

Office of Attorney General
Bureau of Criminal Investigation

Crime in North Dakota, 2025



Drew H. Wrigley
Attorney General

Prepared by
Nicole Otterness
UCR Program Manager
2026

INTRODUCTION

The North Dakota Incident-Based Reporting (ND IBR) program involves the collection, compilation, and analysis of crime and arrest statistics reported by the various local law enforcement agencies throughout the state. Fifty-three sheriff departments, 49 police departments, 10 Task Forces and the ND Highway Patrol reported to the ND IBR program in 2025.

Every effort is taken to include the homicide offenses/arrests that occur on the Tribal Law Enforcement jurisdictions. Tribal law enforcement agencies do not participate in the state ND IBR program.

INCIDENT-BASED REPORTING: North Dakota law enforcement agencies use a certified records management system to collect data on each incident reported to their respective agencies. Data collected includes type of incident, where and when the incident took place, victim characteristics, suspect/arrestee characteristics, property involved in the incident, etc.

To allow for comparison among several geographic or jurisdictional areas with differing populations or to allow comparisons across time in an area undergoing population fluctuations, the ND IBR program provides for the calculation of crime rates to remove any potential biases created by population differences. Because a rate relates the incidence of activity to population, it is possible to measure annual fluctuations in criminal activity by comparing rates of crime reported in any given year with those reported in other years. National publications report crime rates calculated based on the number of reported offenses per 100,000 population. This publication provides crime rate information calculated in the same manner.

Trends

The 2025 Crime in North Dakota is based solely upon incident data. Data submitted by ND IBR to the FBI is reported with added estimation before being published on the FBI Crime Data Export. Prior years were converted from incident based statistics to the summary system of reporting. We strongly discourage attempting to compare the ND IBR data to any UCR Summary data previously released by North Dakota or the FBI in the Crime in the United States publications. The data sets are not comparable due to the number of types of crimes reported and that all offenses in the incident are reported in ND IBR.

Differences between ND IBRS and FBI released data

The Crime in North Dakota 2025 is a crime statistic publication using the National Incident-Based Reporting System (NIBRS). There are important factors that must be considered when reading or using this report as well as crime statistic reports available from the FBI or other sources:

1. The 2025 data used to compile this report are based on a “snapshot” of the ND state repository database as of June 8th, 2026, and compared to previous years reports. In NIBRS, there are no “fixed” statistics because law enforcement agencies update their incidents as new information becomes available.

2. The data used in this report are based on the NIBRS method of submitting crime statistics. It is more comprehensive and detailed than the Summary Reporting System used in the past so the statistics in NIBRS and Summary Reporting should not be compared.
3. The data displayed in this report should not be compared to the FBI Crime in the US 2025 report which will be published later this year. Even though North Dakota forwards the crime data submitted via NIBRS to the FBI, the FBI is reported with added estimation before being published on the FBI Crime Data Export.
4. The data displayed per agency in this report should not be used to compare to other agencies or compile “ranking” of cities and counties. Data users should not rank locales because there are many factors that cause the nature and type of crime to vary from place to place. NIBRS statistics include only jurisdictional population figures along with reported crime, clearance, or arrest data. Rankings ignore the uniqueness of each locale. There are many factors that are known to affect the volume and type of crime occurring from place to place.

Classification of Offenses

All offenses are classified on the basis of law enforcement investigation in accordance with national NIBRS offense definitions and are not necessarily identical to the NDCC definitions. Because NIBRS identifies and tallies law enforcement contact, offense classifications are not based on filings of the prosecutor, court, medical examiner, jury, or other judicial or subsequent findings.

National Incident-Based Reporting System (NIBRS)

NIBRS divides offenses into two (2) categories of offenses designated as Group A - Incident and Group B - Arrest.

1. The Group A offenses collected in the NIBRS program are: Animal Cruelty; Arson; Assaults; Bribery; Burglary; Counterfeiting/Forgery; Destruction/Damage/Vandalism of Property; Drug/Narcotic Offenses; Embezzlement; Extortion/Blackmail; Frauds; Gambling Offenses; Homicide Offenses; Human Trafficking Offenses; Kidnapping/Abduction; Larceny/Theft Offenses; Motor Vehicle Theft; Pornography/Obscene Material Offenses; Prostitution Offenses; Robbery; Sex Offenses; Non-Forcible Sex Offenses; Stolen Property Offense and; Weapon Law Violations. Group A offenses include statistical data on the incident, all offenses committed, property involved, weapons involved, victim and offender demographics, arrest information, and clearance status.
2. Group B offenses, for which only arrest data are collected, include: Curfew/Vagrancy Violations; Disorderly Conduct; Driving Under the Influence; Non-Violent Family Offenses; Liquor Law Violations; Trespass of Real Property; and All Other Non-Traffic Offenses.

Counting Offenses

For counting purposes, agencies should count one offense for each victim of a Crimes Against Persons, one offense for each distinct operation of a Crimes Against Property (with the exception of motor vehicle theft, where one offense is counted for each stolen vehicle), and one offense for each Crimes Against Society. All crimes committed within the same incident by the same person or group of persons, without a significant time or space interval separating them, are reported in NIBRS - a hierarchy rule does not exist as it does in Summary Reporting. For example, if a rape case involves crimes of motor vehicle theft and kidnapping, all crimes are reported. However, if a crime is an inherent part of another crime, only one crime may be appropriately reported. For example, larceny is inherent in the crime of burglary and would not be reported as a separate crime in the incident; however, if the suspect, upon leaving the residence, takes items outside the structure, larceny would be reported as a second crime. As another example, assault is an element in robbery and would not be reported as a crime separately from the robbery; however, if the suspect forces the victim to engage in a sexual act, both a robbery and sex offense would be reported because a sexual act is not an element of robbery.

Arrests

In NIBRS, the law enforcement agencies collect detailed data elements related to incidents and arrests. The Group A - Incident Reports are comprised of segments (Administrative, Offense, Property, Victim, Offender, and Arrestee) and within the segments are multiple data elements identifying the incident, such as originating agency identifier (ORI), incident number, date, location, offense, demographics, and other relevant segment categories. Therefore, unlike Summary Reporting, NIBRS arrests and clearances can be submitted as updates to the Group A - Incidents reported.

Clearances

In NIBRS, clearances are based on the incident-level rather than the offense-level. If one offense within an incident is cleared, all offenses in that incident are cleared. Likewise, the arrest of one offender in an incident will clear it even if other offenders have not been arrested yet. Clearances by arrest are automatically created when an Arrest Segment is submitted with a Group A - Incident. An incident cannot be cleared exceptionally if there has been an arrest. Not all crimes are cleared within the calendar year in which the offense occurs.

Clearances by Exceptional Means allow an agency to clear an incident without an arrest. The criteria include: 1) the identity of at least one offender must be known; 2) sufficient probable cause must have been developed to support the arrest and prosecution of the offender; 3) the offender's exact location must be known, and; 4) there must be a reason, outside of law enforcement's control, which prevents the arrest. For example, the death of the offender or the offender is in the custody of another jurisdiction.

TABLE OF CONTENTS

<u>Introduction</u>	1
Table of Contents	4
<u>North Dakota Crime Summary, 2025</u>	5
<u>Statewide Analysis</u>	6
<u>Group A Offenses</u>	9
<u>Violent Crime Snapshot</u>	16
<u>Crimes Against Persons</u>	17
<u>Crimes Against Property</u>	22
<u>Crimes Against Society</u>	24
<u>Group B Offenses</u>	26
<u>Arrests in 2025</u>	29
<u>Arrests 2021-2025</u>	38
<u>Drug/Narcotics Analysis</u>	46
<u>DUI Arrest Analysis</u>	50
<u>Crime Summary by Reporting County Sheriff’s Office</u>	52
<u>Crime Summary by Reporting Police Department</u>	106
<u>NIBRS Offense Definitions</u>	157
<u>Full-Time Law Enforcement Employees</u>	169

NORTH DAKOTA CRIME SUMMARY, 2025

In 2025, 42,549 Group A offenses were reported by local law enforcement agencies. This is a decrease of 7.4 percent from the total of 45,964 reported in 2024.

The Census Bureau estimate of North Dakota's population for 2025 is 799,358. The crime rate per 100,000 population for 2025 is 5322.9. The crime rate for 2024 was 5770.3 per 100,000 population. This is a 7.8 percent decrease in the crime rate of Group A offenses.

The total number of reported Crimes Against Persons was 11,765. This is a decrease of 3 percent from the total of 12,129 reported in 2024. In 2023, 12,403 Crimes Against Persons were reported.

Crimes Against Persons offenses comprised 28 percent of reported Group A crime offenses in North Dakota in 2025.

Collectively, Crimes Against Property (e.g. burglary, robbery, larceny/theft and motor vehicle theft) decreased by 12.2 percent from 21,803 reported in 2024 to 19,135 reported in 2025.

Crimes Against Property offenses accounted for 45 percent of total Group A crime offenses reported in 2025.

In 2025, the total number of Crimes Against Society (e.g. drug/narcotics violations, drug equipment violations, and weapon violations) reported was 11,649. This is a decrease of 3.2 percent from the 2024 total of 12,032. In 2023, 12,941 Crimes Against Society were reported.

Crimes Against Society offenses comprised 27 percent of total Group A crime offenses reported in 2025.

North Dakota law enforcement agencies reported 29,043 total arrests in 2025. This is a 3.7 percent decrease from the total of 30,165 arrests reported in 2024.

In 2025, juvenile arrests accounted for 9.4 percent of the total arrests.

Group B arrests totaled 15,571, which is 53.6 percent of the total arrests. This is a 1.9 percent decrease from the 15,871 Group B arrests in 2024.

Arrests for Drug/Narcotics Violations decreased 3.6 percent from a 2024 total of 3,809 to 3,671 in 2025.

The number of reported arrests in 2025 for DUI increased to 4,618 from 4,614 reported in 2024.

STATEWIDE CRIME ANALYSIS

North Dakota Statewide – 2025

2025 Population Estimate	799,358	Offenses (*)		Arrests (**)		
		Reported	Cleared	Adult	Juvenile	
Offense Overview		Group A Offenses				
Offense Total	42,549	Crimes Against Persons (***)				
Number Cleared	18,458	Murder and Nonnegligent Manslaughter	14	14	14	0
Percent Cleared	43.38%	Negligent Manslaughter	10	6	3	1
Group A Crimes per 100,000 population	5,322.9	Aggravated Assault	1,208	737	523	53
		Simple Assault	6,784	3,105	1,818	474
		Intimidation	1,920	913	446	72
		Stalking	647	105	54	3
		All Rape	349	97	45	3
		Criminal Sexual Contact	588	144	46	18
		Incest	5	1	0	1
		Statutory Rape	69	20	13	0
		Commercial Sex Acts	7	4	2	0
		Involuntary Servitude	4	1	0	0
		Kidnapping/Abduction	160	102	29	1
		Crimes Against Property				
		Arson	52	25	12	5
		Bribery	4	4	2	0
		Burglary/Breaking & Entering	1,584	267	192	33
		Counterfeiting/Forgery	659	150	115	2
		Destruction/Damage/Vandalism of Property	3,345	697	293	89
		Embezzlement	86	35	28	1
		Extortion/Blackmail	103	4	1	0
		False Pretenses/Swindle/Confidence Game	1,198	492	400	6
		Credit Card/Automated Teller Machine Fraud	162	12	10	0
		Impersonation	143	12	4	0
		Welfare Fraud	8	1	0	0
		Wire Fraud	233	3	1	0
		Identity Theft	770	113	54	0
		Hacking/Computer Invasion	41	1	0	0
		Robbery	148	58	51	15
		Pocket-picking	30	4	2	0
		Purse-snatching	19	3	1	0
		Shoplifting	2,876	1,233	1,202	103
		Theft From Building	584	73	44	5
		Theft From Coin Operated Machine or Device	12	3	1	0
		Theft From Motor Vehicle	1,134	153	78	13
		Theft of Motor Vehicle Parts/Accessories	154	16	4	0
		All Other Larceny	4,222	493	419	51
		Motor Vehicle Theft	1,188	280	163	49
		Stolen Property Offenses	380	248	145	15
		Crimes Against Society				
		Drug/Narcotic Violations	5,552	4,276	3,437	234
		Drug Equipment Violations	5,154	4,089	2,217	84
		Betting/Wagering	0	0	0	0
		Operating/Promoting/Assisting Gambling	0	0	0	0
		Gambling Equipment Violations	0	0	0	0
		Sports Tampering	0	0	0	0
		Pornography/Obscene Material	295	79	45	7
		Prostitution	51	33	31	0
		Assisting or Promoting Prostitution	8	1	2	0
		Purchasing Prostitution	9	2	1	0
		Weapon Law Violations	415	292	130	13
		Animal Cruelty	165	54	43	0
		Total Group A Offenses	42,549	18,458	12,121	1,351
Arrest Overview		Group B Arrests				
Total Arrests	29,043	Offense	Adult	Juvenile		
Adult Arrests	26,302	Curfew/Loitering/Vagrancy Violations	0	16		
Juvenile Arrests	2,741	Disorderly Conduct	796	318		
Unknown Age	0	Driving Under the Influence	4,570	48		
Arrests per 100,000 population	3,633.3	Family Offenses (Nonviolent)	129	78		
		Liquor Law Violations	1,947	376		
		Trespass of Real Property	931	38		
		All Other Offenses	5,808	516		
		Total Group B	14,181	1,390		
		Average number offenses/incident		1.22		
Domestic Incident Victims		Offense	Reported	Cleared		
		Murder and Nonnegligent Manslaughter	3	3		
		Aggravated Assault	467	336		
		Simple Assault	3,023	1,650		
		Intimidation	276	171		
		Stalking	138	21		
		All Rape	60	22		
		Criminal Sexual Contact	86	32		
		Incest	1	0		
		Statutory Rape	7	4		
		Kidnapping/Abduction	88	70		
		Total	4,149	2,309		

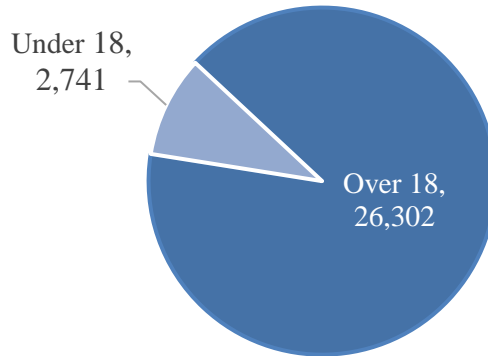
(*) Offenses are counted using the FBI Units of Count for Crime

(**) The 'Arrests' column shows arrests made during the selected period, regardless of incident date. Arrest counts may be higher than incident counts.

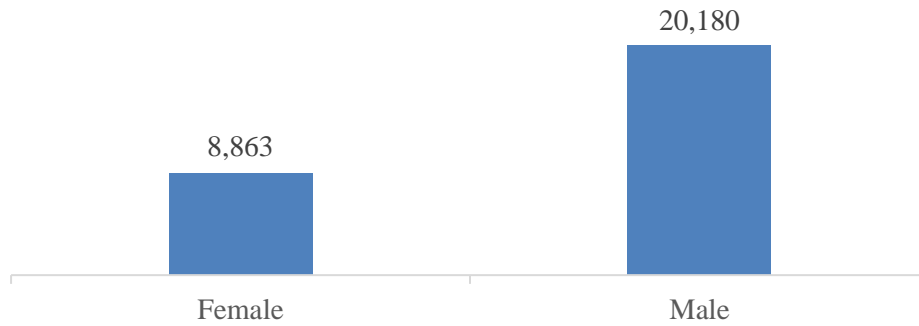
(***) Negligent Manslaughter now includes the killing of another person associated with driving under the influence, distracted driving (using a cell or smartphone), and reckless driving fatalities.

Statewide Total Arrests Reported – 2025

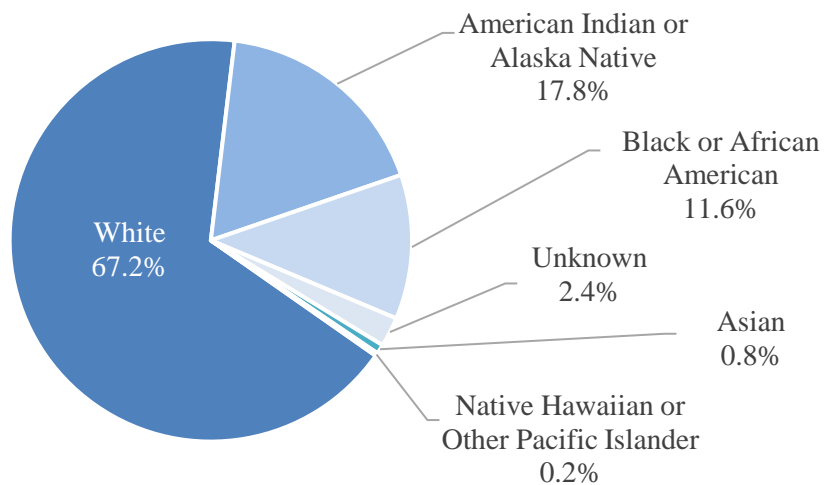
Arrests by Age Category



Arrests by Gender



Arrests by Race



Group A Offenses

Group A offenses constitute a grouping, not a gradation for relative seriousness of crime. These offenses include the crimes of Animal Cruelty; Arson; Assaults; Bribery; Burglary; Counterfeiting/Forgery; Homicide Offenses; Destruction/Damage/Vandalism of Property; Drug/Narcotic Offenses; Embezzlement; Extortion/Blackmail; Fraud; Gambling Offenses; Robbery; Kidnapping/Abduction; Larceny/Theft Offenses; Motor Vehicle Theft; Pornography/Obscene Material Offenses; Human Trafficking Offenses; Prostitution Offenses; Sex Offenses; Non-Forcible Sex Offenses; Stolen Property Offenses and; Weapon Law Violations.

In 2025, 42,549 Group A offenses were reported by local law enforcement agencies. This is a decrease of 7.4 percent from the total of 45,964 reported in 2024.

The Census Bureau’s estimate of North Dakota’s population for 2025 is 799,358. Based on that total, the crime rate per 100,000 population for 2025 was 5322.9, as compared to 5770.3 for 2024.

More than 43 percent of Group A crime offenses were reported as cleared by arrest or exceptional means. The NIBRS program defines an offense as “cleared” by law enforcement when at least one person is arrested, charged with the commission of the offense, and turned over to the court for prosecution. Several crimes may be cleared by the arrest of one person, while the arrests of many persons may clear only one offense. Law enforcement agencies may clear a crime by exceptional means when some element beyond law enforcement control precludes the placing of formal charges against the offender. Examples of circumstances that allow such clearances are the death of the offender (suicide, justifiably killed by police or private citizen, etc.); the victim’s refusal to cooperate with prosecution after the offender has been identified; or the denial of extradition.

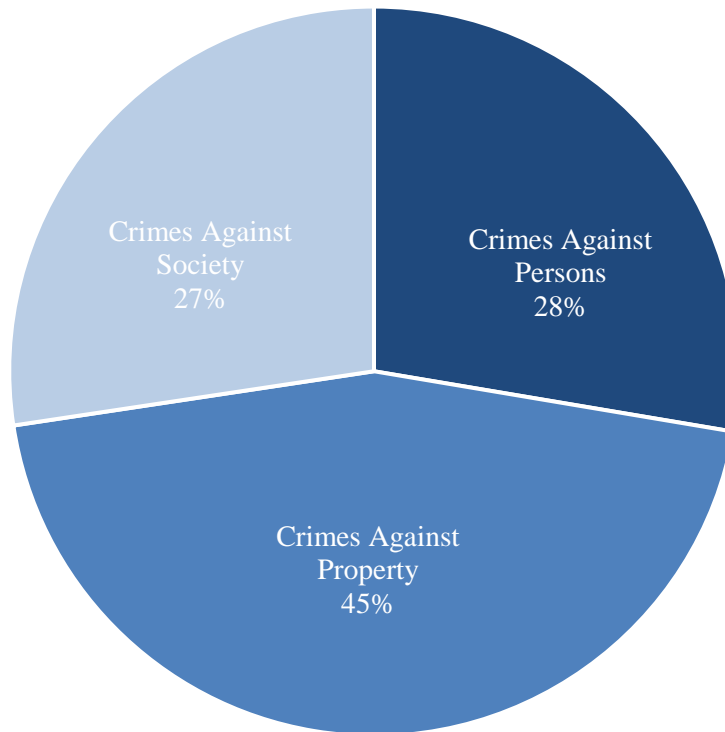
In 2025, 13,472 arrests were reported for Group A crime offenses. Of that total, 10 percent were arrests of juveniles.

More than \$48.1 million worth of property was reported stolen in 2025, with 24 percent of that amount reported as recovered by law enforcement officials.

Group A Offense Summary

Year	Population	Group A Offense Total	% Change in Number from Previous Year	Crime Rate per 100,000 Population	% Change in Rate from Previous Year	Percent Cleared
2021	774,948	51,784	4.4%	6682.3	3.1%	40.2%
2022	779,261	49,488	-4.4	6350.6	-5.0	41.9
2023	783,926	49,515	0.1	6316.2	-0.5	43.0
2024	796,568	45,964	-7.1	5770.3	-8.6	42.3
2025	799,358	42,549	-7.4	5322.9	-7.8	43.4

Group 'A' Offenses - 2025



Crimes Against Persons

Murder
 Negligent Manslaughter
 All Rape
 Aggravated Assault
 Simple Assault
 Intimidation
 Stalking
 Kidnapping/Abduction
 Human Trafficking Offenses*⁺
 Incest
 Statutory Rape

Crimes Against Property

Robbery
 Burglary/Breaking & Entering
 Larceny/Theft Offenses*
 Motor Vehicle Theft
 Arson
 Destruction of Property
 Counterfeiting/Forgery
 Fraud Offenses*⁺
 Embezzlement
 Extortion/Blackmail
 Bribery
 Stolen Property Offense

Crimes Against Society

Animal Cruelty⁺
 Drug/Narcotic Violations
 Drug Equipment Violations
 Gambling Offenses*
 Pornography
 Prostitution Offenses*
 Weapon Law Violations

*Specific offenses exist within the crime category.

⁺ Data collection for certain offenses began in 2016.

**Comparison of Group A Offenses Reported,
2024-2025**

Group A Offenses	2024	2025	Percent Change
Crimes Against Persons			
Murder	19	14	-26.3%
Negligent Manslaughter	7	10	42.9
Aggravated Assault	1,294	1,208	-6.6
Simple Assault	6,916	6,784	-1.9
Intimidation	2,041	1,920	-5.9
Stalking	634	647	2.1
Kidnapping/Abduction	146	160	9.6
All Rape	391	349	-10.7
Criminal Sexual Contact	596	588	-1.3
Incest	6	5	-16.7
Statutory Rape	68	69	1.5
Commercial Sex Acts	7	7	
Involuntary Servitude	4	4	
Crimes Against Property			
Arson	59	52	-11.9
Bribery	2	4	100.0
Burglary	2,113	1,584	-25.0
Counterfeiting/Forgery	603	659	9.3
Destruction/Damage/Vandalism	3,927	3,345	-14.8
Embezzlement	92	86	-6.5
Extortion/Blackmail	85	103	21.2
False Pretenses	1,285	1,198	-6.8
Credit Card/ATM Fraud	206	162	-21.4
Impersonation	173	143	-17.3
Welfare Fraud	13	8	-38.5
Wire Fraud	187	233	24.6
Identity Theft	807	770	-4.6
Hacking/Computer Invasion	37	41	10.8
Robbery	214	148	-30.8
Pocket-picking	18	30	66.7
Purse-snatching	18	19	5.6
Shoplifting	2,792	2,876	3.0
Theft From Building	661	584	-11.6
Theft From Coin machine	21	12	-42.9
Theft From Motor Vehicle	1,713	1,134	-33.8
Theft of Motor Vehicle Parts	152	154	1.3
All Other Larceny	4,635	4,222	-8.9
Motor Vehicle Theft	1,473	1,188	-19.3
Stolen Property Offenses	517	380	-26.5

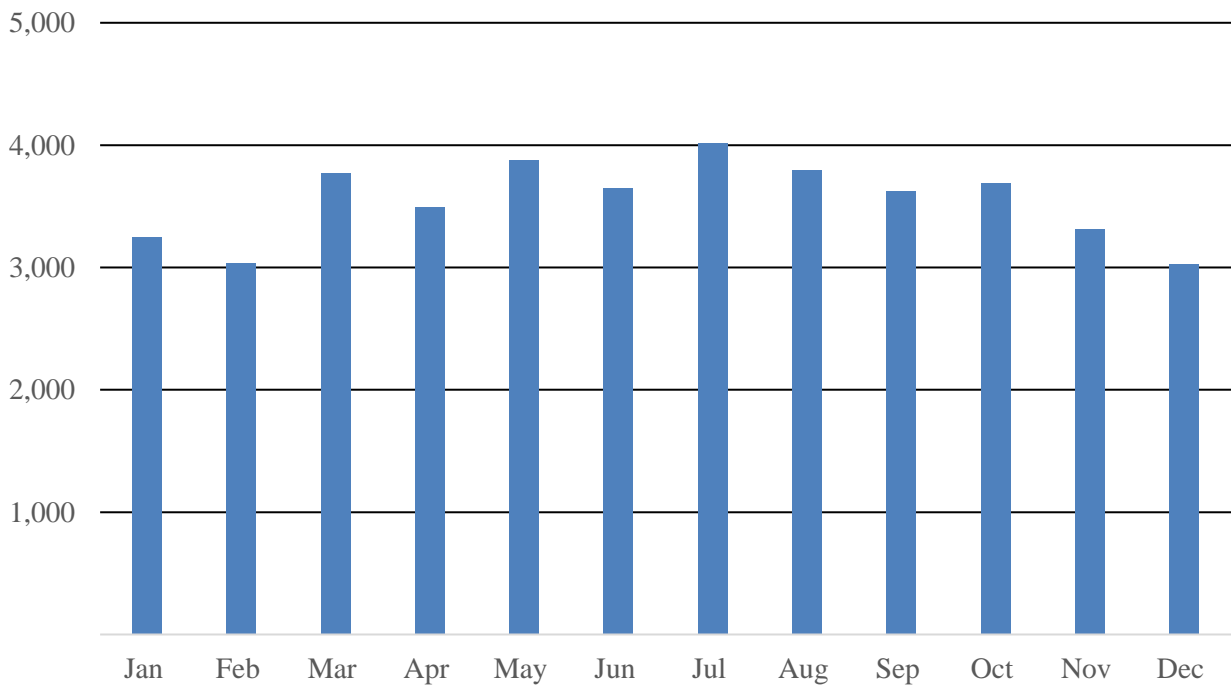
**Comparison of Group A Offenses Reported,
2024-2025
Continued**

Group A Offenses	2024	2025	Percent Change
Crimes Against Society			
Drug/Narcotic Violations	5,616	5,552	-1.1%
Drug Equipment Violations	5,441	5,154	-5.3
Betting/Wagering			
Operating/Promoting Gambling			
Gambling Equipment Violations			
Sports Tampering			
Pornography/Obscene Material	270	295	9.3
Prostitution	15	51	240.0
Assisting or Promoting Prostitution	9	8	-11.1
Purchasing Prostitution	8	9	12.5
Weapon Law Violations	516	415	-19.6
Animal Cruelty	157	165	5.1
Total	45,964	42,549	-7.4

**“Top Five” Locations for
Group A Offenses to Occur:**

1. Residence/Home
2. Highway/Road/Alley/Street
3. Department/Discount Store
4. Parking Lot/Parking Garage
5. Other/Unknown

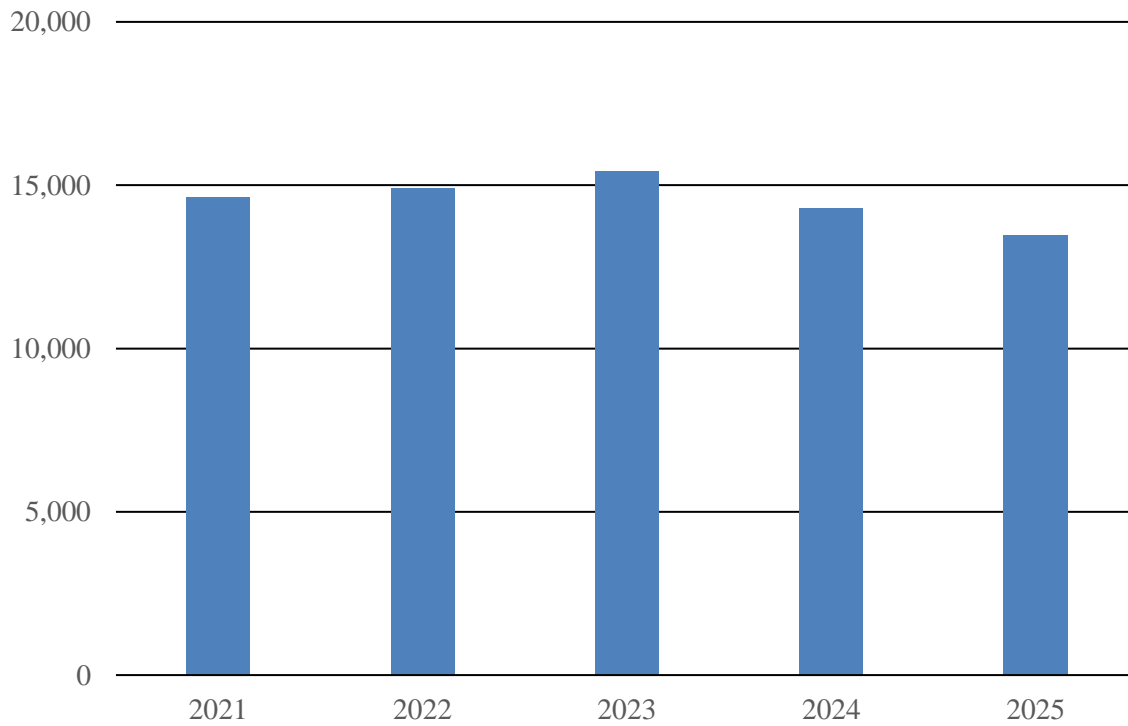
*The most frequent month of crime occurrence
was **July**.
The least frequent was **December**.*



**Arrest Totals for Group A Offenses
2021-2025**

Year	Juvenile	Adult	Total
2021	2,010	12,611	14,621
2022	2,319	12,579	14,898
2023	2,302	13,108	15,410
2024	1,476	12,818	14,294
2025	1,351	12,121	13,472

**Arrest Totals for Group A Offenses
2021-2025**



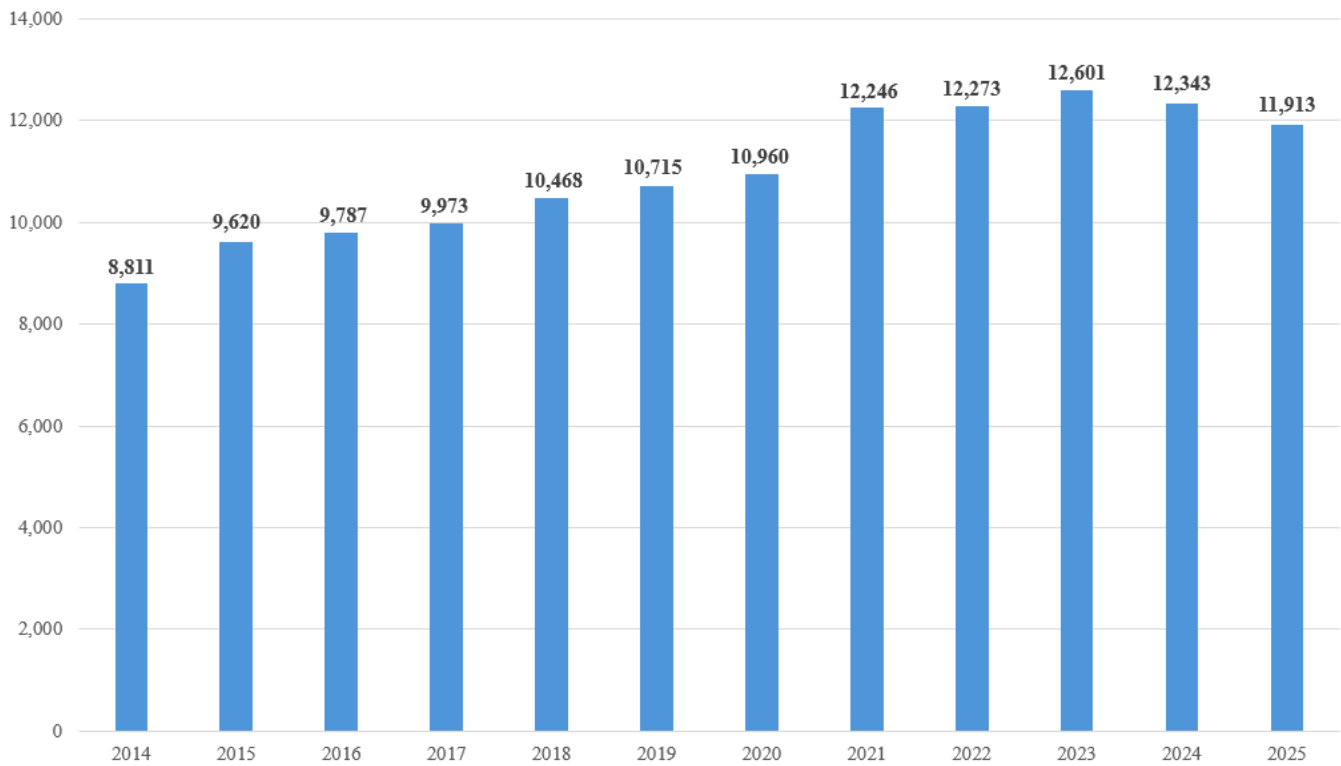
Reported Group A Incidents Where Offender is Suspected of Using

Crimes Against Persons	Alcohol	Drugs/ Narcotics	Computer Equipment	Not Applicable
Murder	2	2		11
Negligent Manslaughter	1			5
Aggravated Assault	352	56	2	728
Simple Assault	1,408	184	1	4,186
Intimidation	248	68	63	1,127
Stalking	33	12	88	459
Kidnapping/Abduction	42	12		103
All Rape	65	25	3	260
Criminal Sexual Contact	68	23	2	462
Incest	1			4
Statutory Rape	6	6	2	52
Commercial Sex Acts			1	6
Involuntary Servitude	1	1		2
Crimes Against Property				
Arson	6	1		45
Bribery	2			2
Burglary/Breaking & Entering	49	44	1	1,497
Counterfeiting/Forgery	31	9	34	586
Destruction/Damage/Vandalism of Property	235	86	2	3,043
Embezzlement	2	1	9	74
Extortion/Blackmail	1	1	41	60
False Pretenses/Swindle/Confidence Game	65	74	110	956
Credit Card/Automated Teller Machine Fraud	1		21	140
Impersonation	3	1	23	118
Welfare Fraud			3	5
Wire Fraud			91	142
Identity Theft	2	4	119	645
Hacking/Computer Invasion			15	26
Robbery	7	11	2	129
Pocket-picking	1			29
Purse-snatching		1		18
Shoplifting	53	50	1	2,780
Theft From Building	11	7	1	566
Theft From Coin Operated Machine or Device				12
Theft From Motor Vehicle	23	17	2	1,097
Theft of Motor Vehicle Parts/Accessories	1	2		151
All Other Larceny	82	39	48	4,056
Motor Vehicle Theft	41	31	1	1,089
Stolen Property Offenses	19	73		295
Crimes Against Society				
Drug/Narcotic Violations	315	4,238	10	1,228
Drug Equipment Violations	238	3,826	4	1,268
Betting/Wagering				
Operating/Promoting Gambling				
Gambling Equipment Violations				
Sports Tampering				
Pornography/Obscene Material	3	5	138	152
Prostitution	1		3	47
Prostitution - Assisting/Promoting			1	7
Purchasing Prostitution	1		3	5
Weapon Law Violations	36	84	1	305
Animal Cruelty	8	3		154

Violent Crime Snapshot

The violent crime value represents the total number of crimes committed against persons, including the crime of robbery. This categorization constitutes North Dakota’s violent crime against persons statistic and encompasses the following statutory crimes: Murder/Non-Negligent Manslaughter, Negligent Manslaughter, Aggravated Assault, Simple Assault, Intimidation, Stalking, Kidnapping/Abduction, Sex Offenses, Non-Forcible Sex Offenses, Commercial Sex Acts, Involuntary Servitude, and Robbery.

In 2025, violent crimes against persons totaled 11,913. This is a 3.4 percent decrease from the 2024 total of 12,343.



* Includes all Crimes Against Persons offenses and the Robbery offense (classified as a Crime Against Property by NIBRS specifications)

Crimes Against Persons

Crimes Against Persons offenses are classified according to victim type which includes the offenses of murder/non-negligent manslaughter, rape, and assaults. For counting purposes, agencies should count one offense for each victim of a Crimes Against Persons (See the NIBRS offense definitions section beginning on page 156 of this publication for definitions of these and other offenses.)

In 2025, 11,765 Crimes Against Persons were reported in North Dakota. This is a 3 percent decrease from the 2024 total of 12,129 crimes reported. In 2023, 12,403 crimes were reported.

Crimes Against Persons offenses comprised 28 percent of reported Group A crime offenses in North Dakota in 2025.

The Crimes Against Persons crime rate for 2025 is 1471.8 per 100,000, as compared to 1522.6 per 100,000 in 2024. This is a 3.3 percent decrease in the Crimes Against Persons crime rate. In 2023, the Crimes Against Persons crime rate was 1582.2 per 100,000 population.

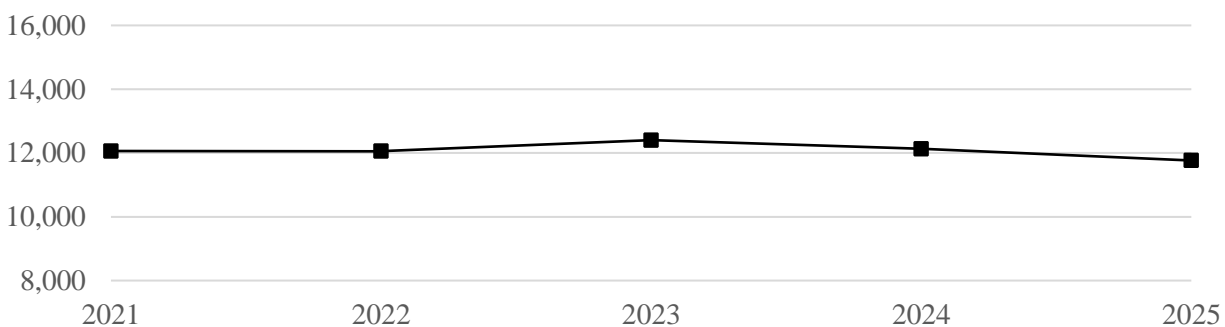
Over 44 percent of Crimes Against Persons offenses in 2025 were reported as cleared by arrest or exceptional means.

Of the 3,619 total arrests reported for Crimes Against Persons offenses, 17.2 percent were arrests of juveniles.

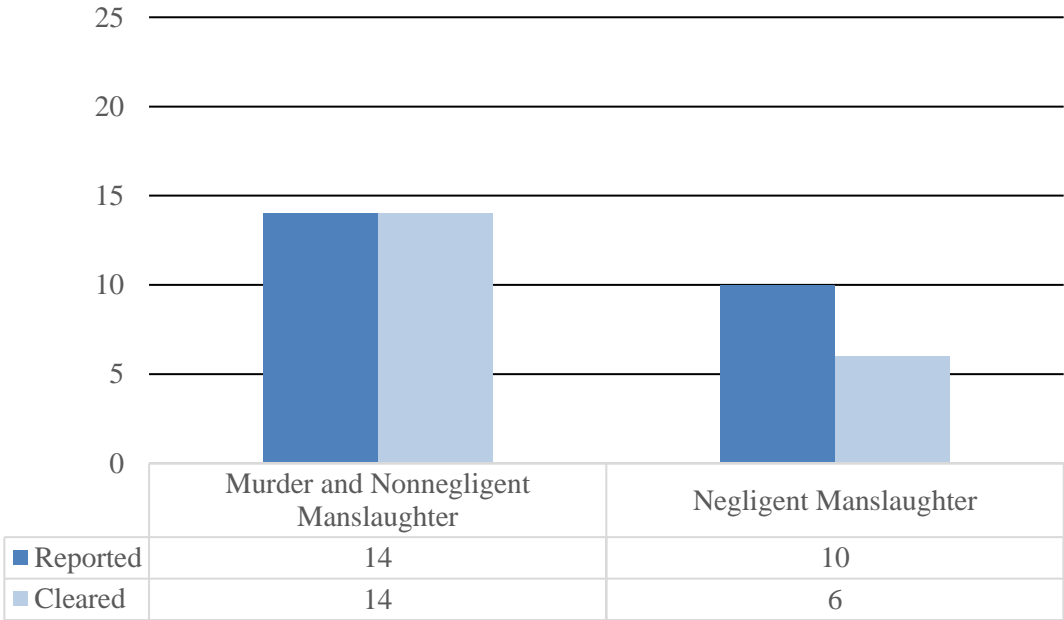
Crimes Against Persons Summary

Year	Population	Offenses	% Change in Number from Previous Year	Rate per 100,000 Population	% Change in Rate from Previous Year	Percent Cleared
2021	774,948	12,060	11.5%	1556.2	10.1%	45.1%
2022	779,261	12,057	0.0	1547.2	-0.6	47.6
2023	783,926	12,403	2.9	1582.2	2.3	47.7
2024	796,568	12,129	-2.2	1522.6	-3.8	44.5
2025	799,358	11,765	-3.0	1471.8	-3.3	44.6

Crimes Against Persons Total Offenses, 2021-2025

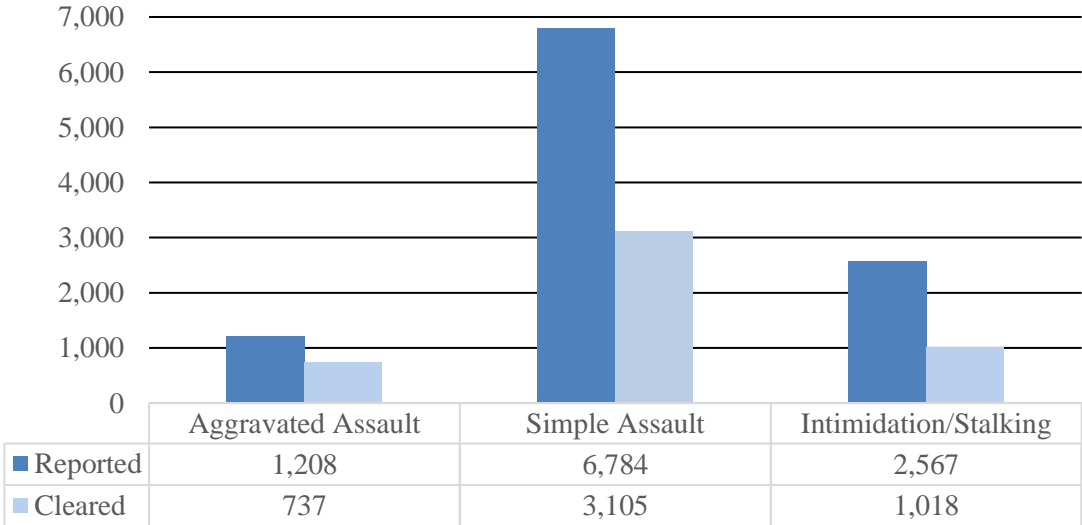


Crimes Against Persons Homicides & Negligent Manslaughter

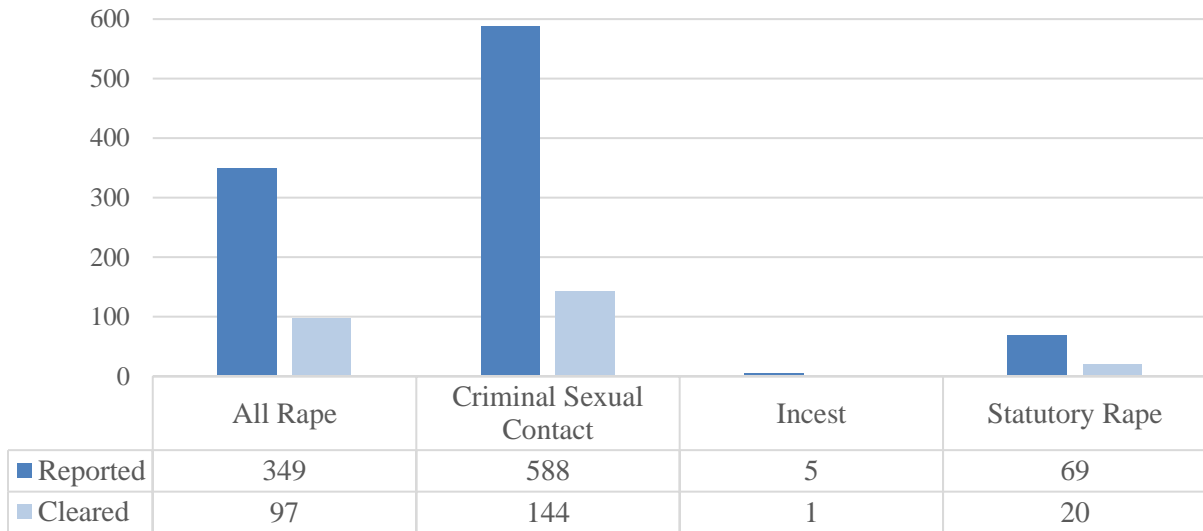


* For a full report see Homicide in ND, 2025.

Crimes Against Persons Assault Offenses




Crimes Against Persons Sex Offenses



* All Rape includes Rape, Sodomy, and Sexual Assault with an Object.

Crimes Against Persons Weapon Type



* Up to 3 weapon types may be selected for each incident.

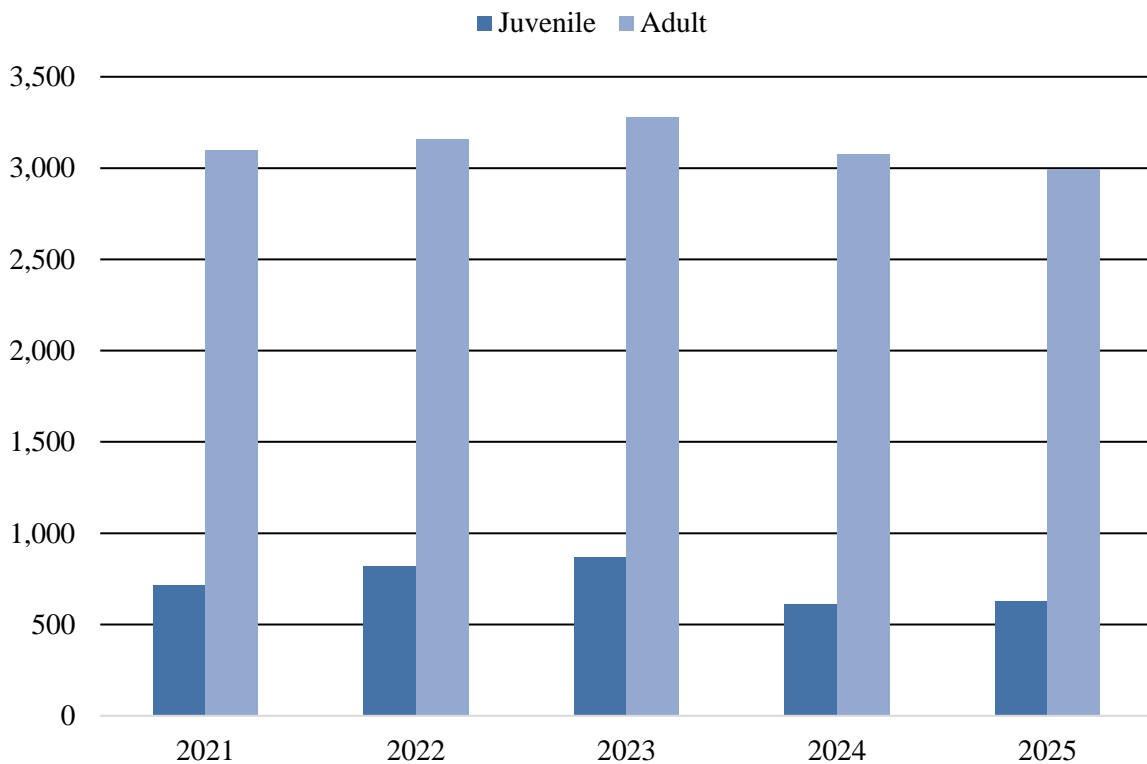
Victim Relationships 2025

Victim to Offender Relationship	Total # of Victims	% of Total Victims
Acquaintance	1,897	14.4%
Boyfriend/Girlfriend	1,707	12.9
Otherwise Known	1,376	10.4
Unknown	1,336	10.1
Stranger	1,086	8.2
Victim was Offender	1,022	7.7
Former Boyfriend/Girlfriend	800	6.1
Spouse	663	5.0
Child	621	4.7
Parent	531	4.0
Sibling	450	3.4
Friend	438	3.3
On-Duty Peace Officer	365	2.8
Other Family Member	241	1.8
Ex-Spouse	160	1.2
Neighbor	147	1.1
Stepchild	89	0.7
In-Law	56	0.4
Child of Boyfriend/Girlfriend	43	0.3
Stepparent	38	0.3
Employee	26	0.2
Grandchild	26	0.2
Employer	25	0.2
Grandparent	25	0.2
Babysittee (the baby/child)	13	0.1
Stepsibling	10	0.1

**Arrests for Crimes Against Persons
By Age Category, 2021-2025**

Year	Juvenile	Adult	Total
2021	718	3,096	3,814
2022	820	3,156	3,976
2023	870	3,277	4,147
2024	608	3,073	3,681
2025	626	2,993	3,619

**Arrests for Crimes Against Persons
By Age Category, 2021-2025**



Crimes Against Property

Crimes Against Property includes the offenses of Burglary, Robbery, Fraud, Destruction/Damage/Vandalism, Larceny/Theft, Motor Vehicle Theft, Arson, Counterfeit/Forgery, Embezzlement, Extortion/Blackmail, Bribery and Stolen Property Offense.

In 2025, the total number of property crimes reported was 19,135. This is a 12.2 percent decrease from the 2024 total of 21,803.

Crimes Against Property accounted for 45 percent of the Group A offenses reported in North Dakota. The property crime rate decreased 12.5 percent from 2737.1 per 100,000 population in 2024, to 2393.8 per 100,000 in 2025.

More than \$48.1 million worth of property was reported stolen in 2025, with 24 percent of that amount reported as recovered by law enforcement officials.

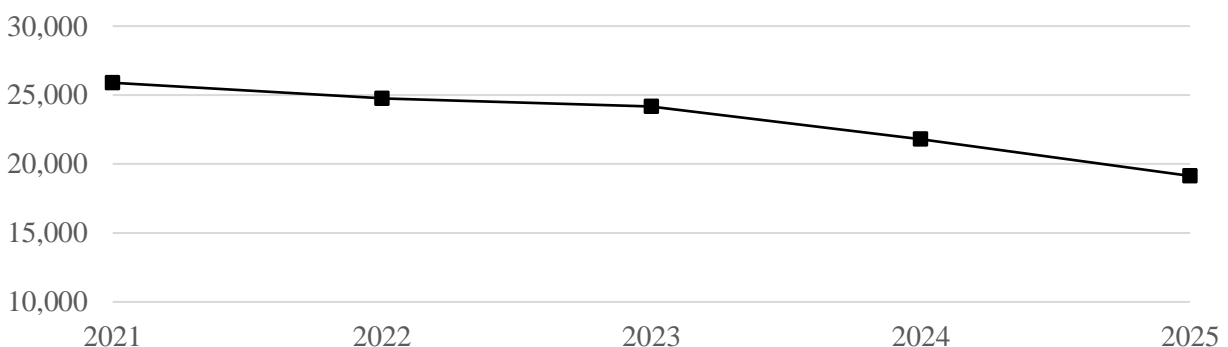
Nearly 23 percent of property crimes were cleared by arrest or exceptional means in 2025.

A total of 3,609 arrests were reported for property crimes. Of those, 10.7 percent were arrests of juveniles.

Crimes Against Property Summary

Year	Population	Property Offenses	% Change in Number from Previous Year	Rate per 100,000 Population	% Change in Rate from Previous Year	Percent Cleared
2021	774,948	25,892	0.6%	3341.1	-0.7%	19.7%
2022	779,261	24,757	-4.4	3177.0	-4.9	22.5
2023	783,926	24,171	-2.4	3083.3	-3.0	22.9
2024	796,568	21,803	-9.8	2737.1	-11.2	22.1
2025	799,358	19,135	-12.2	2393.8	-12.5	22.9

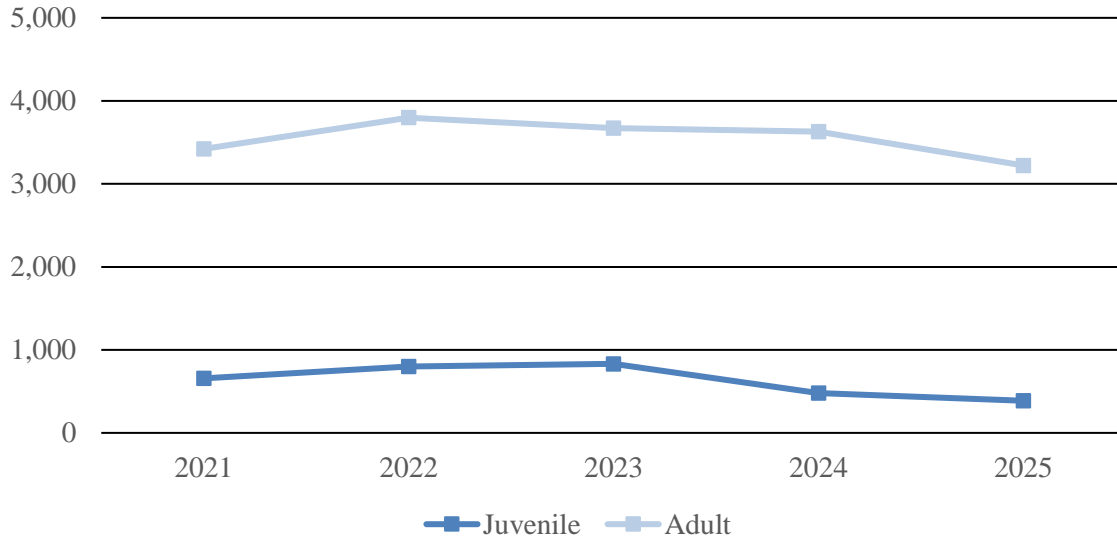
Crimes Against Property Totals, 2021-2025



Arrests for Crimes Against Property By Age Category, 2021-2025

Year	Juvenile	Adult	Total
2021	658	3,421	4,079
2022	799	3,797	4,596
2023	832	3,673	4,505
2024	479	3,629	4,108
2025	387	3,222	3,609

Arrests for Crimes Against Property By Age Category, 2021-2025



Stolen Property Loss Due to Property Crime Offenses, 2021-2025

Year	Population	Total Stolen Property Loss	% Change from Previous Year	Property Loss per Capita	Percent Recovered
2021	774,948	\$48,795,908	27.6%	\$62.97	30.3%
2022	779,261	54,682,467	12.1	70.17	33.3
2023	783,926	58,716,828	7.4	74.90	28.3
2024	796,568	64,388,237	9.7	80.83	26.9
2025	799,358	48,109,185	-25.3	60.18	24.0

Crimes Against Society

Crimes Against Society includes the offenses of Drug/Narcotic Violations, Drug Equipment Violations, Prostitution Offenses, Weapon Violations, Gambling Offenses and Pornography/Obscene Material.

In 2025, the total number of Crimes Against Society reported was 11,649. This is a decrease of 3.2 percent from the 2024 total of 12,032.

Crimes Against Society accounted for 27 percent of the Group A offenses reported in North Dakota. The Crimes Against Society rate decreased 3.5 percent from 1510.5 per 100,000 population in 2024, to 1457.3 per 100,000 in 2025.

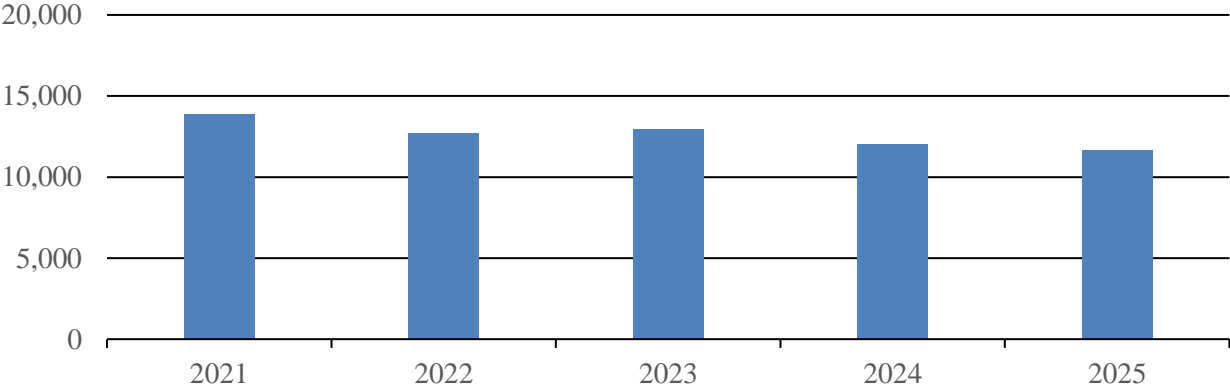
More than 75 percent of Crimes Against Society were cleared by arrest or exceptional means in 2025.

A total of 6,244 arrests were reported for Crimes Against Society. Of those, 5.4 percent were arrests of juveniles.

Crimes Against Society Summary

Year	Population	Crimes Against Society Offenses	% Change in Number from Previous Year	Rate per 100,000 Population	% Change in Rate from Previous Year	Percent Cleared
2021	774,948	13,832	6.2%	1784.9	4.9%	74.4%
2022	779,261	12,674	-8.4	1626.4	-8.9	74.3
2023	783,926	12,941	2.1	1650.8	1.5	76.1
2024	796,568	12,032	-7.0	1510.5	-8.5	76.5
2025	799,358	11,649	-3.2	1457.3	-3.5	75.8

Crimes Against Society, 2021-2025



**Crimes Against Society
By Offense Type, 2021-2025**

Offense Type	2021	2022	2023	2024	2025
Animal Cruelty	120	142	132	157	165
Drug/Narcotic Violations	6,451	5,844	5,975	5,616	5,552
Drug Equipment Violations	6,284	5,675	5,946	5,441	5,154
Betting/Wagering			1		
Operating/Promoting Gambling	4	1	2		
Gambling Equipment Violations	1		1		
Sports Tampering					
Pornography/Obscene Material	251	304	256	270	295
Prostitution	19	18	16	15	51
Prostitution Assisting/Promoting	4	13	4	9	8
Purchasing Prostitution	17	16	2	8	9
Weapon Law Violations	681	661	606	516	415

**Crimes Against Society
Arrest By Gender, 2021-2025**

Year	Female	Male	Total
2021	2,124	4,604	6,728
2022	2,056	4,270	6,326
2023	2,272	4,486	6,758
2024	2,256	4,248	6,504
2025	2,113	4,131	6,244

**Crimes Against Society
Arrest By Age Category, 2021-2025**

Year	Juvenile	Adult	Total
2021	634	6,094	6,728
2022	700	5,626	6,326
2023	600	6,158	6,758
2024	389	6,115	6,504
2025	338	5,906	6,244

Group B Offenses

Group B arrests constitute a grouping, not a gradation for relative seriousness of crime. These arrests include the offenses of Curfew/Loitering/Vagrancy, Disorderly Conduct, Driving Under the Influence (DUI), Non-Violent Family Offenses, Liquor Law Violations, Trespass of Real Property, and All Other Non-Traffic Offenses.

In 2025, the total number of Group B arrests reported was 15,571. This is a decrease of 1.9 percent from the 2024 total of 15,871.

Group B arrests accounted for 53.6 percent of all arrests reported in North Dakota.

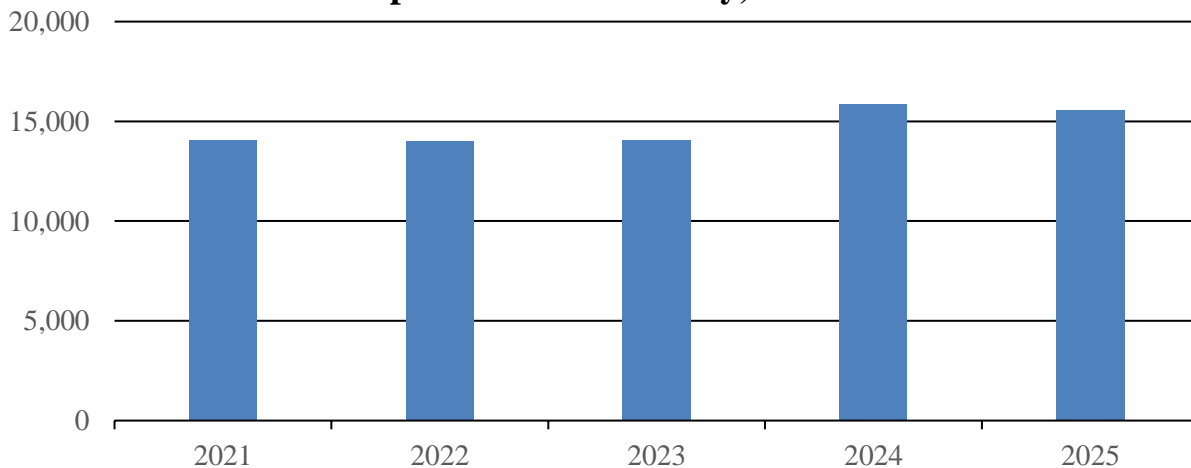
More than 71 percent of the total Group B arrests were of male in 2025.

In 2025, juvenile arrests accounted for 8.9 percent of Group B arrests.

Group B Arrests Summary

Year	Population	Group B Offenses	% Change in Number from Previous Year	Rate per 100,000 Population	% Change in Rate from Previous Year
2021	774,948	14,051	-2.4%	1813.2	-3.6%
2022	779,261	14,017	-0.2	1798.8	-0.8
2023	783,926	14,057	0.3	1793.2	-0.3
2024	796,568	15,871	12.9	1992.4	11.1
2025	799,358	15,571	-1.9	1947.9	-2.2

Group B Arrests Summary, 2021-2025



**Group B Arrests
By Offense Type, 2021-2025**

Offense Type	2021	2022	2023	2024	2025
Curfew/Loitering/Vagrancy	79	103	29	25	16
Disorderly Conduct	1,312	1,275	1,053	978	1,114
DUI	4,040	4,215	4,329	4,614	4,618
Family Non-Violent	332	314	250	196	207
Liquor Law Violations	2,088	2,187	2,225	2,457	2,323
Trespass	910	839	895	1,043	969
All Other Offenses	5,275	5,084	5,276	6,558	6,324

**Group B Arrests
By Gender, 2021-2025**

Year	Female	Male	Total
2021	4,184	9,867	14,051
2022	3,985	10,032	14,017
2023	3,969	10,088	14,057
2024	4,502	11,369	15,871
2025	4,429	11,142	15,571

**Group B Arrests
By Age Category, 2021-2025**

Year	Juvenile	Adult	Total
2021	2,047	12,004	14,051
2022	1,927	12,090	14,017
2023	1,508	12,549	14,057
2024	1,382	14,489	15,871
2025	1,390	14,181	15,571

ARREST ANALYSIS

Arrests in 2025

Although primarily an indication of law enforcement activity, the number of arrests reported does provide a limited profile of the perpetrators of crime, especially for those crimes that have high clearance rates. Differing arrest practices, policies, and enforcement emphasis among agencies influence the volume of arrests for various offenses, particularly those against public order such as vagrancy, disorderly conduct, and related violations. However, arrests for serious crimes, e.g., robbery or burglary, are more likely to be uniform throughout all jurisdictions across the state.

The NIBRS program requires that an arrest be counted for each separate occasion an individual is taken into custody. Although several charges may be lodged against a person at the time of the arrest, only one arrest is counted for each time the person is taken into custody.

North Dakota law enforcement agencies reported 29,043 arrests in 2025. This is a 3.7 percent decrease from the 30,165 arrests reported in 2024.

In 2025, 9.4 percent of total arrests were arrests of juveniles. More than 69 percent of total arrests were arrests of males.

The total of 6,941 reported arrests for DUI and liquor law violations represents 23.9 percent of the total arrests reported in the state of North Dakota in 2025. Arrests for DUI increased from 4,614 in 2024 to 4,618 in 2025. Liquor law violation arrests decreased 5.5 percent from 2,457 in 2024 to 2,323 reported in 2025.

More than 67 percent of total arrests were white; more than 17 percent were American Indian or Alaska Native.

These statistics are provided by local law enforcement agencies that contribute to the North Dakota IBR program. When available, only homicide arrest figures for reservations in the state are included in these totals. Tribal law enforcement agencies do not participate in the ND IBR program.

Annual Comparison of Reported Arrests, 2024-2025

Number of Arrestees	2024	2025	Percent Change
Crimes Against Persons			
Murder	16	14	-12.5%
Negligent Manslaughter	3	4	33.3
Kidnapping/Abduction	24	30	25.0
All Rape*	43	48	11.6
Criminal Sexual Contact	61	64	4.9
Incest	1	1	
Statutory Rape	20	13	-35.0
Aggravated Assault	645	576	-10.7
Simple Assault	2,282	2,292	0.4
Intimidation	529	518	-2.1
Stalking	57	57	
Commercial Sex Acts	1	2	100.0
Involuntary Servitude			
Crimes Against Property			
Arson	14	17	21.4
Bribery	1	2	100.0
Burglary	275	225	-18.2
Counterfeiting/Forgery	114	117	2.6
Destruction/Damage/Vandalism	446	382	-14.3
Embezzlement	29	29	
Extortion/Blackmail		1	
False Pretenses	424	406	-4.2
Credit Card/ATM Fraud	7	10	42.9
Impersonation	15	4	-73.3
Welfare Fraud			
Wire Fraud	2	1	-50.0
Identity Theft	78	54	-30.8
Hacking / Computer Invasion	2		-100.0
Motor Vehicle Theft	232	212	-8.6
Robbery	88	66	-25.0
Stolen Property Offenses	216	160	-25.9
Pocket-picking	3	2	-33.3
Purse-snatching	2	1	-50.0
Shoplifting	1,394	1,305	-6.4
Theft From Building	76	49	-35.3
Theft From Coin Machine		1	
Theft From Motor Vehicle	140	91	-35.5
Theft of Motor Vehicle Parts	10	4	-60.0
All Other Larceny/Theft	540	470	-13.0

*All Rape includes Rape, Sodomy, and Sexual Assault with an Object

Annual Comparison of Reported Arrests, 2024-2025
Continued

Number of Arrestees	2024	2025	Percent Change
Crimes Against Society			
Animal Cruelty	31	43	38.7%
Drug/Narcotic Violations	3,809	3,671	-3.6
Drug Equipment Violations	2,442	2,301	-5.8
Betting/Wagering			
Gambling Equipment Violations			
Operating/Promoting Gambling			
Sports Tampering			
Pornography/Obscene Material	52	52	
Prostitution		31	
Prostitution - Assisting/Promoting	1	2	100.0
Purchasing Prostitution		1	
Weapon Law Violations	169	143	-15.4
Group B Offenses			
Curfew/Loitering/Vagrancy	25	16	-36.0
Disorderly Conduct	978	1,114	13.9
Driving Under the Influence	4,614	4,618	0.1
Family Non-Violent	196	207	5.6
Liquor Law Violations	2,457	2,323	-5.5
Trespass	1,043	969	-7.1
All Other Offenses	6,558	6,324	-3.6
Total Arrests	30,165	29,043	-3.7

Juvenile and Adult Arrests, 2025

Number of Arrestees	Juvenile	Adult	Total
Crimes Against Persons			
Murder		14	14
Negligent Manslaughter	1	3	4
Kidnapping/Abduction	1	29	30
All Rape	3	45	48
Criminal Sexual Contact	18	46	64
Incest	1		1
Statutory Rape		13	13
Aggravated Assault	53	523	576
Simple Assault	474	1,818	2,292
Intimidation	72	446	518
Stalking	3	54	57
Commercial Sex Acts		2	2
Involuntary Servitude			
Crimes Against Property			
Arson	5	12	17
Bribery		2	2
Burglary	33	192	225
Counterfeiting/Forgery	2	115	117
Destruction/Damage/Vandalism	89	293	382
Embezzlement	1	28	29
Extortion/Blackmail		1	1
False Pretenses	6	400	406
Credit Card/ATM Fraud		10	10
Impersonation		4	4
Welfare Fraud			
Wire Fraud		1	1
Identity Theft		54	54
Hacking / Computer Invasion			
Motor Vehicle Theft	49	163	212
Robbery	15	51	66
Stolen Property Offenses	15	145	160
Pocket-picking		2	2
Purse-snatching		1	1
Shoplifting	103	1,202	1,305
Theft From Building	5	44	49
Theft From Coin Machine		1	1
Theft From Motor Vehicle	13	78	91
Theft of Motor Vehicle Parts		4	4
All Other Larceny/Theft	51	419	470

Juvenile and Adult Arrests, 2025
Continued

Number of Arrestees	Juvenile	Adult	Total
Crimes Against Society			
Animal Cruelty		43	43
Drug/Narcotic Violations	234	3,437	3,671
Drug Equipment Violations	84	2,217	2,301
Betting/Wagering			
Gambling Equipment Violations			
Operating/Promoting Gambling			
Sports Tampering			
Pornography/Obscene Material	7	45	52
Prostitution		31	31
Prostitution - Assisting/Promoting		2	2
Purchasing Prostitution		1	1
Weapon Law Violations	13	130	143
Group B Offenses			
Curfew/Loitering/Vagrancy	16		16
Disorderly Conduct	318	796	1,114
Driving Under the Influence	48	4,570	4,618
Family-Non Violent	78	129	207
Liquor Law Violations	376	1,947	2,323
Trespass	38	931	969
All Other Offenses	516	5,808	6,324
Total Arrests	2,741	26,302	29,043

Arrests by Gender, 2025

Number of Arrestees	Female	Male	Total
Crimes Against Persons			
Murder	2	12	14
Negligent Manslaughter	1	3	4
Kidnapping/Abduction	4	26	30
All Rape		48	48
Criminal Sexual Contact	3	61	64
Incest		1	1
Statutory Rape	1	12	13
Aggravated Assault	104	472	576
Simple Assault	898	1,394	2,292
Intimidation	73	445	518
Stalking	13	44	57
Commercial Sex Acts		2	2
Involuntary Servitude			
Crimes Against Property			
Arson	3	14	17
Bribery	1	1	2
Burglary	45	180	225
Counterfeiting/Forgery	27	90	117
Destruction/Damage/Vandalism	85	297	382
Embezzlement	14	15	29
Extortion/Blackmail		1	1
False Pretenses	127	279	406
Credit Card/ATM Fraud	1	9	10
Impersonation	1	3	4
Welfare Fraud			
Wire Fraud		1	1
Identity Theft	26	28	54
Hacking / Computer Invasion			
Motor Vehicle Theft	60	152	212
Robbery	14	52	66
Stolen Property Offenses	27	133	160
Pocket-picking	1	1	2
Purse-snatching		1	1
Shoplifting	576	729	1,305
Theft From Building	20	29	49
Theft From Coin Machine		1	1
Theft From Motor Vehicle	23	68	91
Theft of Motor Vehicle Parts	1	3	4
All Other Larceny/Theft	170	300	470

Arrests by Gender, 2025 Continued

Number of Arrestees	Female	Male	Total
Crimes Against Society			
Animal Cruelty	25	18	43
Drug/Narcotic Violations	1,209	2,462	3,671
Drug Equipment Violations	846	1,455	2,301
Betting/Wagering			
Gambling Equipment Violations			
Operating/Promoting Gambling			
Sports Tampering			
Pornography/Obscene Material	6	46	52
Prostitution	19	12	31
Prostitution - Assisting/Promoting		2	2
Purchasing Prostitution		1	1
Weapon Law Violations	8	135	143
Group B Offenses			
Curfew/Loitering/Vagrancy	11	5	16
Disorderly Conduct	321	793	1,114
Driving Under the Influence	1,083	3,535	4,618
Family Non-Violent	121	86	207
Liquor Law Violations	664	1,659	2,323
Trespass	289	680	969
All Other Offenses	1,940	4,384	6,324
Total Arrests	8,863	20,180	29,043

Arrests by Race, 2025

Number of Arrestees	White	Black or African American	Amer. Indian/ Alaskan Native	Asian	Native Hawaiian/ Pacific Islander	Unk	Total
Crimes Against Persons							
Murder	4	6	4				14
Negligent Manslaughter	4						4
Kidnapping/Abduction	17	5	8				30
All Rape	36	10	2				48
Criminal Sexual Contact	42	8	10			4	64
Incest		1					1
Statutory Rape	12		1				13
Aggravated Assault	355	102	98	3	2	16	576
Simple Assault	1,443	353	425	18	7	46	2,292
Intimidation	345	83	73	3	2	12	518
Stalking	40	12	2	1		2	57
Commercial Sex Acts	2						2
Involuntary Servitude							
Crimes Against Property							
Arson	13	1	3				17
Bribery	2						2
Burglary	159	27	36			3	225
Counterfeiting/Forgery	91	14	5	3		4	117
Destruction/Damage/Vandalism	262	48	64	1		7	382
Embezzlement	20	6	1			2	29
Extortion/Blackmail	1						1
False Pretenses	241	74	79	4	1	7	406
Credit Card/ATM Fraud	3	4	1	2			10
Impersonation	3	1					4
Welfare Fraud							
Wire Fraud	1						1
Identity Theft	25	15	13	1			54
Hacking / Computer Invasion							
Motor Vehicle Theft	123	29	53	2		5	212
Robbery	26	27	13				66
Stolen Property Offenses	101	20	37			2	160
Pocket-picking	1		1				2
Purse-snatching	1						1
Shoplifting	888	152	236	16	3	10	1,305
Theft From Building	32	11	6				49
Theft From Coin Machine	1						1

Arrests by Race, 2025
Continued

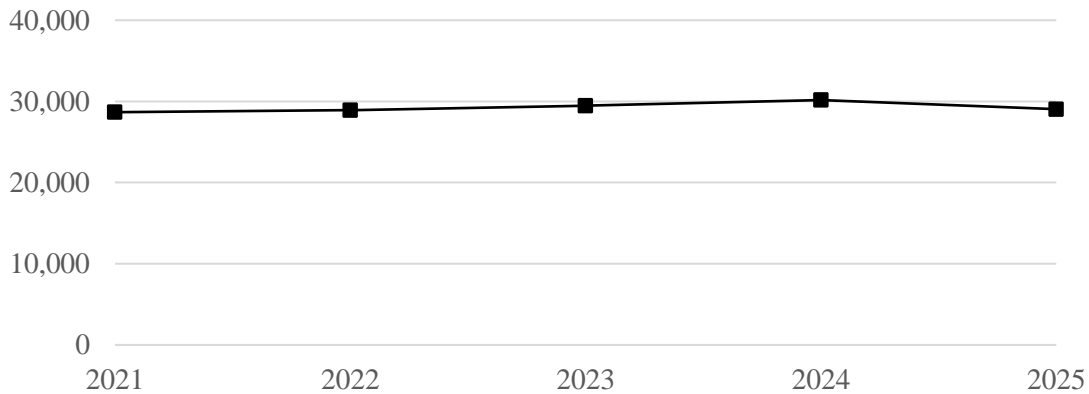
Number of Arrestees	White	Black or African American	Amer. Indian/ Alaskan Native	Asian	Native Hawaiian/ Pacific Islander	Unk	Total
Crimes Against Property – cont.							
Theft From Motor Vehicle	60	10	18	2		1	91
Theft of Motor Vehicle Parts	3		1				4
All Other Larceny/Theft	303	54	96	3	2	12	470
Crimes Against Society							
Animal Cruelty	25	9	7	2			43
Drug/Narcotic Violations	2,332	506	698	24	13	98	3,671
Drug Equipment Violations	1,456	228	559	11	4	43	2,301
Betting/Wagering							
Gambling Equipment Violations							
Operating/Promoting Gambling							
Sports Tampering							
Pornography/Obscene Material	43	5	2			2	52
Prostitution	20	3		7		1	31
Prostitution - Assisting/Promoting		1		1			2
Purchasing Prostitution	1						1
Weapon Law Violations	98	29	15			1	143
Group B Offenses							
Curfew/Loitering/Vagrancy	13		3				16
Disorderly Conduct	712	124	253	6	2	17	1,114
Driving Under the Influence	3,640	327	415	34	16	186	4,618
Family Non-Violent	133	35	31			8	207
Liquor Law Violations	1,567	171	516	11	1	57	2,323
Trespass	522	149	279	11		8	969
All Other Offenses	4,286	713	1,115	53	18	139	6,324
Total Arrests	19,508	3,373	5,179	219	71	693	29,043

Arrests 2021-2025

Arrest Summary, 2021-2025

Year	Population	Arrest Total	% Change from Previous Year	Rate per 100,000 Pop.
2021	774,948	28,672	-2.5%	3699.9
2022	779,261	28,915	0.9	3710.6
2023	783,926	29,467	1.9	3759.0
2024	796,568	30,165	2.4	3786.8
2025	799,358	29,043	-3.7	3633.3

Arrest Totals, 2021-2025



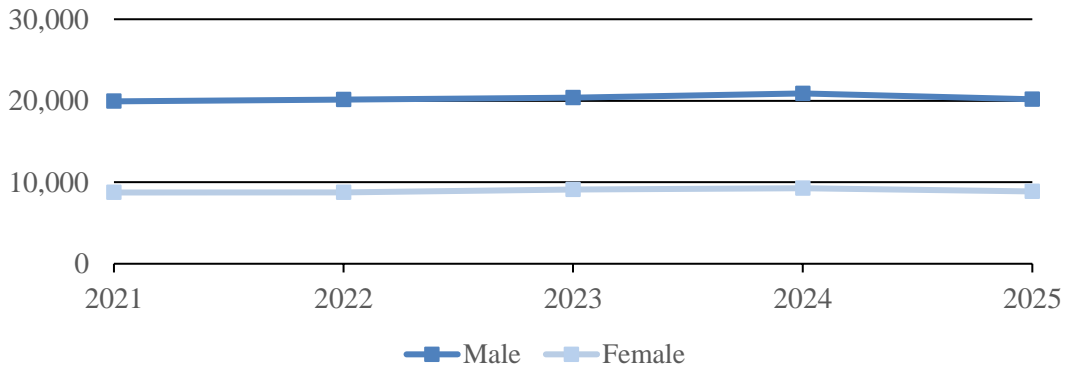
Arrests By Age Group, 2021-2025

Age Group	2021	2022	2023	2024	2025
Under 10	4	11	6	7	6
10 - 17	4,053	4,235	3,804	2,851	2,735
18 - 24	5,957	5,771	5,926	6,176	5,812
25 - 34	8,628	8,471	8,426	8,603	7,664
35 - 44	5,767	6,047	6,472	7,271	7,224
45 - 54	2,571	2,595	2,930	3,202	3,248
55 - 64	1,352	1,406	1,468	1,584	1,775
65 and over	340	378	435	471	579

Arrests By Gender, 2021-2025

Year	Male	% of Total	Female	% of Total	Total
2021	19,928	69.5%	8,744	30.5%	28,672
2022	20,159	69.7	8,756	30.3	28,915
2023	20,371	69.1	9,096	30.9	29,467
2024	20,898	69.3	9,267	30.7	30,165
2025	20,180	69.5	8,863	30.5	29,043

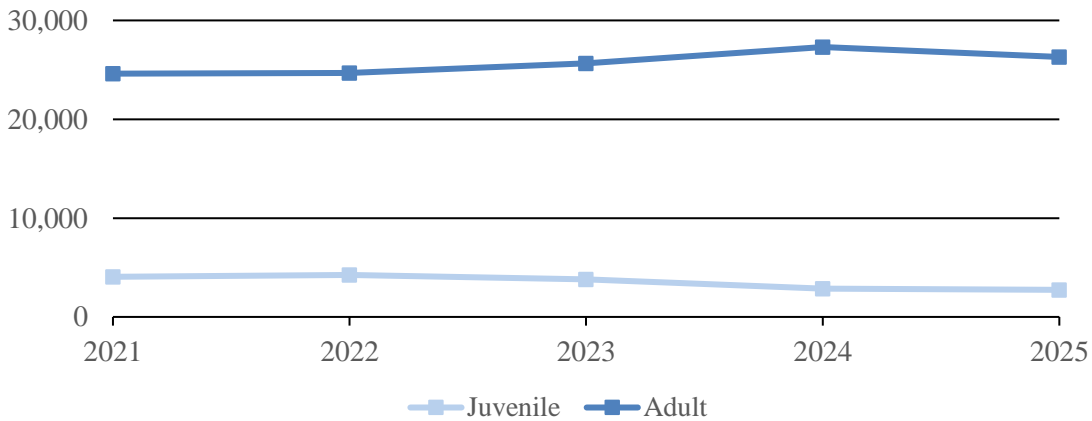
Arrests By Gender, 2021-2025



Arrests By Age Category, 2021-2025

Year	Juvenile	% of Total	Adult	% of Total	Total
2021	4,057	14.1%	24,615	85.9%	28,672
2022	4,246	14.7	24,669	85.3	28,915
2023	3,810	12.9	25,657	87.1	29,467
2024	2,858	9.5	27,307	90.5	30,165
2025	2,741	9.4	26,302	90.6	29,043

Arrests By Age Category, 2021-2025



Arrests by Offense, 2021-2025

Number of Arrestees	2021	2022	2023	2024	2025
Crimes Against Persons					
Murder	15	19	22	16	14
Negligent Manslaughter	4	7	7	3	4
Kidnapping/Abduction	24	29	30	24	30
Rape	51	42	61	43	48
Criminal Sexual Contact	66	70	66	61	64
Incest		2		1	1
Statutory Rape	21	27	11	20	13
Aggravated Assault	638	680	718	645	576
Simple Assault	2,439	2,530	2,595	2,282	2,292
Intimidation	507	523	569	529	518
Stalking	49	47	68	57	57
Commercial Sex Acts				1	2
Involuntary Servitude					
Crimes Against Property					
Arson	34	38	10	14	17
Bribery		2	2	1	2
Burglary	323	357	337	275	225
Counterfeiting/Forgery	109	115	118	114	117
Destruction/Damage/Vandalism	513	485	489	446	382
Embezzlement	28	34	25	29	29
Extortion/Blackmail	1	5	3		1
False Pretenses	412	410	445	424	406
Credit Card/ATM Fraud	11	15	11	7	10
Impersonation	41	37	30	15	4
Welfare Fraud	1				
Wire Fraud	2	2	1	2	1
Identity Theft	80	70	67	78	54
Hacking / Computer Invasion	1			2	
Motor Vehicle Theft	226	278	262	232	212
Robbery	54	81	99	88	66
Stolen Property Offenses	344	272	243	216	160
Pocket-picking	5	3	7	3	2
Purse-snatching	1		1	2	1
Shoplifting	1,047	1,392	1,530	1,394	1,305
Theft From Building	66	99	71	76	49
Theft From Coin Machine	1	2	5		1
Theft From Motor Vehicle	154	156	127	140	91
Theft of Motor Vehicle Parts	7	3	10	10	4
All Other Larceny/Theft	618	740	612	540	470

Arrests by Offense, 2021-2025
Continued

Number of Arrestees	2021	2022	2023	2024	2025
Crimes Against Society					
Animal Cruelty	23	27	23	31	43
Drug/Narcotic Violations	4,201	3,721	3,928	3,809	3,671
Drug Equipment Violations	2,200	2,259	2,537	2,442	2,301
Betting/Wagering					
Gambling Equipment Violations			2		
Operating/Promoting Gambling	2				
Sports Tampering					
Pornography/Obscene Material	45	63	39	52	52
Prostitution	2	1			31
Prostitution - Assisting/Promoting	1	2		1	2
Purchasing Prostitution	3		1		1
Weapon Law Violations	251	253	228	169	143
Group B Offenses					
Bad Checks*	13				
Curfew/Loitering/Vagrancy	79	103	29	25	16
Disorderly Conduct	1,312	1,275	1,053	978	1,114
Driving Under the Influence	4,040	4,215	4,329	4,614	4,618
Family Non-Violent	332	314	250	196	207
Liquor Law Violations	2,088	2,187	2,225	2,457	2,323
Peeping Tom*	2				
Trespass	910	839	895	1,043	969
All Other Offenses	5,275	5,084	5,276	6,558	6,324
Total Arrests	28,672	28,915	29,467	30,165	29,043

*Offenses no longer reported as of 2022.

Juvenile Arrests by Offense, 2021-2025

Number of Arrestees	2021	2022	2023	2024	2025
Crimes Against Persons					
Murder		1	6	1	
Negligent Manslaughter	1				1
Kidnapping/Abduction	1		2	1	1
Rape	14	12	13	6	3
Criminal Sexual Contact	22	24	19	14	18
Incest					1
Statutory Rape	2	4	2		
Aggravated Assault	52	66	65	68	53
Simple Assault	502	613	650	427	474
Intimidation	122	91	105	84	72
Stalking	2	9	8	7	3
Commercial Sex Acts					
Involuntary Servitude					
Crimes Against Property					
Arson	4	10	2	5	5
Bribery					
Burglary	42	48	52	25	33
Counterfeiting/Forgery		7	2	2	2
Destruction/Damage/Vandalism	194	162	159	118	89
Embezzlement	1	10	2		1
Extortion/Blackmail	1				
False Pretenses	13	15	27	10	6
Credit Card/ATM Fraud	2	2	1	1	
Impersonation	5	1	2	1	
Welfare Fraud					
Wire Fraud					
Identity Theft	6	3	5		
Hacking / Computer Invasion					
Motor Vehicle Theft	51	68	47	57	49
Robbery	2	17	29	8	15
Stolen Property Offenses	36	29	20	16	15
Pocket-picking			4		
Purse-snatching			1		
Shoplifting	145	229	351	152	103
Theft From Building	14	22	9	11	5
Theft From Coin Machine			1		
Theft From Motor Vehicle	28	27	31	28	13
Theft of Motor Vehicle Parts	1	1	1	1	
All Other Larceny/Theft	113	148	86	44	51

Juvenile Arrests by Offense, 2021-2025
Continued

Number of Arrestees	2021	2022	2023	2024	2025
Crimes Against Society					
Animal Cruelty	1	2		1	
Drug/Narcotic Violations	453	458	385	254	234
Drug Equipment Violations	140	186	180	110	84
Betting/Wagering					
Gambling Equipment Violations					
Operating/Promoting Gambling					
Sports Tampering					
Pornography/Obscene Material	24	28	11	8	7
Prostitution					
Prostitution - Assisting/Promoting		1			
Purchasing Prostitution					
Weapon Law Violations	16	25	24	16	13
Group B Offenses					
Bad Checks*					
Curfew/Loitering/Vagrancy	79	103	29	25	16
Disorderly Conduct	654	608	376	258	318
Driving Under the Influence	32	38	43	50	48
Family-Non Violent	211	191	135	66	78
Liquor Law Violations	334	321	368	397	376
Peeping Tom*	1				
Trespass	61	46	60	49	38
All Other Offenses	675	620	497	537	516
Total Arrests	4,057	4,246	3,810	2,858	2,741

*Offenses no longer reported as of 2022.

Juvenile Arrests
By Gender, 2021-2025

Year	Male	% of Total	Female	% of Total	Total
2021	2,478	61.7%	1,579	38.9%	4,057
2022	2,679	63.1	1,567	36.9	4,246
2023	2,289	60.1	1,521	39.9	3,810
2024	1,725	60.4	1,133	39.6	2,858
2025	1,635	59.6	1,106	40.4	2,741

Adult Arrests by Offense, 2021-2025

Number of Arrestees	2021	2022	2023	2024	2025
Crimes Against Persons					
Murder	15	18	16	15	14
Negligent Manslaughter	3	7	7	3	3
Kidnapping/Abduction	23	29	28	23	29
Rape	37	30	48	37	45
Criminal Sexual Contact	44	46	47	47	46
Incest		2		1	
Statutory Rape	19	23	9	20	13
Aggravated Assault	586	614	653	577	523
Simple Assault	1,937	1,917	1,945	1,855	1,818
Intimidation	385	432	464	445	446
Stalking	47	38	60	50	54
Commercial Sex Acts				1	2
Involuntary Servitude					
Crimes Against Property					
Arson	30	28	8	9	12
Bribery		2	2	1	2
Burglary	281	309	285	250	192
Counterfeiting/Forgery	109	108	116	112	115
Destruction/Damage/Vandalism	319	323	330	328	293
Embezzlement	27	24	23	29	28
Extortion/Blackmail		5	3		1
False Pretenses	399	395	418	414	400
Credit Card/ATM Fraud	9	13	10	6	10
Impersonation	36	36	28	14	4
Welfare Fraud	1				
Wire Fraud	2	2	1	2	1
Identity Theft	74	67	62	78	54
Hacking/Computer Invasion	1			2	
Motor Vehicle Theft	175	210	215	175	163
Robbery	52	64	70	80	51
Stolen Property Offenses	308	243	223	200	145
Pocket-picking	5	3	3	3	2
Purse-snatching	1			2	1
Shoplifting	902	1,163	1,179	1,242	1,202
Theft From Building	52	77	62	65	44
Theft From Coin Machine	1	2	4		1
Theft From Motor Vehicle	126	129	96	112	78
Theft of Motor Vehicle Parts	6	2	9	9	4
All Other Larceny/Theft	505	592	526	496	419

Adult Arrests by Offense, 2021-2025
Continued

Number of Arrestees	2021	2022	2023	2024	2025
Crimes Against Society					
Animal Cruelty	22	25	23	30	43
Drug/Narcotic Violations	3,748	3,263	3,543	3,555	3,437
Drug Equipment Violations	2,060	2,073	2,357	2,332	2,217
Betting/Wagering					
Gambling Equipment Violations			2		
Operating/Promoting Gambling	2				
Sports Tampering					
Pornography/Obscene Material	21	35	28	44	45
Prostitution	2	1			31
Prostitution - Assisting/Promoting	1	1		1	2
Purchasing Prostitution	3		1		1
Weapon Law Violations	235	228	204	153	130
Group B Offenses					
Bad Checks*	13				
Curfew/Loitering/Vagrancy					
Disorderly Conduct	658	667	677	720	796
Driving Under the Influence	4,008	4,177	4,286	4,564	4,570
Family-Non Violent	121	123	115	130	129
Liquor Law Violations	1,754	1,866	1,857	2,060	1,947
Peeping Tom*	1				
Trespass	849	793	835	994	931
All Other Offenses	4,600	4,464	4,779	6,021	5,808
Total Arrests	24,615	24,669	25,657	27,307	26,302

*Offenses no longer reported as of 2022.

Adult Arrests
By Gender, 2021-2025

Year	Male	% of Total	Female	% of Total	Total
2021	17,450	70.9%	7,165	29.1%	24,615
2022	17,480	70.9	7,189	29.1	24,669
2023	18,082	70.5	7,575	29.5	25,657
2024	19,173	70.2	8,134	29.8	27,307
2025	18,545	70.5	7,757	29.5	26,302

Drug/Narcotics Violation Analysis

There were 5,552 Drug/Narcotic Violations offenses in 2025. This is a decrease of 1.1 percent from a total of 5,616 offenses in 2024.

Marijuana accounted for over 46 percent of the drug types seized in 2025 Drug/Narcotic Violations.

Drug/Narcotic Violations arrests decreased by 3.6 percent from a total of 3,809 in 2024 to 3,671 in 2025. The arrest totals shown should not be interpreted as the number of individuals arrested for drug offenses because it is possible that some individuals may have been arrested on more than one occasion for this offense.

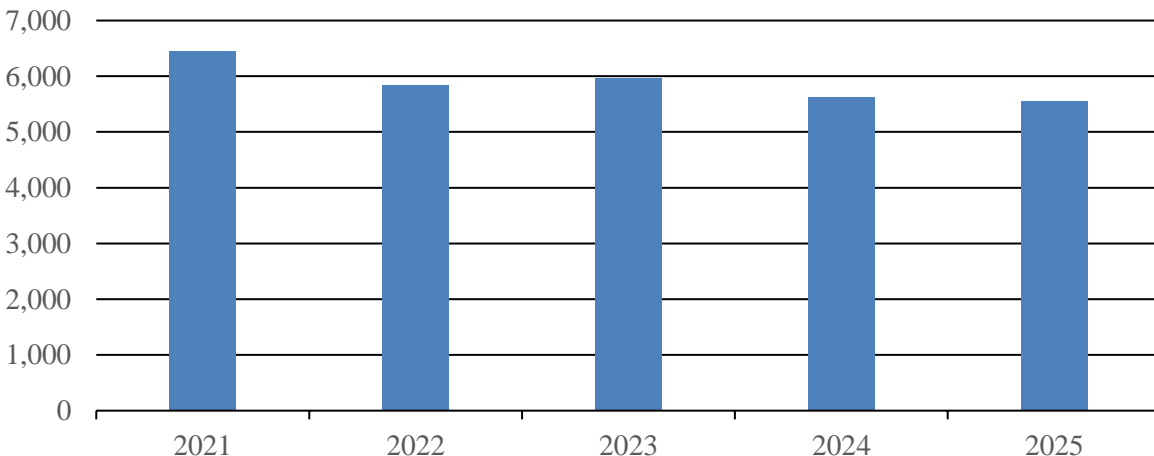
More than 67 percent of drug arrests in 2025 were arrests of males.

Juveniles (persons under the age of 18) comprised 6.4 percent of the drug arrests in 2025.

Drug/Narcotic Violations Offense Totals, 2021-2025

Year	Total	% Change from Previous Year
2021	6,451	5.8%
2022	5,844	-9.4
2023	5,975	2.2
2024	5,616	-6.0
2025	5,552	-1.1

Drug/Narcotic Violations Offense Totals, 2021-2025



**Drug Types Seized in
Drug/Narcotic Violations*
2021-2025**

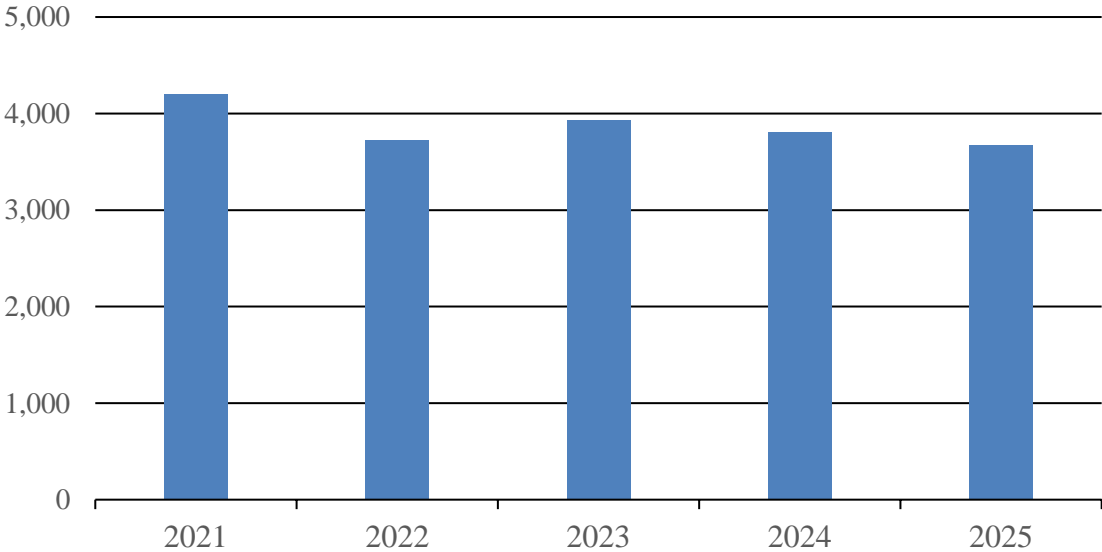
Drug Type	2021	2022	2023	2024	2025
Hashish	198	116	82	113	228
Marijuana	3,463	3,206	3,202	2,933	3,028
Crack Cocaine	15	31	14	18	23
Cocaine	99	123	129	179	226
Heroin	296	93	56	40	25
Morphine	11	2	8	8	4
Opium	85	118	120	85	42
Other Narcotics	291	347	476	477	329
Barbiturates	16	10	3	7	4
Other Depressants	149	128	143	139	127
Amphetamines/Methamphetamines	2,410	1,880	1,924	1,931	1,905
Other Stimulants	60	44	53	41	33
LSD	29	13	9	9	6
PCP	1	1	2	2	
Other Hallucinogens	124	53	107	105	106
Other Drugs	345	473	441	328	293
Unknown Type Drug	180	129	72	78	86

* Up to 3 drug types may be selected for each incident.

**Arrests for Drug/Narcotic Violations Offense
2021-2025**

2021	4,201	-1.4%
2022	3,721	-11.4
2023	3,928	5.6
2024	3,809	-3.0
2025	3,671	-3.6

**Arrests for Drug/Narcotic Violations Offense
2021-2025**



**Drug/Narcotic Violations Arrests
By Gender, 2021-2025**

Year	Male	% of Total	Female	% of Total	Total
2021	2,890	68.8%	1,311	31.2%	4,201
2022	2,496	67.1	1,225	32.9	3,721
2023	2,648	67.4	1,280	32.6	3,928
2024	2,523	66.2	1,286	33.8	3,809
2025	2,462	67.1	1,209	32.9	3,671

**Drug/Narcotic Violations Arrests
By Age Category, 2021-2025**

Year	Juvenile	% of Total	Adult	% of Total	Total
2021	453	10.8%	3,748	89.2%	4,201
2022	458	12.3	3,263	87.7	3,721
2023	385	9.8	3,543	90.2	3,928
2024	254	6.7	3,555	93.3	3,809
2025	234	6.4	3,437	93.6	3,671

**Drug/Narcotic Violations Arrests
By Age Group, 2021-2025**

Age Group	2021	2022	2023	2024	2025
10 - 17	453	458	385	254	234
18 - 24	965	789	834	780	745
25 - 34	1,369	1,148	1,173	1,138	1,023
35 - 44	861	791	918	962	954
45 - 54	353	341	400	421	429
55 - 64	167	160	183	209	225
65 and over	33	34	35	44	61

DUI Analysis

Reported DUI arrests increased 0.1 percent from 4,614 in 2024 to 4,618 in 2025. The arrest totals should not be interpreted as the number of individuals arrested for DUI offenses because it is possible that some individuals may have been arrested on more than one occasion.

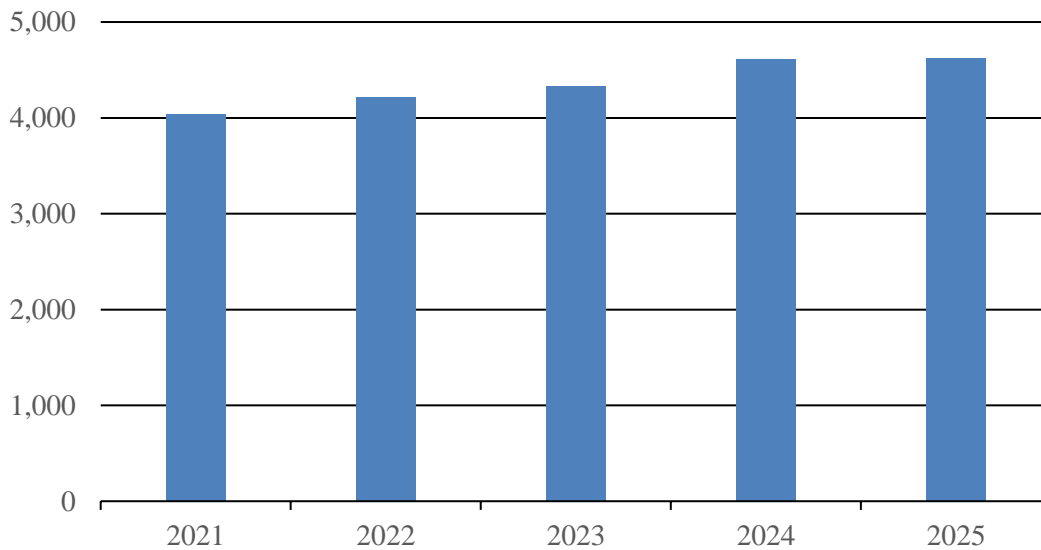
Over 76 percent of the DUI arrests in 2025 were arrests of males.

Juveniles (persons under the age of 18) made up 1 percent of the total DUI arrests in 2025.

DUI Arrests, 2021-2025

Year	DUI Arrests Reported	% Change from Previous Year
2021	4,040	-3.2%
2022	4,215	4.3
2023	4,329	2.7
2024	4,614	6.6
2025	4,618	0.1

DUI Arrests, 2021-2025



**DUI Arrests
By Gender, 2021-2025**

Year	Male	% of Total	Female	% of Total	Total
2021	3,047	75.4%	993	24.6%	4,040
2022	3,202	76.0	1,013	24.0	4,215
2023	3,267	75.5	1,062	24.5	4,329
2024	3,505	76.0	1,109	24.0	4,614
2025	3,535	76.5	1,083	23.5	4,618

**DUI Arrests
By Age Category, 2021-2025**

Year	Juvenile	% of Total	Adult	% of Total	Total
2021	32	0.8%	4,008	99.2%	4,040
2022	38	0.9	4,177	99.1	4,215
2023	43	1.0	4,286	99.0	4,329
2024	50	1.1	4,564	98.9	4,614
2025	48	1.0	4,570	99.0	4,618

**DUI Arrests
By Age Group, 2021-2025**

Age Group	2021	2022	2023	2024	2025
10 - 17	32	38	43	50	48
18 - 24	861	832	809	971	950
25 - 34	1,277	1,375	1,418	1,343	1,336
35 - 44	943	1,001	1,024	1,176	1,131
45 - 54	503	521	572	562	591
55 - 64	314	340	330	362	396
65 and over	110	108	133	150	166

REPORTING SHERIFF'S OFFICES

Adams County Sheriff's Office – 2025

2025 Population Estimate		2,126		Offenses (*)		Arrests (**)		
Offense Overview				Group A Offenses	Reported	Cleared	Adult	Juvenile
Offense Total	18			Crimes Against Persons (***)				
Number Cleared	11			Murder and Nonnegligent Manslaughter	0	0	0	0
Percent Cleared	61.11%			Negligent Manslaughter	0	0	0	0
Group A Crimes per 100,000 population	846.7			Aggravated Assault	0	0	0	0
				Simple Assault	3	3	3	0
				Intimidation	2	1	0	0
				Stalking	0	0	0	0
				All Rape	0	0	0	0
				Criminal Sexual Contact	0	0	0	0
				Incest	0	0	0	0
				Statutory Rape	0	0	0	0
				Commercial Sex Acts	0	0	0	0
				Involuntary Servitude	0	0	0	0
				Kidnapping/Abduction	0	0	0	0
				Crimes Against Property				
				Arson	0	0	0	0
				Bribery	0	0	0	0
				Burglary/Breaking & Entering	1	1	1	0
				Counterfeiting/Forgery	0	0	0	0
				Destruction/Damage/Vandalism of Property	2	1	0	0
				Embezzlement	0	0	0	0
				Extortion/Blackmail	0	0	0	0
				False Pretenses/Swindle/Confidence Game	1	1	1	0
				Credit Card/Automated Teller Machine Fraud	0	0	0	0
				Impersonation	0	0	0	0
				Welfare Fraud	0	0	0	0
				Wire Fraud	0	0	0	0
				Identity Theft	1	0	0	0
				Hacking/Computer Invasion	0	0	0	0
				Robbery	0	0	0	0
				Pocket-picking	0	0	0	0
				Purse-snatching	0	0	0	0
				Shoplifting	0	0	0	0
				Theft From Building	1	0	0	0
				Theft From Coin Operated Machine or Device	0	0	0	0
				Theft From Motor Vehicle	0	0	0	0
				Theft of Motor Vehicle Parts/Accessories	0	0	0	0
				All Other Larceny	1	0	0	0
				Motor Vehicle Theft	1	0	0	0
				Stolen Property Offenses	0	0	0	0
				Crimes Against Society				
				Drug/Narcotic Violations	2	2	2	0
				Drug Equipment Violations	2	1	1	0
				Betting/Wagering	0	0	0	0
				Operating/Promoting/Assisting Gambling	0	0	0	0
				Gambling Equipment Violations	0	0	0	0
				Sports Tampering	0	0	0	0
				Pornography/Obscene Material	0	0	0	0
				Prostitution	0	0	0	0
				Assisting or Promoting Prostitution	0	0	0	0
				Purchasing Prostitution	0	0	0	0
				Weapon Law Violations	1	1	1	0
				Animal Cruelty	0	0	0	0
				Total Group A Offenses	18	11	9	0

Domestic Incident Victims			
Offense	Reported	Cleared	
Murder and Nonnegligent Manslaughter	0	0	
Aggravated Assault	0	0	
Simple Assault	3	3	
Intimidation	1	0	
Stalking	0	0	
All Rape	0	0	
Criminal Sexual Contact	0	0	
Incest	0	0	
Statutory Rape	0	0	
Kidnapping/Abduction	0	0	
Total	4	3	

Group B Arrests			
Offense	Adult	Juvenile	
Curfew/Loitering/Vagrancy Violations	0	0	
Disorderly Conduct	0	0	
Driving Under the Influence	9	0	
Family Offenses (Nonviolent)	0	0	
Liquor Law Violations	1	0	
Trespass of Real Property	0	0	
All Other Offenses	0	0	
Total Group B	10	0	

(*) Offenses are counted using the FBI Units of Count for Crime
(**) The 'Arrests' column shows arrests made for incidents during the selected period, regardless of arrest date. Arrest counts for the same period may change over time.
(***) Negligent Manslaughter now includes the killing of another person associated with driving under the influence, distracted driving (using a cell or smartphone), and reckless driving fatalities.

Barnes County Sheriff's Office – 2025

2025 Population Estimate		4,183		Offenses (*)		Arrests (**)		
				Reported	Cleared	Adult	Juvenile	
Offense Overview				Group A Offenses				
Offense Total	68			Crimes Against Persons (***)				
Number Cleared	40			Murder and Nonnegligent Manslaughter	0	0	0	0
Percent Cleared	58.82%			Negligent Manslaughter	0	0	0	0
Group A Crimes per 100,000 population	1,625.6			Aggravated Assault	1	1	1	0
				Simple Assault	15	8	4	0
				Intimidation	3	2	2	0
				Stalking	1	0	0	0
				All Rape	1	0	0	0
				Criminal Sexual Contact	3	3	0	0
				Incest	0	0	0	0
				Statutory Rape	0	0	0	0
				Commercial Sex Acts	0	0	0	0
				Involuntary Servitude	0	0	0	0
				Kidnapping/Abduction	1	1	0	0
				Crimes Against Property				
				Arson	0	0	0	0
				Bribery	0	0	0	0
				Burglary/Breaking & Entering	5	0	0	0
				Counterfeiting/Forgery	0	0	0	0
				Destruction/Damage/Vandalism of Property	2	1	0	0
				Embezzlement	0	0	0	0
				Extortion/Blackmail	0	0	0	0
				False Pretenses/Swindle/Confidence Game	2	0	0	0
				Credit Card/Automated Teller Machine Fraud	0	0	0	0
				Impersonation	0	0	0	0
				Welfare Fraud	0	0	0	0
				Wire Fraud	1	0	0	0
				Identity Theft	0	0	0	0
				Hacking/Computer Invasion	0	0	0	0
				Robbery	0	0	0	0
				Pocket-picking	0	0	0	0
				Purse-snatching	0	0	0	0
				Shoplifting	0	0	0	0
				Theft From Building	2	0	0	0
				Theft From Coin Operated Machine or Device	0	0	0	0
				Theft From Motor Vehicle	1	0	0	0
				Theft of Motor Vehicle Parts/Accessories	1	1	0	0
				All Other Larceny	1	0	0	0
				Motor Vehicle Theft	0	0	0	0
				Stolen Property Offenses	0	0	0	0
				Crimes Against Society				
				Drug/Narcotic Violations	14	11	10	0
				Drug Equipment Violations	13	11	2	0
				Betting/Wagering	0	0	0	0
				Operating/Promoting/Assisting Gambling	0	0	0	0
				Gambling Equipment Violations	0	0	0	0
				Sports Tampering	0	0	0	0
				Pornography/Obscene Material	0	0	0	0
				Prostitution	0	0	0	0
				Assisting or Promoting Prostitution	0	0	0	0
				Purchasing Prostitution	0	0	0	0
				Weapon Law Violations	1	1	0	0
				Animal Cruelty	0	0	0	0
				Total Group A Offenses	68	40	19	0
Arrest Overview				Group B Arrests				
Total Arrests	57			Offense	Adult	Juvenile		
Adult Arrests	57			Curfew/Loitering/Vagrancy Violations	0	0		
Juvenile Arrests	0			Disorderly Conduct	2	0		
Unknown Age	0			Driving Under the Influence	8	0		
Arrests per 100,000 population	1,362.7			Family Offenses (Nonviolent)	0	0		
				Liquor Law Violations	6	0		
				Trespass of Real Property	1	0		
				All Other Offenses	21	0		
				Total Group B	38	0		
				Average number offenses/incident 1.45				
Domestic Incident Victims				Domestic Incident Victims				
Offense	Reported	Cleared		Offense	Reported	Cleared		
Murder and Nonnegligent Manslaughter	0	0		Murder and Nonnegligent Manslaughter	0	0		
Aggravated Assault	1	1		Aggravated Assault	1	1		
Simple Assault	10	5		Simple Assault	10	5		
Intimidation	0	0		Intimidation	0	0		
Stalking	0	0		Stalking	0	0		
All Rape	1	0		All Rape	1	0		
Criminal Sexual Contact	0	0		Criminal Sexual Contact	0	0		
Incest	0	0		Incest	0	0		
Statutory Rape	0	0		Statutory Rape	0	0		
Kidnapping/Abduction	0	0		Kidnapping/Abduction	0	0		
Total	12	6		Total	12	6		

(*) Offenses are counted using the FBI Units of Count for Crime
(**) The 'Arrests' column shows arrests made for incidents during the selected period, regardless of arrest date. Arrest counts for the same period may change over time.
(***) Negligent Manslaughter now includes the killing of another person associated with driving under the influence, distracted driving (using a cell or smartphone), and reckless driving fatalities.

Benson County Sheriff's Office – 2025

2025 Population Estimate		5,698		Offenses (*)		Arrests (**)		
Offense Overview				Group A Offenses	Reported	Cleared	Adult	Juvenile
Offense Total		1		Crimes Against Persons (***)				
Number Cleared		0		Murder and Nonnegligent Manslaughter	0	0	0	0
Percent Cleared		0.00%		Negligent Manslaughter	0	0	0	0
Group A Crimes per 100,000 population		17.6		Aggravated Assault	0	0	0	0
				Simple Assault	0	0	0	0
				Intimidation	0	0	0	0
				Stalking	0	0	0	0
				All Rape	0	0	0	0
				Criminal Sexual Contact	0	0	0	0
				Incest	0	0	0	0
				Statutory Rape	0	0	0	0
				Commercial Sex Acts	0	0	0	0
				Involuntary Servitude	0	0	0	0
				Kidnapping/Abduction	0	0	0	0
				Crimes Against Property				
				Arson	0	0	0	0
				Bribery	0	0	0	0
				Burglary/Breaking & Entering	0	0	0	0
				Counterfeiting/Forgery	0	0	0	0
				Destruction/Damage/Vandalism of Property	0	0	0	0
				Embezzlement	0	0	0	0
				Extortion/Blackmail	0	0	0	0
				False Pretenses/Swindle/Confidence Game	0	0	0	0
				Credit Card/Automated Teller Machine Fraud	0	0	0	0
				Impersonation	0	0	0	0
				Welfare Fraud	0	0	0	0
				Wire Fraud	0	0	0	0
				Identity Theft	0	0	0	0
				Hacking/Computer Invasion	0	0	0	0
				Robbery	0	0	0	0
				Pocket-picking	0	0	0	0
				Purse-snatching	0	0	0	0
				Shoplifting	0	0	0	0
				Theft From Building	0	0	0	0
				Theft From Coin Operated Machine or Device	0	0	0	0
				Theft From Motor Vehicle	0	0	0	0
				Theft of Motor Vehicle Parts/Accessories	0	0	0	0
				All Other Larceny	0	0	0	0
				Motor Vehicle Theft	0	0	0	0
				Stolen Property Offenses	0	0	0	0
				Crimes Against Society				
				Drug/Narcotic Violations	1	0	0	0
				Drug Equipment Violations	0	0	0	0
				Betting/Wagering	0	0	0	0
				Operating/Promoting/Assisting Gambling	0	0	0	0
				Gambling Equipment Violations	0	0	0	0
				Sports Tampering	0	0	0	0
				Pornography/Obscene Material	0	0	0	0
				Prostitution	0	0	0	0
				Assisting or Promoting Prostitution	0	0	0	0
				Purchasing Prostitution	0	0	0	0
				Weapon Law Violations	0	0	0	0
				Animal Cruelty	0	0	0	0
				Total Group A Offenses	1	0	0	0

Arrest Overview		5,698	
Offense	Reported	Cleared	
Total Arrests	4		
Adult Arrests	4		
Juvenile Arrests	0		
Unknown Age	0		
Arrests per 100,000 population	70.2		
Average number offenses/incident	1.00		

Domestic Incident Victims			
Offense	Reported	Cleared	
Murder and Nonnegligent Manslaughter	0	0	
Aggravated Assault	0	0	
Simple Assault	0	0	
Intimidation	0	0	
Stalking	0	0	
All Rape	0	0	
Criminal Sexual Contact	0	0	
Incest	0	0	
Statutory Rape	0	0	
Kidnapping/Abduction	0	0	
Total	0	0	

Group B Arrests			
Offense	Adult	Juvenile	
Curfew/Loitering/Vagrancy Violations	0	0	
Disorderly Conduct	0	0	
Driving Under the Influence	0	0	
Family Offenses (Nonviolent)	0	0	
Liquor Law Violations	0	0	
Trespass of Real Property	0	0	
All Other Offenses	4	0	
Total Group B	4	0	

(*) Offenses are counted using the FBI Units of Count for Crime
(**) The 'Arrests' column shows arrests made for incidents during the selected period, regardless of arrest date. Arrest counts for the same period may change over time.
(***) Negligent Manslaughter now includes the killing of another person associated with driving under the influence, distracted driving (using a cell or smartphone), and reckless driving fatalities.

Billings County Sheriff's Office – 2025

2025 Population Estimate		922		Offenses (**)		Arrests (**)		
				Reported	Cleared	Adult	Juvenile	
Offense Overview								
Offense Total		10						
Number Cleared		2						
Percent Cleared		20.00%						
Group A Crimes per 100,000 population		1,084.6						
Arrest Overview								
Total Arrests		5						
Adult Arrests		5						
Juvenile Arrests		0						
Unknown Age		0						
Arrests per 100,000 population		542.3						
Average number offenses/incident		1.25						
Domestic Incident Victims								
Offense	Reported	Cleared						
Murder and Nonnegligent Manslaughter	0	0						
Aggravated Assault	0	0						
Simple Assault	1	1						
Intimidation	0	0						
Stalking	0	0						
All Rape	0	0						
Criminal Sexual Contact	0	0						
Incest	0	0						
Statutory Rape	0	0						
Kidnapping/Abduction	0	0						
Total	1	1						
Group B Arrests								
Offense	Adult	Juvenile						
Curfew/Loitering/Vagrancy Violations	0	0						
Disorderly Conduct	0	0						
Driving Under the Influence	1	0						
Family Offenses (Nonviolent)	0	0						
Liquor Law Violations	0	0						
Trespass of Real Property	0	0						
All Other Offenses	0	0						
Total Group B	1	0						
				Crimes Against Persons (***)				
				Murder and Nonnegligent Manslaughter	0	0	0	0
				Negligent Manslaughter	0	0	0	0
				Aggravated Assault	0	0	0	0
				Simple Assault	1	1	1	0
				Intimidation	0	0	0	0
				Stalking	1	0	0	0
				All Rape	0	0	0	0
				Criminal Sexual Contact	0	0	0	0
				Incest	0	0	0	0
				Statutory Rape	0	0	0	0
				Commercial Sex Acts	0	0	0	0
				Involuntary Servitude	0	0	0	0
				Kidnapping/Abduction	0	0	0	0
				Crimes Against Property				
				Arson	1	0	0	0
				Bribery	0	0	0	0
				Burglary/Breaking & Entering	1	0	0	0
				Counterfeiting/Forgery	1	0	0	0
				Destruction/Damage/Vandalism of Property	3	0	0	0
				Embezzlement	0	0	0	0
				Extortion/Blackmail	0	0	0	0
				False Pretenses/Swindle/Confidence Game	0	0	0	0
				Credit Card/Automated Teller Machine Fraud	0	0	0	0
				Impersonation	0	0	0	0
				Welfare Fraud	0	0	0	0
				Wire Fraud	0	0	0	0
				Identity Theft	0	0	0	0
				Hacking/Computer Invasion	0	0	0	0
				Robbery	0	0	0	0
				Pocket-picking	0	0	0	0
				Purse-snatching	0	0	0	0
				Shoplifting	0	0	0	0
				Theft From Building	0	0	0	0
				Theft From Coin Operated Machine or Device	0	0	0	0
				Theft From Motor Vehicle	0	0	0	0
				Theft of Motor Vehicle Parts/Accessories	0	0	0	0
				All Other Larceny	1	0	0	0
				Motor Vehicle Theft	0	0	0	0
				Stolen Property Offenses	0	0	0	0
				Crimes Against Society				
				Drug/Narcotic Violations	0	0	0	0
				Drug Equipment Violations	1	1	3	0
				Betting/Wagering	0	0	0	0
				Operating/Promoting/Assisting Gambling	0	0	0	0
				Gambling Equipment Violations	0	0	0	0
				Sports Tampering	0	0	0	0
				Pornography/Obscene Material	0	0	0	0
				Prostitution	0	0	0	0
				Assisting or Promoting Prostitution	0	0	0	0
				Purchasing Prostitution	0	0	0	0
				Weapon Law Violations	0	0	0	0
				Animal Cruelty	0	0	0	0
				Total Group A Offenses	10	2	4	0

(*) Offenses are counted using the FBI Units of Count for Crime
 (**) The 'Arrests' column shows arrests made for incidents during the selected period, regardless of arrest date. Arrest counts for the same period may change over time.
 (***) Negligent Manslaughter now includes the killing of another person associated with driving under the influence, distracted driving (using a cell or smartphone), and reckless driving fatalities.

Bottineau County Sheriff's Office – 2025

2025 Population Estimate		6,381		Offenses (*)		Arrests (**)		
Offense Overview				Group A Offenses	Reported	Cleared	Adult	Juvenile
Offense Total	89			Crimes Against Persons (***)				
Number Cleared	26			Murder and Nonnegligent Manslaughter	0	0	0	0
Percent Cleared	29.21%			Negligent Manslaughter	0	0	0	0
Group A Crimes per 100,000 population	1,394.8			Aggravated Assault	2	0	0	0
Arrest Overview				Simple Assault	14	7	5	1
Total Arrests	70			Intimidation	5	1	1	0
Adult Arrests	66			Stalking	0	0	0	0
Juvenile Arrests	4			All Rape	0	0	0	0
Unknown Age	0			Criminal Sexual Contact	1	0	0	0
Arrests per 100,000 population	1,097.0			Incest	0	0	0	0
				Statutory Rape	1	0	0	0
				Commercial Sex Acts	0	0	0	0
				Involuntary Servitude	0	0	0	0
				Kidnapping/Abduction	1	1	0	1
				Crimes Against Property				
				Arson	0	0	0	0
				Bribery	0	0	0	0
				Burglary/Breaking & Entering	0	0	0	0
				Counterfeiting/Forgery	4	2	2	0
				Destruction/Damage/Vandalism of Property	9	1	0	0
				Embezzlement	0	0	0	0
				Extortion/Blackmail	0	0	0	0
				False Pretenses/Swindle/Confidence Game	1	1	1	0
				Credit Card/Automated Teller Machine Fraud	0	0	0	0
				Impersonation	0	0	0	0
				Welfare Fraud	1	0	0	0
				Wire Fraud	0	0	0	0
				Identity Theft	1	0	0	0
				Hacking/Computer Invasion	0	0	0	0
				Robbery	0	0	0	0
				Pocket-picking	0	0	0	0
				Purse-snatching	0	0	0	0
				Shoplifting	15	3	5	0
				Theft From Building	2	0	0	0
				Theft From Coin Operated Machine or Device	0	0	0	0
				Theft From Motor Vehicle	1	0	0	0
				Theft of Motor Vehicle Parts/Accessories	0	0	0	0
				All Other Larceny	15	2	2	0
				Motor Vehicle Theft	2	0	0	0
				Stolen Property Offenses	1	1	1	0
				Crimes Against Society				
				Drug/Narcotic Violations	6	3	4	0
				Drug Equipment Violations	5	4	2	0
				Betting/Wagering	0	0	0	0
				Operating/Promoting/Assisting Gambling	0	0	0	0
				Gambling Equipment Violations	0	0	0	0
				Sports Tampering	0	0	0	0
				Pornography/Obscene Material	2	0	0	0
				Prostitution	0	0	0	0
				Assisting or Promoting Prostitution	0	0	0	0
				Purchasing Prostitution	0	0	0	0
				Weapon Law Violations	0	0	0	0
				Animal Cruelty	0	0	0	0
				Total Group A Offenses	89	26	23	2

Domestic Incident Victims		
Offense	Reported	Cleared
Murder and Nonnegligent Manslaughter	0	0
Aggravated Assault	1	0
Simple Assault	10	6
Intimidation	0	0
Stalking	0	0
All Rape	0	0
Criminal Sexual Contact	1	0
Incest	0	0
Statutory Rape	0	0
Kidnapping/Abduction	1	1
Total	13	7

Group B Arrests		
Offense	Adult	Juvenile
Curfew/Loitering/Vagrancy Violations	0	0
Disorderly Conduct	3	0
Driving Under the Influence	22	1
Family Offenses (Nonviolent)	1	0
Liquor Law Violations	1	0
Trespass of Real Property	1	1
All Other Offenses	15	0
Total Group B	43	2

(*) Offenses are counted using the FBI Units of Count for Crime
(**) The 'Arrests' column shows arrests made for incidents during the selected period, regardless of arrest date. Arrest counts for the same period may change over time.
(***) Negligent Manslaughter now includes the killing of another person associated with driving under the influence, distracted driving (using a cell or smartphone), and reckless driving fatalities.

Bowman County Sheriff's Office – 2025

2025 Population Estimate		1,453		Offenses (*)		Arrests (**)		
Offense Overview				Group A Offenses	Reported	Cleared	Adult	Juvenile
Offense Total		6		Crimes Against Persons (***)				
Number Cleared		3		Murder and Nonnegligent Manslaughter	0	0	0	0
Percent Cleared		50.00%		Negligent Manslaughter	0	0	0	0
Group A Crimes per 100,000 population		412.9		Aggravated Assault	0	0	0	0
				Simple Assault	1	0	0	0
				Intimidation	0	0	0	0
				Stalking	0	0	0	0
				All Rape	2	1	1	0
				Criminal Sexual Contact	0	0	0	0
				Incest	0	0	0	0
				Statutory Rape	0	0	0	0
				Commercial Sex Acts	0	0	0	0
				Involuntary Servitude	0	0	0	0
				Kidnapping/Abduction	0	0	0	0
				Crimes Against Property				
				Arson	0	0	0	0
				Bribery	0	0	0	0
				Burglary/Breaking & Entering	0	0	0	0
				Counterfeiting/Forgery	0	0	0	0
				Destruction/Damage/Vandalism of Property	0	0	0	0
				Embezzlement	0	0	0	0
				Extortion/Blackmail	0	0	0	0
				False Pretenses/Swindle/Confidence Game	0	0	0	0
				Credit Card/Automated Teller Machine Fraud	0	0	0	0
				Impersonation	0	0	0	0
				Welfare Fraud	0	0	0	0
				Wire Fraud	0	0	0	0
				Identity Theft	0	0	0	0
				Hacking/Computer Invasion	0	0	0	0
				Robbery	0	0	0	0
				Pocket-picking	0	0	0	0
				Purse-snatching	0	0	0	0
				Shoplifting	0	0	0	0
				Theft From Building	0	0	0	0
				Theft From Coin Operated Machine or Device	0	0	0	0
				Theft From Motor Vehicle	0	0	0	0
				Theft of Motor Vehicle Parts/Accessories	0	0	0	0
				All Other Larceny	0	0	0	0
				Motor Vehicle Theft	0	0	0	0
				Stolen Property Offenses	0	0	0	0
				Crimes Against Society				
				Drug/Narcotic Violations	3	2	0	0
				Drug Equipment Violations	0	0	0	1
				Betting/Wagering	0	0	0	0
				Operating/Promoting/Assisting Gambling	0	0	0	0
				Gambling Equipment Violations	0	0	0	0
				Sports Tampering	0	0	0	0
				Pornography/Obscene Material	0	0	0	0
				Prostitution	0	0	0	0
				Assisting or Promoting Prostitution	0	0	0	0
				Purchasing Prostitution	0	0	0	0
				Weapon Law Violations	0	0	0	0
				Animal Cruelty	0	0	0	0
				Total Group A Offenses	6	3	1	1

Arrest Overview		1	
Offense	Reported	Cleared	
Total Arrests	2		
Adult Arrests	1		
Juvenile Arrests	1		
Unknown Age	0		
Arrests per 100,000 population	137.6		
Average number offenses/incident	1.00		

Domestic Incident Victims			
Offense	Reported	Cleared	
Murder and Nonnegligent Manslaughter	0	0	
Aggravated Assault	0	0	
Simple Assault	1	0	
Intimidation	0	0	
Stalking	0	0	
All Rape	0	0	
Criminal Sexual Contact	0	0	
Incest	0	0	
Statutory Rape	0	0	
Kidnapping/Abduction	0	0	
Total	1	0	

Group B Arrests			
Offense	Adult	Juvenile	
Curfew/Loitering/Vagrancy Violations	0	0	
Disorderly Conduct	0	0	
Driving Under the Influence	0	0	
Family Offenses (Nonviolent)	0	0	
Liquor Law Violations	0	0	
Trespass of Real Property	0	0	
All Other Offenses	0	0	
Total Group B	0	0	

(*) Offenses are counted using the FBI Units of Count for Crime
(**) The 'Arrests' column shows arrests made for incidents during the selected period, regardless of arrest date. Arrest counts for the same period may change over time.
(***) Negligent Manslaughter now includes the killing of another person associated with driving under the influence, distracted driving (using a cell or smartphone), and reckless driving fatalities.

Burke County Sheriff's Office - 2025

2025 Population Estimate		1,767		Offenses (*)		Arrests (**)			
				Reported	Cleared	Adult	Juvenile		
Offense Overview				Group A Offenses					
Offense Total	22	Crimes Against Persons (***)							
Number Cleared	9	Murder and Nonnegligent Manslaughter							
Percent Cleared	40.91%	Negligent Manslaughter							
Group A Crimes per 100,000 population	1,245.0	Aggravated Assault							
				Simple Assault					
				Intimidation					
				Stalking					
				All Rape					
				Criminal Sexual Contact					
				Incest					
				Statutory Rape					
				Commercial Sex Acts					
				Involuntary Servitude					
				Kidnapping/Abduction					
Arrest Overview				Crimes Against Property					
Total Arrests	20	Arson							
Adult Arrests	19	Bribery							
Juvenile Arrests	1	Burglary/Breaking & Entering							
Unknown Age	0	Counterfeiting/Forgery							
Arrests per 100,000 population	1,131.9	Destruction/Damage/Vandalism of Property							
				Embezzlement					
				Extortion/Blackmail					
				False Pretenses/Swindle/Confidence Game					
				Credit Card/Automated Teller Machine Fraud					
				Impersonation					
				Welfare Fraud					
				Wire Fraud					
				Identity Theft					
				Hacking/Computer Invasion					
				Robbery					
				Pocket-picking					
				Purse-snatching					
				Shoplifting					
				Theft From Building					
				Theft From Coin Operated Machine or Device					
				Theft From Motor Vehicle					
				Theft of Motor Vehicle Parts/Accessories					
				All Other Larceny					
				Motor Vehicle Theft					
				Stolen Property Offenses					
				Crimes Against Society					
				Drug/Narcotic Violations					
				Drug Equipment Violations					
				Betting/Wagering					
				Operating/Promoting/Assisting Gambling					
				Gambling Equipment Violations					
				Sports Tampering					
				Pornography/Obscene Material					
				Prostitution					
				Assisting or Promoting Prostitution					
				Purchasing Prostitution					
				Weapon Law Violations					
				Animal Cruelty					
				Total Group A Offenses					
				22	9	6	1		
Domestic Incident Victims									
Offense	Reported	Cleared							
Murder and Nonnegligent Manslaughter	0	0							
Aggravated Assault	0	0							
Simple Assault	3	3							
Intimidation	0	0							
Stalking	0	0							
All Rape	0	0							
Criminal Sexual Contact	0	0							
Incest	0	0							
Statutory Rape	0	0							
Kidnapping/Abduction	0	0							
Total	3	3							
Group B Arrests									
Offense	Adult	Juvenile							
Curfew/Loitering/Vagrancy Violations	0	0							
Disorderly Conduct	0	0							
Driving Under the Influence	12	0							
Family Offenses (Nonviolent)	0	0							
Liquor Law Violations	0	0							
Trespass of Real Property	0	0							
All Other Offenses	1	0							
Total Group B	13	0							

(*) Offenses are counted using the FBI Units of Count for Crime
 (**) The 'Arrests' column shows arrests made for incidents during the selected period, regardless of arrest date. Arrest counts for the same period may change over time.
 (***) Negligent Manslaughter now includes the killing of another person associated with driving under the influence, distracted driving (using a cell or smartphone), and reckless driving fatalities.

Burleigh County Sheriff's Office – 2025

2025 Population Estimate		20,658		Offenses (*)		Arrests (**)		
Offense Overview				Reported	Cleared	Adult	Juvenile	
Offense Total	862	Group A Offenses						
Number Cleared	541	Crimes Against Persons (***)						
Percent Cleared	62.76%	Murder and Nonnegligent Manslaughter	0	0	0	0		
Group A Crimes per 100,000 population	4,172.7	Negligent Manslaughter	0	0	0	0		
Arrest Overview				Aggravated Assault	31	13	8	1
Total Arrests	763	Simple Assault	105	28	25	1		
Adult Arrests	725	Intimidation	15	6	2	0		
Juvenile Arrests	38	Stalking	2	0	0	0		
Unknown Age	0	All Rape	6	3	2	0		
Arrests per 100,000 population	3,693.5	Criminal Sexual Contact	3	0	0	0		
Average number offenses/incident				1.31	Incest	0	0	0
Domestic Incident Victims				Statutory Rape	2	0	0	0
Offense	Reported	Cleared	Crimes Against Property					
Murder and Nonnegligent Manslaughter	0	0	Arson	1	0	0	0	
Aggravated Assault	8	7	Bribery	0	0	0	0	
Simple Assault	23	19	Burglary/Breaking & Entering	14	2	1	0	
Intimidation	5	5	Counterfeiting/Forgery	4	2	2	0	
Stalking	1	0	Destruction/Damage/Vandalism of Property	56	8	3	1	
All Rape	1	0	Embezzlement	0	0	0	0	
Criminal Sexual Contact	0	0	Extortion/Blackmail	1	0	0	0	
Incest	0	0	False Pretenses/Swindle/Confidence Game	32	14	15	0	
Statutory Rape	1	0	Credit Card/Automated Teller Machine Fraud	0	0	0	0	
Kidnaping/Abduction	0	0	Impersonation	3	0	0	0	
Total	39	31	Welfare Fraud	0	0	0	0	
Group B Arrests				Wire Fraud	10	0	0	0
Offense	Adult	Juvenile	Identity Theft	6	0	0	0	
Curfew/Loitering/Vagrancy Violations	0	0	Hacking/Computer Invasion	1	0	0	0	
Disorderly Conduct	3	4	Robbery	0	0	0	0	
Driving Under the Influence	165	0	Pocket-picking	0	0	0	0	
Family Offenses (Nonviolent)	0	0	Purse-snatching	0	0	0	0	
Liquor Law Violations	62	21	Shoplifting	0	0	0	0	
Trespass of Real Property	1	0	Theft From Building	0	0	0	0	
All Other Offenses	100	1	Theft From Coin Operated Machine or Device	0	0	0	0	
Total Group B	331	26	Theft From Motor Vehicle	6	1	0	0	
Crimes Against Society				Theft of Motor Vehicle Parts/Accessories	2	0	0	0
(*) Offenses are counted using the FBI Units of Count for Crime				All Other Larceny	56	4	1	3
(**) The 'Arrests' column shows arrests made for incidents during the selected period, regardless of arrest date. Arrest counts for the same period may change over time.				Motor Vehicle Theft	9	6	4	2
(***) Negligent Manslaughter now includes the killing of another person associated with driving under the influence, distracted driving (using a cell or smartphone), and reckless driving fatalities.				Stolen Property Offenses	7	4	3	0
				Total Group A Offenses	862	541	394	12

Cass County Sheriff's Office – 2025

2025 Population Estimate		24,139	Offenses (**)		Arrests (**)	
Offense Overview			Reported	Cleared	Adult	Juvenile
Offense Total	673					
Number Cleared	339					
Percent Cleared	50.37%					
Group A Crimes per 100,000 population	2,788.0					
Arrest Overview						
Total Arrests	341					
Adult Arrests	280					
Juvenile Arrests	61					
Unknown Age	0					
Arrests per 100,000 population	1,412.7					
Average number offenses/incident	1.26					
Domestic Incident Victims						
Offense	Reported	Cleared				
Murder and Nonnegligent Manslaughter	0	0				
Aggravated Assault	3	0				
Simple Assault	17	9				
Intimidation	1	1				
Stalking	0	0				
All Rape	0	0				
Criminal Sexual Contact	0	0				
Incest	0	0				
Statutory Rape	0	0				
Kidnapping/Abduction	0	0				
Total	21	10				
Group B Arrests						
Offense	Adult	Juvenile				
Curfew/Loitering/Vagrancy Violations	0	0				
Disorderly Conduct	2	13				
Driving Under the Influence	59	1				
Family Offenses (Nonviolent)	0	1				
Liquor Law Violations	32	20				
Trespass of Real Property	6	0				
All Other Offenses	29	9				
Total Group B	128	44				
(*) Offenses are counted using the FBI Units of Count for Crime						
(**) The 'Arrests' column shows arrests made for incidents during the selected period, regardless of arrest date. Arrest counts for the same period may change over time.						
(***) Negligent Manslaughter now includes the killing of another person associated with driving under the influence, distracted driving (using a cell or smartphone), and reckless driving fatalities.						
Group A Offenses						
Crimes Against Persons (***)						
Murder and Nonnegligent Manslaughter	1	1	1	0		
Negligent Manslaughter	0	0	0	0		
Aggravated Assault	21	11	6	0		
Simple Assault	82	53	22	7		
Intimidation	31	12	4	0		
Stalking	11	3	2	0		
All Rape	7	1	1	0		
Criminal Sexual Contact	9	2	0	1		
Incest	0	0	0	0		
Statutory Rape	0	0	0	0		
Commercial Sex Acts	0	0	0	0		
Involuntary Servitude	0	0	0	0		
Kidnapping/Abduction	1	1	0	0		
Crimes Against Property						
Arson	0	0	0	0		
Bribery	0	0	0	0		
Burglary/Breaking & Entering	21	4	3	0		
Counterfeiting/Forgery	11	5	3	0		
Destruction/Damage/Vandalism of Property	60	21	4	0		
Embezzlement	0	0	0	0		
Extortion/Blackmail	7	0	0	0		
False Pretenses/Swindle/Confidence Game	19	4	2	0		
Credit Card/Automated Teller Machine Fraud	7	0	0	0		
Impersonation	7	0	0	0		
Welfare Fraud	0	0	0	0		
Wire Fraud	13	0	0	0		
Identity Theft	30	1	0	0		
Hacking/Computer Invasion	0	0	0	0		
Robbery	0	0	0	0		
Pocket-picking	0	0	0	0		
Purse-snatching	0	0	0	0		
Shoplifting	3	1	0	0		
Theft From Building	4	0	0	0		
Theft From Coin Operated Machine or Device	0	0	0	0		
Theft From Motor Vehicle	26	7	0	0		
Theft of Motor Vehicle Parts/Accessories	2	1	0	0		
All Other Larceny	48	15	5	0		
Motor Vehicle Theft	11	6	2	1		
Stolen Property Offenses	8	7	2	0		
Crimes Against Society						
Drug/Narcotic Violations	119	100	61	3		
Drug Equipment Violations	91	75	30	4		
Betting/Wagering	0	0	0	0		
Operating/Promoting/Assisting Gambling	0	0	0	0		
Gambling Equipment Violations	0	0	0	0		
Sports Tampering	0	0	0	0		
Pornography/Obscene Material	12	3	1	1		
Prostitution	2	0	0	0		
Assisting or Promoting Prostitution	1	0	0	0		
Purchasing Prostitution	0	0	0	0		
Weapon Law Violations	6	5	2	0		
Animal Cruelty	2	0	0	0		
Total Group A Offenses	673	339	152	17		

Cavalier County Sheriff's Office – 2025

2025 Population Estimate		3,527		Offenses (*)		Arrests (**)		
Offense Overview				Group A Offenses	Reported	Cleared	Adult	Juvenile
Offense Total		71		Crimes Against Persons (***)				
Number Cleared		36		Murder and Nonnegligent Manslaughter	0	0	0	0
Percent Cleared		50.70%		Negligent Manslaughter	0	0	0	0
Group A Crimes per 100,000 population		2,013.0		Aggravated Assault	1	1	1	0
Arrest Overview				Simple Assault	26	18	9	5
Total Arrests		53		Intimidation	4	3	3	0
Adult Arrests		46		Stalking	1	0	0	0
Juvenile Arrests		7		All Rape	1	0	0	0
Unknown Age		0		Criminal Sexual Contact	0	0	0	0
Arrests per 100,000 population		1,502.7		Incest	0	0	0	0
				Statutory Rape	0	0	0	0
				Commercial Sex Acts	0	0	0	0
				Involuntary Servitude	0	0	0	0
				Kidnapping/Abduction	0	0	0	0
				Crimes Against Property				
				Arson	0	0	0	0
				Bribery	0	0	0	0
				Burglary/Breaking & Entering	5	1	0	0
				Counterfeiting/Forgery	2	0	0	0
				Destruction/Damage/Vandalism of Property	3	1	1	0
				Embezzlement	1	1	1	0
				Extortion/Blackmail	0	0	0	0
				False Pretenses/Swindle/Confidence Game	1	0	0	0
				Credit Card/Automated Teller Machine Fraud	0	0	0	0
				Impersonation	0	0	0	0
				Welfare Fraud	0	0	0	0
				Wire Fraud	1	0	0	0
				Identity Theft	2	0	0	0
				Hacking/Computer Invasion	0	0	0	0
				Robbery	0	0	0	0
				Pocket-picking	0	0	0	0
				Purse-snatching	0	0	0	0
				Shoplifting	0	0	0	0
				Theft From Building	0	0	0	0
				Theft From Coin Operated Machine or Device	0	0	0	0
				Theft From Motor Vehicle	3	0	0	0
				Theft of Motor Vehicle Parts/Accessories	0	0	0	0
				All Other Larceny	5	0	0	0
				Motor Vehicle Theft	3	3	2	0
				Stolen Property Offenses	1	0	0	0
				Crimes Against Society				
				Drug/Narcotic Violations	7	6	5	0
				Drug Equipment Violations	4	2	1	0
				Betting/Wagering	0	0	0	0
				Operating/Promoting/Assisting Gambling	0	0	0	0
				Gambling Equipment Violations	0	0	0	0
				Sports Tampering	0	0	0	0
				Pornography/Obscene Material	0	0	0	0
				Prostitution	0	0	0	0
				Assisting or Promoting Prostitution	0	0	0	0
				Purchasing Prostitution	0	0	0	0
				Weapon Law Violations	0	0	0	0
				Animal Cruelty	0	0	0	0
				Total Group A Offenses	71	36	23	5

Domestic Incident Victims			
Offense	Reported	Cleared	
Murder and Nonnegligent Manslaughter	0	0	
Aggravated Assault	0	0	
Simple Assault	16	14	
Intimidation	3	3	
Stalking	0	0	
All Rape	0	0	
Criminal Sexual Contact	0	0	
Incest	0	0	
Statutory Rape	0	0	
Kidnapping/Abduction	0	0	
Total	19	17	

Group B Arrests			
Offense	Adult	Juvenile	
Curfew/Loitering/Vagrancy Violations	0	0	
Disorderly Conduct	1	0	
Driving Under the Influence	12	0	
Family Offenses (Nonviolent)	0	0	
Liquor Law Violations	2	1	
Trespass of Real Property	2	0	
All Other Offenses	6	1	
Total Group B	23	2	

(*) Offenses are counted using the FBI Units of Count for Crime
(**) The 'Arrests' column shows arrests made for incidents during the selected period, regardless of arrest date. Arrest counts for the same period may change over time.
(***) Negligent Manslaughter now includes the killing of another person associated with driving under the influence, distracted driving (using a cell or smartphone), and reckless driving fatalities.

Dickey County Sheriff's Office – 2025

2025 Population Estimate		2,001	Offenses (*)		Arrests (**)		
			Reported	Cleared	Adult	Juvenile	
Offense Overview			Group A Offenses				
Offense Total	6		Crimes Against Persons (***)				
Number Cleared	0		Murder and Nonnegligent Manslaughter	0	0	0	0
Percent Cleared	0.00%		Negligent Manslaughter	0	0	0	0
Group A Crimes per 100,000 population	299.9		Aggravated Assault	0	0	0	0
			Simple Assault	0	0	0	0
			Intimidation	2	0	0	0
			Stalking	0	0	0	0
			All Rape	0	0	0	0
			Criminal Sexual Contact	0	0	0	0
			Incest	0	0	0	0
			Statutory Rape	0	0	0	0
			Commercial Sex Acts	0	0	0	0
			Involuntary Servitude	0	0	0	0
			Kidnapping/Abduction	0	0	0	0
			Crimes Against Property				
			Arson	0	0	0	0
			Bribery	0	0	0	0
			Burglary/Breaking & Entering	0	0	0	0
			Counterfeiting/Forgery	0	0	0	0
			Destruction/Damage/Vandalism of Property	0	0	0	0
			Embezzlement	0	0	0	0
			Extortion/Blackmail	0	0	0	0
			False Pretenses/Swindle/Confidence Game	0	0	0	0
			Credit Card/Automated Teller Machine Fraud	1	0	0	0
			Impersonation	0	0	0	0
			Welfare Fraud	0	0	0	0
			Wire Fraud	0	0	0	0
			Identity Theft	1	0	0	0
			Hacking/Computer Invasion	0	0	0	0
			Robbery	0	0	0	0
			Pocket-picking	0	0	0	0
			Purse-snatching	0	0	0	0
			Shoplifting	0	0	0	0
			Theft From Building	0	0	0	0
			Theft From Coin Operated Machine or Device	0	0	0	0
			Theft From Motor Vehicle	0	0	0	0
			Theft of Motor Vehicle Parts/Accessories	0	0	0	0
			All Other Larceny	0	0	0	0
			Motor Vehicle Theft	0	0	0	0
			Stolen Property Offenses	0	0	0	0
			Crimes Against Society				
			Drug/Narcotic Violations	1	0	0	0
			Drug Equipment Violations	1	0	0	0
			Betting/Wagering	0	0	0	0
			Operating/Promoting/Assisting Gambling	0	0	0	0
			Gambling Equipment Violations	0	0	0	0
			Sports Tampering	0	0	0	0
			Pornography/Obscene Material	0	0	0	0
			Prostitution	0	0	0	0
			Assisting or Promoting Prostitution	0	0	0	0
			Purchasing Prostitution	0	0	0	0
			Weapon Law Violations	0	0	0	0
			Animal Cruelty	0	0	0	0
			Total Group A Offenses	6	0	0	0
Arrest Overview							
Total Arrests	7						
Adult Arrests	7						
Juvenile Arrests	0						
Unknown Age	0						
Arrests per 100,000 population	349.8						
Average number offenses/incident	1.20						
Domestic Incident Victims							
Offense	Reported	Cleared					
Murder and Nonnegligent Manslaughter	0	0					
Aggravated Assault	0	0					
Simple Assault	0	0					
Intimidation	0	0					
Stalking	0	0					
All Rape	0	0					
Criminal Sexual Contact	0	0					
Incest	0	0					
Statutory Rape	0	0					
Kidnapping/Abduction	0	0					
Total	0	0					
Group B Arrests							
Offense	Adult	Juvenile					
Curfew/Loitering/Vagrancy Violations	0	0					
Disorderly Conduct	1	0					
Driving Under the Influence	5	0					
Family Offenses (Nonviolent)	0	0					
Liquor Law Violations	1	0					
Trespass of Real Property	0	0					
All Other Offenses	0	0					
Total Group B	7	0					

(*) Offenses are counted using the FBI Units of Count for Crime
 (**) The 'Arrests' column shows arrests made for incidents during the selected period, regardless of arrest date. Arrest counts for the same period may change over time.
 (***) Negligent Manslaughter now includes the killing of another person associated with driving under the influence, distracted driving (using a cell or smartphone), and reckless driving fatalities.

Divide County Sheriff's Office – 2025

2025 Population Estimate		2,099		Offenses (*)		Arrests (**)	
Offense Overview				Reported	Cleared	Adult	Juvenile
Offense Total	21	Group A Offenses					
Number Cleared	10	Crimes Against Persons (***)					
Percent Cleared	47.62%	Murder and Nonnegligent Manslaughter	0	0	0	0	
Group A Crimes per 100,000 population	1,000.5	Negligent Manslaughter	0	0	0	0	
		Aggravated Assault	4	3	3	0	
		Simple Assault	7	5	3	0	
		Intimidation	1	1	0	0	
		Stalking	0	0	0	0	
		All Rape	1	0	0	0	
		Criminal Sexual Contact	0	0	0	0	
		Incest	0	0	0	0	
		Statutory Rape	0	0	0	0	
		Commercial Sex Acts	0	0	0	0	
		Involuntary Servitude	0	0	0	0	
		Kidnapping/Abduction	0	0	0	0	
		Crimes Against Property					
		Arson	0	0	0	0	
		Bribery	0	0	0	0	
		Burglary/Breaking & Entering	0	0	0	0	
		Counterfeiting/Forgery	0	0	0	0	
		Destruction/Damage/Vandalism of Property	0	0	0	0	
		Embezzlement	0	0	0	0	
		Extortion/Blackmail	0	0	0	0	
		False Pretenses/Swindle/Confidence Game	1	0	0	0	
		Credit Card/Automated Teller Machine Fraud	0	0	0	0	
		Impersonation	0	0	0	0	
		Welfare Fraud	0	0	0	0	
		Wire Fraud	0	0	0	0	
		Identity Theft	0	0	0	0	
		Hacking/Computer Invasion	0	0	0	0	
		Robbery	0	0	0	0	
		Pocket-picking	0	0	0	0	
		Purse-snatching	0	0	0	0	
		Shoplifting	0	0	0	0	
		Theft From Building	0	0	0	0	
		Theft From Coin Operated Machine or Device	0	0	0	0	
		Theft From Motor Vehicle	0	0	0	0	
		Theft of Motor Vehicle Parts/Accessories	0	0	0	0	
		All Other Larceny	2	0	0	0	
		Motor Vehicle Theft	1	1	1	0	
		Stolen Property Offenses	0	0	0	0	
		Crimes Against Society					
		Drug/Narcotic Violations	2	0	0	0	
		Drug Equipment Violations	1	0	0	0	
		Betting/Wagering	0	0	0	0	
		Operating/Promoting/Assisting Gambling	0	0	0	0	
		Gambling Equipment Violations	0	0	0	0	
		Sports Tampering	0	0	0	0	
		Pornography/Obscene Material	1	0	0	0	
		Prostitution	0	0	0	0	
		Assisting or Promoting Prostitution	0	0	0	0	
		Purchasing Prostitution	0	0	0	0	
		Weapon Law Violations	0	0	0	0	
		Animal Cruelty	0	0	0	0	
		Total Group A Offenses	21	10	7	0	

Arrest Overview			
Total Arrests	24		
Adult Arrests	24		
Juvenile Arrests	0		
Unknown Age	0		
Arrests per 100,000 population	1,143.4		
Average number offenses/incident	1.24		

Domestic Incident Victims			
Offense	Reported	Cleared	
Murder and Nonnegligent Manslaughter	0	0	
Aggravated Assault	3	3	
Simple Assault	7	5	
Intimidation	1	1	
Stalking	0	0	
All Rape	1	0	
Criminal Sexual Contact	0	0	
Incest	0	0	
Statutory Rape	0	0	
Kidnapping/Abduction	0	0	
Total	12	9	

Group B Arrests			
Offense	Adult	Juvenile	
Curfew/Litering/Vagrancy Violations	0	0	
Disorderly Conduct	0	0	
Driving Under the Influence	7	0	
Family Offenses (Nonviolent)	0	0	
Liquor Law Violations	0	0	
Trespass of Real Property	0	0	
All Other Offenses	10	0	
Total Group B	17	0	

(*) Offenses are counted using the FBI Units of Count for Crime
(**) The 'Arrests' column shows arrests made for incidents during the selected period, regardless of arrest date. Arrest counts for the same period may change over time.
(***) Negligent Manslaughter now includes the killing of another person associated with driving under the influence, distracted driving (using a cell or smartphone), and reckless driving fatalities.

Dunn County Sheriff's Office – 2025

2025 Population Estimate		3,100		Offenses (*)		Arrests (**)	
Offense Overview		Reported	Cleared	Adult	Juvenile		
Offense Total	100	Group A Offenses					
Number Cleared	45	Crimes Against Persons (***)					
Percent Cleared	45.00%	Murder and Nonnegligent Manslaughter	0	0	0	0	
Group A Crimes per 100,000 population	3,225.8	Negligent Manslaughter	0	0	0	0	
Arrest Overview		Aggravated Assault	3	1	1	0	
Total Arrests	143	Simple Assault	13	8	7	0	
Adult Arrests	138	Intimidation	9	4	2	0	
Juvenile Arrests	5	Stalking	0	0	0	0	
Unknown Age	0	All Rape	1	0	0	0	
Arrests per 100,000 population	4,612.9	Criminal Sexual Contact	3	2	1	0	
Average number offenses/incident		Incest	0	0	0	0	
		Statutory Rape	0	0	0	0	
		Commercial Sex Acts	0	0	0	0	
		Involuntary Servitude	0	0	0	0	
		Kidnapping/Abduction	0	0	0	0	
		Crimes Against Property					
		Arson	0	0	0	0	
		Bribery	0	0	0	0	
		Burglary/Breaking & Entering	0	0	0	0	
		Counterfeiting/Forgery	0	0	0	0	
		Destruction/Damage/Vandalism of Property	7	1	0	0	
		Embezzlement	0	0	0	0	
		Extortion/Blackmail	0	0	0	0	
		False Pretenses/Swindle/Confidence Game	1	0	0	0	
		Credit Card/Automated Teller Machine Fraud	0	0	0	0	
		Impersonation	1	0	0	0	
		Welfare Fraud	0	0	0	0	
		Wire Fraud	0	0	0	0	
		Identity Theft	0	0	0	0	
		Hacking/Computer Invasion	0	0	0	0	
		Robbery	0	0	0	0	
		Pocket-picking	0	0	0	0	
		Purse-snatching	0	0	0	0	
		Shoplifting	0	0	0	0	
		Theft From Building	1	0	0	0	
		Theft From Coin Operated Machine or Device	0	0	0	0	
		Theft From Motor Vehicle	1	0	0	0	
		Theft of Motor Vehicle Parts/Accessories	0	0	0	0	
		All Other Larceny	15	0	0	0	
		Motor Vehicle Theft	3	0	0	0	
		Stolen Property Offenses	0	0	0	0	
		Crimes Against Society					
		Drug/Narcotic Violations	20	13	12	2	
		Drug Equipment Violations	18	15	8	0	
		Betting/Wagering	0	0	0	0	
		Operating/Promoting/Assisting Gambling	0	0	0	0	
		Gambling Equipment Violations	0	0	0	0	
		Sports Tampering	0	0	0	0	
		Pornography/Obscene Material	2	1	1	0	
		Prostitution	0	0	0	0	
		Assisting or Promoting Prostitution	0	0	0	0	
		Purchasing Prostitution	0	0	0	0	
		Weapon Law Violations	1	0	0	0	
		Animal Cruelty	0	0	0	0	
		Total Group A Offenses	100	45	32	2	

Domestic Incident Victims			
Offense	Reported	Cleared	
Murder and Nonnegligent Manslaughter	0	0	
Aggravated Assault	1	1	
Simple Assault	6	4	
Intimidation	2	2	
Stalking	0	0	
All Rape	0	0	
Criminal Sexual Contact	0	0	
Incest	0	0	
Statutory Rape	0	0	
Kidnapping/Abduction	0	0	
Total	9	7	

Group B Arrests			
Offense	Adult	Juvenile	
Curfew/Loitering/Vagrancy Violations	0	0	
Disorderly Conduct	1	1	
Driving Under the Influence	36	0	
Family Offenses (Nonviolent)	0	0	
Liquor Law Violations	8	2	
Trespass of Real Property	0	0	
All Other Offenses	61	0	
Total Group B	106	3	

(*) Offenses are counted using the FBI Units of Count for Crime
(**) The 'Arrests' column shows arrests made for incidents during the selected period, regardless of arrest date. Arrest counts for the same period may change over time.
(***) Negligent Manslaughter now includes the killing of another person associated with driving under the influence, distracted driving (using a cell or smartphone), and reckless driving fatalities.

Eddy County Sheriff's Office – 2025

2025 Population Estimate		2,301	Offenses (**)		Arrests (***)		
Offense Overview			Group A Offenses	Reported	Cleared	Adult	Juvenile
Offense Total		12	Crimes Against Persons (***)				
Number Cleared		3	Murder and Nonnegligent Manslaughter	0	0	0	0
Percent Cleared		25.00%	Negligent Manslaughter	0	0	0	0
Group A Crimes per 100,000 population		521.5	Aggravated Assault	1	1	1	0
Arrest Overview			Simple Assault	3	2	2	0
Total Arrests		13	Intimidation	2	0	0	0
Adult Arrests		13	Stalking	0	0	0	0
Juvenile Arrests		0	All Rape	0	0	0	0
Unknown Age		0	Criminal Sexual Contact	0	0	0	0
Arrests per 100,000 population		565.0	Incest	0	0	0	0
Average number offenses/incident			Statutory Rape	0	0	0	0
		1.09	Commercial Sex Acts	0	0	0	0
Domestic Incident Victims			Involuntary Servitude	0	0	0	0
Offense	Reported	Cleared	Kidnapping/Abduction	0	0	0	0
Murder and Nonnegligent Manslaughter	0	0	Crimes Against Property				
Aggravated Assault	1	1	Arson	0	0	0	0
Simple Assault	0	0	Bribery	0	0	0	0
Intimidation	0	0	Burglary/Breaking & Entering	0	0	0	0
Stalking	0	0	Counterfeiting/Forgery	0	0	0	0
All Rape	0	0	Destruction/Damage/Vandalism of Property	2	0	0	0
Criminal Sexual Contact	0	0	Embezzlement	0	0	0	0
Incest	0	0	Extortion/Blackmail	0	0	0	0
Statutory Rape	0	0	False Pretenses/Swindle/Confidence Game	0	0	0	0
Kidnapping/Abduction	0	0	Credit Card/Automated Teller Machine Fraud	0	0	0	0
Total	1	1	Impersonation	0	0	0	0
Group B Arrests			Welfare Fraud	0	0	0	0
Offense	Adult	Juvenile	Wire Fraud	0	0	0	0
Curfew/Litering/Vagrancy Violations	0	0	Identity Theft	0	0	0	0
Disorderly Conduct	0	0	Hacking/Computer Invasion	0	0	0	0
Driving Under the Influence	6	0	Robbery	0	0	0	0
Family Offenses (Nonviolent)	0	0	Pocket-picking	0	0	0	0
Liquor Law Violations	0	0	Purse-snatching	0	0	0	0
Trespass of Real Property	0	0	Shoplifting	0	0	0	0
All Other Offenses	4	0	Theft From Building	0	0	0	0
Total Group B	10	0	Theft From Coin Operated Machine or Device	0	0	0	0
(**) Offenses are counted using the FBI Units of Count for Crime			Theft From Motor Vehicle	0	0	0	0
(***) Negligent Manslaughter now includes the killing of another person associated with driving under the influence, distracted driving (using a cell or smartphone), and reckless driving fatalities.			Theft of Motor Vehicle Parts/Accessories	0	0	0	0
			All Other Larceny	3	0	0	0
			Motor Vehicle Theft	0	0	0	0
			Stolen Property Offenses	0	0	0	0
			Crimes Against Society				
			Drug/Narcotic Violations	0	0	0	0
			Drug Equipment Violations	1	0	0	0
			Betting/Wagering	0	0	0	0
			Operating/Promoting/Assisting Gambling	0	0	0	0
			Gambling Equipment Violations	0	0	0	0
			Sports Tampering	0	0	0	0
			Pornography/Obscene Material	0	0	0	0
			Prostitution	0	0	0	0
			Assisting or Promoting Prostitution	0	0	0	0
			Purchasing Prostitution	0	0	0	0
			Weapon Law Violations	0	0	0	0
			Animal Cruelty	0	0	0	0
			Total Group A Offenses	12	3	3	0

Emmons County Sheriff's Office – 2025

2025 Population Estimate		3,182		Offenses (*)		Arrests (**)	
Offense Overview				Reported	Cleared	Adult	Juvenile
Offense Total	78	Group A Offenses					
Number Cleared	33	Crimes Against Persons (***)					
Percent Cleared	42.31%	Murder and Nonnegligent Manslaughter	0	0	0	0	
Group A Crimes per 100,000 population	2,451.3	Negligent Manslaughter	0	0	0	0	
Arrest Overview				Aggravated Assault	5	2	2
Total Arrests	39	Simple Assault	15	3	2	0	
Adult Arrests	38	Intimidation	6	6	1	0	
Juvenile Arrests	1	Stalking	0	0	0	0	
Unknown Age	0	All Rape	0	0	0	0	
Arrests per 100,000 population	1,225.6	Criminal Sexual Contact	1	0	0	0	
Average number offenses/incident	1.39	Incest	0	0	0	0	
Domestic Incident Victims				Statutory Rape	0	0	0
Offense	Reported	Cleared	Commercial Sex Acts	0	0	0	0
Murder and Nonnegligent Manslaughter	0	0	Involuntary Servitude	0	0	0	0
Aggravated Assault	0	0	Kidnapping/Abduction	0	0	0	0
Simple Assault	7	1	Crimes Against Property				
Intimidation	4	4	Arson	0	0	0	0
Stalking	0	0	Bribery	0	0	0	0
All Rape	0	0	Burglary/Breaking & Entering	3	0	0	0
Criminal Sexual Contact	0	0	Counterfeiting/Forgery	2	0	0	0
Incest	0	0	Destruction/Damage/Vandalism of Property	8	1	1	0
Statutory Rape	0	0	Embezzlement	0	0	0	0
Kidnapping/Abduction	0	0	Extortion/Blackmail	0	0	0	0
Total	11	5	False Pretenses/Swindle/Confidence Game	1	1	1	0
Group B Arrests				Credit Card/Automated Teller Machine Fraud	0	0	0
Offense	Adult	Juvenile	Impersonation	0	0	0	0
Curfew/Loitering/Vagrancy Violations	0	0	Welfare Fraud	0	0	0	0
Disorderly Conduct	1	0	Wire Fraud	0	0	0	0
Driving Under the Influence	7	0	Identity Theft	3	0	0	0
Family Offenses (Nonviolent)	2	0	Hacking/Computer Invasion	0	0	0	0
Liquor Law Violations	4	1	Robbery	0	0	0	0
Trespass of Real Property	1	0	Pocket-picking	0	0	0	0
All Other Offenses	4	0	Purse-snatching	0	0	0	0
Total Group B	19	1	Shoplifting	0	0	0	0
Crimes Against Society				Theft From Building	0	0	0
(*) Offenses are counted using the FBI Units of Count for Crime				Theft From Coin Operated Machine or Device	0	0	0
(**) The 'Arrests' column shows arrests made for incidents during the selected period, regardless of arrest date. Arrest counts for the same period may change over time.				Theft From Motor Vehicle	1	0	0
(***) Negligent Manslaughter now includes the killing of another person associated with driving under the influence, distracted driving (using a cell or smartphone), and reckless driving fatalities.				Theft of Motor Vehicle Parts/Accessories	0	0	0
Drug/Narcotic Violations	8	8	5	0	All Other Larceny	10	2
Drug Equipment Violations	9	8	2	0	Motor Vehicle Theft	3	0
Betting/Wagering	0	0	0	0	Stolen Property Offenses	1	0
Operating/Promoting/Assisting Gambling	0	0	0	0	Crimes Against Society		
Gambling Equipment Violations	0	0	0	0	Drug/Narcotic Violations	8	8
Sports Tampering	0	0	0	0	Drug Equipment Violations	9	8
Pornography/Obscene Material	0	0	0	0	Betting/Wagering	0	0
Prostitution	0	0	0	0	Operating/Promoting/Assisting Gambling	0	0
Assisting or Promoting Prostitution	0	0	0	0	Gambling Equipment Violations	0	0
Purchasing Prostitution	0	0	0	0	Sports Tampering	0	0
Weapon Law Violations	2	2	2	0	Pornography/Obscene Material	0	0
Animal Cruelty	0	0	0	0	Prostitution	0	0
Total Group A Offenses	78	33	19	0	Assisting or Promoting Prostitution	0	0

Foster County Sheriff's Office – 2025

2025 Population Estimate		1,296		Offenses (**)		Arrests (**)	
Offense Overview				Reported	Cleared	Adult	Juvenile
Offense Total	13	Group A Offenses					
Number Cleared	5	Crimes Against Persons (***)					
Percent Cleared	38.46%	Murder and Nonnegligent Manslaughter	0	0	0	0	
Group A Crimes per 100,000 population	1,003.1	Negligent Manslaughter	0	0	0	0	
		Aggravated Assault	1	1	1	0	
		Simple Assault	0	0	0	0	
		Intimidation	0	0	0	0	
		Stalking	0	0	0	0	
		All Rape	0	0	0	0	
		Criminal Sexual Contact	0	0	0	0	
		Incest	0	0	0	0	
		Statutory Rape	0	0	0	0	
		Commercial Sex Acts	0	0	0	0	
		Involuntary Servitude	0	0	0	0	
		Kidnapping/Abduction	0	0	0	0	
		Crimes Against Property					
		Arson	0	0	0	0	
		Bribery	0	0	0	0	
		Burglary/Breaking & Entering	0	0	0	0	
		Counterfeiting/Forgery	0	0	0	0	
		Destruction/Damage/Vandalism of Property	1	0	0	0	
		Embezzlement	0	0	0	0	
		Extortion/Blackmail	0	0	0	0	
		False Pretenses/Swindle/Confidence Game	1	0	0	0	
		Credit Card/Automated Teller Machine Fraud	0	0	0	0	
		Impersonation	0	0	0	0	
		Welfare Fraud	0	0	0	0	
		Wire Fraud	1	0	0	0	
		Identity Theft	0	0	0	0	
		Hacking/Computer Invasion	0	0	0	0	
		Robbery	0	0	0	0	
		Pocket-picking	0	0	0	0	
		Purse-snatching	0	0	0	0	
		Shoplifting	0	0	0	0	
		Theft From Building	0	0	0	0	
		Theft From Coin Operated Machine or Device	0	0	0	0	
		Theft From Motor Vehicle	1	0	0	0	
		Theft of Motor Vehicle Parts/Accessories	0	0	0	0	
		All Other Larceny	4	0	0	0	
		Motor Vehicle Theft	0	0	0	0	
		Stolen Property Offenses	0	0	0	0	
		Crimes Against Society					
		Drug/Narcotic Violations	1	1	1	0	
		Drug Equipment Violations	2	2	1	0	
		Betting/Wagering	0	0	0	0	
		Operating/Promoting/Assisting Gambling	0	0	0	0	
		Gambling Equipment Violations	0	0	0	0	
		Sports Tampering	0	0	0	0	
		Pornography/Obscene Material	0	0	0	0	
		Prostitution	0	0	0	0	
		Assisting or Promoting Prostitution	0	0	0	0	
		Purchasing Prostitution	0	0	0	0	
		Weapon Law Violations	1	1	1	0	
		Animal Cruelty	0	0	0	0	
		Total Group A Offenses	13	5	4	0	

Arrest Overview			
Total Arrests	8		
Adult Arrests	8		
Juvenile Arrests	0		
Unknown Age	0		
Arrests per 100,000 population	617.3		
Average number offenses/incident	1.00		

Domestic Incident Victims			
Offense	Reported	Cleared	
Murder and Nonnegligent Manslaughter	0	0	
Aggravated Assault	1	1	
Simple Assault	0	0	
Intimidation	0	0	
Stalking	0	0	
All Rape	0	0	
Criminal Sexual Contact	0	0	
Incest	0	0	
Statutory Rape	0	0	
Kidnapping/Abduction	0	0	
Total	1	1	

Group B Arrests			
Offense	Adult	Juvenile	
Curfew/Litering/Vagrancy Violations	0	0	
Disorderly Conduct	0	0	
Driving Under the Influence	3	0	
Family Offenses (Nonviolent)	0	0	
Liquor Law Violations	0	0	
Trespass of Real Property	1	0	
All Other Offenses	0	0	
Total Group B	4	0	

(*) Offenses are counted using the FBI Units of Count for Crime
 (**) The 'Arrests' column shows arrests made for incidents during the selected period, regardless of arrest date. Arrest counts for the same period may change over time.
 (***) Negligent Manslaughter now includes the killing of another person associated with driving under the influence, distracted driving (using a cell or smartphone), and reckless driving fatalities.

Golden Valley County Sheriff's Office – 2025

2025 Population Estimate		1,811		Offenses (**)		Arrests (**)		
Offense Overview				Group A Offenses	Reported	Cleared	Adult	Juvenile
Offense Total		19		Crimes Against Persons (***)				
Number Cleared		9		Murder and Nonnegligent Manslaughter	0	0	0	0
Percent Cleared		47.37%		Negligent Manslaughter	0	0	0	0
Group A Crimes per 100,000 population		1,049.1		Aggravated Assault	0	0	0	0
Arrest Overview				Simple Assault	12	9	2	2
Total Arrests		12		Intimidation	0	0	0	0
Adult Arrests		10		Stalking	2	0	0	0
Juvenile Arrests		2		All Rape	0	0	0	0
Unknown Age		0		Criminal Sexual Contact	1	0	0	0
Arrests per 100,000 population		662.6		Incest	0	0	0	0
Average number offenses/incident				Statutory Rape	0	0	0	0
				Commercial Sex Acts	0	0	0	0
				Involuntary Servitude	0	0	0	0
				Kidnapping/Abduction	0	0	0	0
				Crimes Against Property				
				Arson	0	0	0	0
				Bribery	0	0	0	0
Domestic Incident Victims				Burglary/Breaking & Entering	1	0	0	0
Offense	Reported	Cleared		Counterfeiting/Forgery	0	0	0	0
Murder and Nonnegligent Manslaughter	0	0		Destruction/Damage/Vandalism of Property	1	0	0	0
Aggravated Assault	0	0		Embezzlement	0	0	0	0
Simple Assault	2	2		Extortion/Blackmail	0	0	0	0
Intimidation	0	0		False Pretenses/Swindle/Confidence Game	0	0	0	0
Stalking	0	0		Credit Card/Automated Teller Machine Fraud	0	0	0	0
All Rape	0	0		Impersonation	0	0	0	0
Criminal Sexual Contact	0	0		Welfare Fraud	0	0	0	0
Incest	0	0		Wire Fraud	0	0	0	0
Statutory Rape	0	0		Identity Theft	0	0	0	0
Kidnapping/Abduction	0	0		Hacking/Computer Invasion	1	0	0	0
Total	2	2		Robbery	0	0	0	0
Group B Arrests				Pocket-picking	0	0	0	0
Offense	Adult	Juvenile		Purse-snatching	0	0	0	0
Curfew/Loitering/Vagrancy Violations	0	0		Shoplifting	0	0	0	0
Disorderly Conduct	1	0		Theft From Building	0	0	0	0
Driving Under the Influence	6	0		Theft From Coin Operated Machine or Device	0	0	0	0
Family Offenses (Nonviolent)	0	0		Theft From Motor Vehicle	0	0	0	0
Liquor Law Violations	0	0		Theft of Motor Vehicle Parts/Accessories	0	0	0	0
Trespass of Real Property	0	0		All Other Larceny	0	0	0	0
All Other Offenses	1	0		Motor Vehicle Theft	0	0	0	0
Total Group B	8	0		Stolen Property Offenses	0	0	0	0
				Crimes Against Society				
				Drug/Narcotic Violations	1	0	0	0
				Drug Equipment Violations	0	0	0	0
				Betting/Wagering	0	0	0	0
				Operating/Promoting/Assisting Gambling	0	0	0	0
				Gambling Equipment Violations	0	0	0	0
				Sports Tampering	0	0	0	0
				Pornography/Obscene Material	0	0	0	0
				Prostitution	0	0	0	0
				Assisting or Promoting Prostitution	0	0	0	0
				Purchasing Prostitution	0	0	0	0
				Weapon Law Violations	0	0	0	0
				Animal Cruelty	0	0	0	0
				Total Group A Offenses	19	9	2	2

(*) Offenses are counted using the FBI Units of Count for Crime
 (***) The 'Arrests' column shows arrests made for incidents during the selected period, regardless of arrest date. Arrest counts for the same period may change over time.
 (***) Negligent Manslaughter now includes the killing of another person associated with driving under the influence, distracted driving (using a cell or smartphone), and reckless driving fatalities.

Grand Forks County Sheriff's Office – 2025

2025 Population Estimate		12,202	Offenses (*)		Arrests (**)	
Offense Overview			Reported	Cleared	Adult	Juvenile
Offense Total	577					
Number Cleared	256					
Percent Cleared	44.37%					
Group A Crimes per 100,000 population	4,728.7					
Arrest Overview						
Total Arrests	337					
Adult Arrests	313					
Juvenile Arrests	24					
Unknown Age	0					
Arrests per 100,000 population	2,761.8					
Average number offenses/incident	1.33					
Domestic Incident Victims						
Offense	Reported	Cleared				
Murder and Nonnegligent Manslaughter	0	0				
Aggravated Assault	7	6				
Simple Assault	16	10				
Intimidation	4	2				
Stalking	2	0				
All Rape	0	0				
Criminal Sexual Contact	2	1				
Incest	0	0				
Statutory Rape	0	0				
Kidnapping/Abduction	0	0				
Total	31	19				
Group B Arrests						
Offense	Adult	Juvenile				
Curfew/Loitering/Vagrancy Violations	0	0				
Disorderly Conduct	0	1				
Driving Under the Influence	71	0				
Family Offenses (Nonviolent)	2	3				
Liquor Law Violations	7	3				
Trespass of Real Property	2	0				
All Other Offenses	73	5				
Total Group B	155	12				
(*) Offenses are counted using the FBI Units of Count for Crime						
(**) The 'Arrests' column shows arrests made for incidents during the selected period, regardless of arrest date. Arrest counts for the same period may change over time.						
(***) Negligent Manslaughter now includes the killing of another person associated with driving under the influence, distracted driving (using a cell or smartphone), and reckless driving fatalities.						
Group A Offenses						
Crimes Against Persons (***)						
Murder and Nonnegligent Manslaughter	0	0	0	0	0	0
Negligent Manslaughter	0	0	0	0	0	0
Aggravated Assault	9	6	9	6	6	0
Simple Assault	54	30	54	30	17	9
Intimidation	20	3	20	3	3	0
Stalking	8	0	8	0	0	0
All Rape	4	0	4	0	0	0
Criminal Sexual Contact	7	1	7	1	1	0
Incest	0	0	0	0	0	0
Statutory Rape	0	0	0	0	0	0
Commercial Sex Acts	0	0	0	0	0	0
Involuntary Servitude	0	0	0	0	0	0
Kidnapping/Abduction	0	0	0	0	0	0
Crimes Against Property						
Arson	0	0	0	0	0	0
Bribery	0	0	0	0	0	0
Burglary/Breaking & Entering	11	3	11	3	5	0
Counterfeiting/Forgery	4	1	4	1	1	0
Destruction/Damage/Vandalism of Property	33	11	33	11	8	0
Embezzlement	1	0	1	0	0	0
Extortion/Blackmail	2	0	2	0	0	0
False Pretenses/Swindle/Confidence Game	29	9	29	9	9	0
Credit Card/Automated Teller Machine Fraud	0	0	0	0	0	0
Impersonation	1	0	1	0	0	0
Welfare Fraud	0	0	0	0	0	0
Wire Fraud	10	0	10	0	0	0
Identity Theft	8	0	8	0	0	0
Hacking/Computer Invasion	1	0	1	0	0	0
Robbery	0	0	0	0	0	0
Pocket-picking	0	0	0	0	0	0
Purse-snatching	0	0	0	0	0	0
Shoplifting	0	0	0	0	0	0
Theft From Building	9	1	9	1	0	0
Theft From Coin Operated Machine or Device	0	0	0	0	0	0
Theft From Motor Vehicle	3	1	3	1	1	0
Theft of Motor Vehicle Parts/Accessories	1	0	1	0	0	0
All Other Larceny	13	1	13	1	1	0
Motor Vehicle Theft	6	0	6	0	0	0
Stolen Property Offenses	1	1	1	1	0	0
Crimes Against Society						
Drug/Narcotic Violations	164	95	164	95	73	1
Drug Equipment Violations	170	89	170	89	32	1
Betting/Wagering	0	0	0	0	0	0
Operating/Promoting/Assisting Gambling	0	0	0	0	0	0
Gambling Equipment Violations	0	0	0	0	0	0
Sports Tampering	0	0	0	0	0	0
Pornography/Obscene Material	1	0	1	0	0	0
Prostitution	0	0	0	0	0	0
Assisting or Promoting Prostitution	0	0	0	0	0	0
Purchasing Prostitution	0	0	0	0	0	0
Weapon Law Violations	5	3	5	3	1	1
Animal Cruelty	2	1	2	1	0	0
Total Group A Offenses	577	256	577	256	158	12

Grant County Sheriff's Office – 2025

2025 Population Estimate		2,231	Offenses (*)		Arrests (**)		
Offense Overview			Group A Offenses	Reported	Cleared	Adult	Juvenile
Offense Total	45		Crimes Against Persons (***)				
Number Cleared	11		Murder and Nonnegligent Manslaughter	0	0	0	0
Percent Cleared	24.44%		Negligent Manslaughter	0	0	0	0
Group A Crimes per 100,000 population	2,017.0		Aggravated Assault	4	0	0	0
			Simple Assault	6	2	2	0
			Intimidation	1	0	0	0
			Stalking	3	0	0	0
			All Rape	1	0	0	0
			Criminal Sexual Contact	0	0	0	0
			Incest	0	0	0	0
			Statutory Rape	0	0	0	0
			Commercial Sex Acts	0	0	0	0
			Involuntary Servitude	0	0	0	0
			Kidnapping/Abduction	0	0	0	0
			Crimes Against Property				
			Arson	0	0	0	0
			Bribery	0	0	0	0
			Burglary/Breaking & Entering	6	1	1	0
			Counterfeiting/Forgery	0	0	0	0
			Destruction/Damage/Vandalism of Property	3	0	0	0
			Embezzlement	0	0	0	0
			Extortion/Blackmail	0	0	0	0
			False Pretenses/Swindle/Confidence Game	4	3	2	0
			Credit Card/Automated Teller Machine Fraud	0	0	0	0
			Impersonation	0	0	0	0
			Welfare Fraud	0	0	0	0
			Wire Fraud	1	0	0	0
			Identity Theft	0	0	0	0
			Hacking/Computer Invasion	0	0	0	0
			Robbery	0	0	0	0
			Pocket-picking	0	0	0	0
			Purse-snatching	0	0	0	0
			Shoplifting	1	0	0	0
			Theft From Building	4	0	0	0
			Theft From Coin Operated Machine or Device	0	0	0	0
			Theft From Motor Vehicle	4	0	0	0
			Theft of Motor Vehicle Parts/Accessories	2	0	0	0
			All Other Larceny	0	0	0	0
			Motor Vehicle Theft	0	0	0	0
			Stolen Property Offenses	2	2	0	0
			Crimes Against Society				
			Drug/Narcotic Violations	2	2	2	0
			Drug Equipment Violations	1	1	0	0
			Betting/Wagering	0	0	0	0
			Operating/Promoting/Assisting Gambling	0	0	0	0
			Gambling Equipment Violations	0	0	0	0
			Sports Tampering	0	0	0	0
			Pornography/Obscene Material	0	0	0	0
			Prostitution	0	0	0	0
			Assisting or Promoting Prostitution	0	0	0	0
			Purchasing Prostitution	0	0	0	0
			Weapon Law Violations	0	0	0	0
			Animal Cruelty	0	0	0	0
			Total Group A Offenses	45	11	7	0
Arrest Overview							
Total Arrests	18						
Adult Arrests	13						
Juvenile Arrests	5						
Unknown Age	0						
Arrests per 100,000 population	806.8						
Average number offenses/incident	1.36						
Domestic Incident Victims							
Offense	Reported	Cleared					
Murder and Nonnegligent Manslaughter	0	0					
Aggravated Assault	4	0					
Simple Assault	6	2					
Intimidation	0	0					
Stalking	0	0					
All Rape	0	0					
Criminal Sexual Contact	0	0					
Incest	0	0					
Statutory Rape	0	0					
Kidnapping/Abduction	0	0					
Total	10	2					
Group B Arrests							
Offense	Adult	Juvenile					
Curfew/Litering/Vagrancy Violations	0	0					
Disorderly Conduct	0	0					
Driving Under the Influence	4	0					
Family Offenses (Nonviolent)	0	0					
Liquor Law Violations	1	4					
Trespass of Real Property	0	0					
All Other Offenses	1	1					
Total Group B	6	5					

(*) Offenses are counted using the FBI Units of Count for Crime
 (**) The 'Arrests' column shows arrests made for incidents during the selected period, regardless of arrest date. Arrest counts for the same period may change over time.
 (***) Negligent Manslaughter now includes the killing of another person associated with driving under the influence, distracted driving (using a cell or smartphone), and reckless driving fatalities.

Griggs County Sheriff's Office – 2025

2025 Population Estimate		2,204	Offenses (*)		Arrests (**)	
Offense Overview			Reported	Cleared	Adult	Juvenile
Offense Total	47		Group A Offenses			
Number Cleared	10		Crimes Against Persons (***)			
Percent Cleared	21.28%		Murder and Nonnegligent Manslaughter	0	0	0
Group A Crimes per 100,000 population	2,132.5		Negligent Manslaughter	0	0	0
Arrest Overview			Aggravated Assault	2	0	0
Total Arrests	8		Simple Assault	2	0	0
Adult Arrests	8		Intimidation	6	4	2
Juvenile Arrests	0		Stalking	5	0	0
Unknown Age	0		All Rape	0	0	0
Arrests per 100,000 population	363.0		Criminal Sexual Contact	2	0	0
Average number offenses/incident	1.27		Incest	0	0	0
Domestic Incident Victims			Statutory Rape	0	0	0
Offense	Reported	Cleared	Commercial Sex Acts	0	0	0
Murder and Nonnegligent Manslaughter	0	0	Involuntary Servitude	0	0	0
Aggravated Assault	1	0	Kidnapping/Abduction	0	0	0
Simple Assault	1	0	Crimes Against Property			
Intimidation	2	2	Arson	0	0	0
Stalking	2	0	Bribery	0	0	0
All Rape	0	0	Burglary/Breaking & Entering	2	0	0
Criminal Sexual Contact	0	0	Counterfeiting/Forgery	1	0	0
Incest	0	0	Destruction/Damage/Vandalism of Property	7	1	0
Statutory Rape	0	0	Embezzlement	0	0	0
Kidnapping/Abduction	0	0	Extortion/Blackmail	0	0	0
Total	6	2	False Pretenses/Swindle/Confidence Game	0	0	0
Group B Arrests			Credit Card/Automated Teller Machine Fraud	0	0	0
Offense	Adult	Juvenile	Impersonation	0	0	0
Curfew/Loitering/Vagrancy Violations	0	0	Welfare Fraud	0	0	0
Disorderly Conduct	0	0	Wire Fraud	0	0	0
Driving Under the Influence	2	0	Identity Theft	0	0	0
Family Offenses (Nonviolent)	0	0	Hacking/Computer Invasion	0	0	0
Liquor Law Violations	0	0	Robbery	0	0	0
Trespass of Real Property	0	0	Pocket-picking	0	0	0
All Other Offenses	2	0	Purse-snatching	0	0	0
Total Group B	4	0	Shoplifting	0	0	0
			Theft From Building	0	0	0
			Theft From Coin Operated Machine or Device	0	0	0
			Theft From Motor Vehicle	0	0	0
			Theft of Motor Vehicle Parts/Accessories	0	0	0
			All Other Larceny	11	0	0
			Motor Vehicle Theft	1	1	0
			Stolen Property Offenses	0	0	0
			Crimes Against Society			
			Drug/Narcotic Violations	5	2	2
			Drug Equipment Violations	3	2	0
			Betting/Wagering	0	0	0
			Operating/Promoting/Assisting Gambling	0	0	0
			Gambling Equipment Violations	0	0	0
			Sports Tampering	0	0	0
			Pornography/Obscene Material	0	0	0
			Prostitution	0	0	0
			Assisting or Promoting Prostitution	0	0	0
			Purchasing Prostitution	0	0	0
			Weapon Law Violations	0	0	0
			Animal Cruelty	0	0	0
			Total Group A Offenses	47	10	4

(*) Offenses are counted using the FBI Units of Count for Crime
 (**) The 'Arrests' column shows arrests made for incidents during the selected period, regardless of arrest date. Arrest counts for the same period may change over time.
 (***) Negligent Manslaughter now includes the killing of another person associated with driving under the influence, distracted driving (using a cell or smartphone), and reckless driving fatalities.

Hettinger County Sheriff's Office – 2025

2025 Population Estimate		2,402		Offenses (*)		Arrests (**)	
				Reported	Cleared	Adult	Juvenile
Offense Overview				Group A Offenses			
Offense Total	34	Crimes Against Persons (***)					
Number Cleared	15	Murder and Nonnegligent Manslaughter					
Percent Cleared	44.12%	Negligent Manslaughter					
Group A Crimes per 100,000 population	1,415.5	Aggravated Assault					
		Simple Assault					
		Intimidation					
		Stalking					
		All Rape					
		Criminal Sexual Contact					
		Incest					
		Statutory Rape					
		Commercial Sex Acts					
		Involuntary Servitude					
		Kidnapping/Abduction					
Arrest Overview				Crimes Against Property			
Total Arrests	15	Arson					
Adult Arrests	15	Bribery					
Juvenile Arrests	0	Burglary/Breaking & Entering					
Unknown Age	0	Counterfeiting/Forgery					
Arrests per 100,000 population	624.5	Destruction/Damage/Vandalism of Property					
		Embezzlement					
		Extortion/Blackmail					
		False Pretenses/Swindle/Confidence Game					
		Credit Card/Automated Teller Machine Fraud					
		Impersonation					
		Welfare Fraud					
		Wire Fraud					
		Identity Theft					
		Hacking/Computer Invasion					
		Robbery					
		Pocket-picking					
		Purse-snatching					
		Shoplifting					
		Theft From Building					
		Theft From Coin Operated Machine or Device					
		Theft From Motor Vehicle					
		Theft of Motor Vehicle Parts/Accessories					
		All Other Larceny					
		Motor Vehicle Theft					
		Stolen Property Offenses					
Average number offenses/incident				1.36			
Domestic Incident Victims				Crimes Against Society			
Offense	Reported	Cleared	Drug/Narcotic Violations				
Murder and Nonnegligent Manslaughter	0	0	Drug Equipment Violations				
Aggravated Assault	0	0	Betting/Wagering				
Simple Assault	5	1	Operating/Promoting/Assisting Gambling				
Intimidation	0	0	Gambling Equipment Violations				
Stalking	0	0	Sports Tampering				
All Rape	0	0	Pornography/Obscene Material				
Criminal Sexual Contact	0	0	Prostitution				
Incest	0	0	Assisting or Promoting Prostitution				
Statutory Rape	0	0	Purchasing Prostitution				
Kidnapping/Abduction	0	0	Weapon Law Violations				
Total	5	1	Animal Cruelty				
Group B Arrests				Total Group A Offenses			
Offense	Adult	Juvenile	Reported	Cleared	Adult	Juvenile	
Curfew/Loitering/Vagrancy Violations	0	0	34	15	10	0	
Disorderly Conduct	1	0					
Driving Under the Influence	3	0					
Family Offenses (Nonviolent)	0	0					
Liquor Law Violations	0	0					
Trespass of Real Property	0	0					
All Other Offenses	1	0					
Total Group B	5	0					

(*) Offenses are counted using the FBI Units of Count for Crime
(**) The 'Arrests' column shows arrests made for incidents during the selected period, regardless of arrest date. Arrest counts for the same period may change over time.
(***) Negligent Manslaughter now includes the killing of another person associated with driving under the influence, distracted driving (using a cell or smartphone), and reckless driving fatalities.

Kidder County Sheriff's Office – 2025

2025 Population Estimate		1,708	Offenses (*)		Arrests (**)	
Offense Overview			Reported	Cleared	Adult	Juvenile
Offense Total	22					
Number Cleared	5					
Percent Cleared	22.73%					
Group A Crimes per 100,000 population	1,288.1					
Arrest Overview						
Total Arrests	8					
Adult Arrests	8					
Juvenile Arrests	0					
Unknown Age	0					
Arrests per 100,000 population	468.4					
Average number offenses/incident	1.00					
Domestic Incident Victims						
Offense	Reported	Cleared				
Murder and Nonnegligent Manslaughter	0	0				
Aggravated Assault	0	0				
Simple Assault	3	3				
Intimidation	0	0				
Stalking	0	0				
All Rape	0	0				
Criminal Sexual Contact	0	0				
Incest	0	0				
Statutory Rape	0	0				
Kidnapping/Abduction	0	0				
Total	3	3				
Group B Arrests						
Offense	Adult	Juvenile				
Curfew/Loitering/Vagrancy Violations	0	0				
Disorderly Conduct	0	0				
Driving Under the Influence	0	0				
Family Offenses (Nonviolent)	0	0				
Liquor Law Violations	0	0				
Trespass of Real Property	1	0				
All Other Offenses	3	0				
Total Group B	4	0				
Group A Offenses						
Crimes Against Persons (***)						
Murder and Nonnegligent Manslaughter	0	0	0	0	0	0
Negligent Manslaughter	0	0	0	0	0	0
Aggravated Assault	0	0	0	0	0	0
Simple Assault	3	3	3	0	0	0
Intimidation	0	0	0	0	0	0
Stalking	0	0	0	0	0	0
All Rape	0	0	0	0	0	0
Criminal Sexual Contact	0	0	0	0	0	0
Incest	0	0	0	0	0	0
Statutory Rape	0	0	0	0	0	0
Commercial Sex Acts	0	0	0	0	0	0
Involuntary Servitude	0	0	0	0	0	0
Kidnapping/Abduction	0	0	0	0	0	0
Crimes Against Property						
Arson	0	0	0	0	0	0
Bribery	0	0	0	0	0	0
Burglary/Breaking & Entering	2	0	0	0	0	0
Counterfeiting/Forgery	1	0	0	0	0	0
Destruction/Damage/Vandalism of Property	4	0	0	0	0	0
Embezzlement	0	0	0	0	0	0
Extortion/Blackmail	0	0	0	0	0	0
False Pretenses/Swindle/Confidence Game	1	0	0	0	0	0
Credit Card/Automated Teller Machine Fraud	0	0	0	0	0	0
Impersonation	0	0	0	0	0	0
Welfare Fraud	1	0	0	0	0	0
Wire Fraud	0	0	0	0	0	0
Identity Theft	0	0	0	0	0	0
Hacking/Computer Invasion	0	0	0	0	0	0
Robbery	0	0	0	0	0	0
Pocket-picking	0	0	0	0	0	0
Purse-snatching	0	0	0	0	0	0
Shoplifting	0	0	0	0	0	0
Theft From Building	0	0	0	0	0	0
Theft From Coin Operated Machine or Device	0	0	0	0	0	0
Theft From Motor Vehicle	1	0	0	0	0	0
Theft of Motor Vehicle Parts/Accessories	1	0	0	0	0	0
All Other Larceny	4	0	0	0	0	0
Motor Vehicle Theft	2	0	0	0	0	0
Stolen Property Offenses	0	0	0	0	0	0
Crimes Against Society						
Drug/Narcotic Violations	1	1	1	0	0	0
Drug Equipment Violations	0	0	0	0	0	0
Betting/Wagering	0	0	0	0	0	0
Operating/Promoting/Assisting Gambling	0	0	0	0	0	0
Gambling Equipment Violations	0	0	0	0	0	0
Sports Tampering	0	0	0	0	0	0
Pornography/Obscene Material	0	0	0	0	0	0
Prostitution	0	0	0	0	0	0
Assisting or Promoting Prostitution	0	0	0	0	0	0
Purchasing Prostitution	0	0	0	0	0	0
Weapon Law Violations	1	1	0	0	0	0
Animal Cruelty	0	0	0	0	0	0
Total Group A Offenses	22	5	4	0	0	0

(*) Offenses are counted using the FBI Units of Count for Crime
(**) The 'Arrests' column shows arrests made for incidents during the selected period, regardless of arrest date. Arrest counts for the same period may change over time.
(***) Negligent Manslaughter now includes the killing of another person associated with driving under the influence, distracted driving (using a cell or smartphone), and reckless driving fatalities.

LaMoure County Sheriff's Office – 2025

2025 Population Estimate		3,294	Offenses (**)		Arrests (**)		
Offense Overview			Group A Offenses	Reported	Cleared	Adult	Juvenile
Offense Total	28		Crimes Against Persons (***)				
Number Cleared	8		Murder and Nonnegligent Manslaughter	0	0	0	0
Percent Cleared	28.57%		Negligent Manslaughter	0	0	0	0
Group A Crimes per 100,000 population	850.0		Aggravated Assault	1	1	0	1
			Simple Assault	4	0	0	0
			Intimidation	6	1	0	0
			Stalking	2	0	0	0
			All Rape	0	0	0	0
			Criminal Sexual Contact	0	0	0	0
			Incest	0	0	0	0
			Statutory Rape	0	0	0	0
			Commercial Sex Acts	0	0	0	0
			Involuntary Servitude	0	0	0	0
			Kidnapping/Abduction	0	0	0	0
			Crimes Against Property				
			Arson	0	0	0	0
			Bribery	0	0	0	0
			Burglary/Breaking & Entering	1	1	0	3
			Counterfeiting/Forgery	0	0	0	0
			Destruction/Damage/Vandalism of Property	2	2	0	0
			Embezzlement	0	0	0	0
			Extortion/Blackmail	0	0	0	0
			False Pretenses/Swindle/Confidence Game	1	1	1	0
			Credit Card/Automated Teller Machine Fraud	1	0	0	0
			Impersonation	0	0	0	0
			Welfare Fraud	0	0	0	0
			Wire Fraud	0	0	0	0
			Identity Theft	2	0	0	0
			Hacking/Computer Invasion	0	0	0	0
			Robbery	0	0	0	0
			Pocket-picking	0	0	0	0
			Purse-snatching	0	0	0	0
			Shoplifting	0	0	0	0
			Theft From Building	0	0	0	0
			Theft From Coin Operated Machine or Device	0	0	0	0
			Theft From Motor Vehicle	0	0	0	0
			Theft of Motor Vehicle Parts/Accessories	0	0	0	0
			All Other Larceny	2	0	0	0
			Motor Vehicle Theft	3	0	0	0
			Stolen Property Offenses	0	0	0	0
			Crimes Against Society				
			Drug/Narcotic Violations	1	1	0	0
			Drug Equipment Violations	2	1	1	0
			Betting/Wagering	0	0	0	0
			Operating/Promoting/Assisting Gambling	0	0	0	0
			Gambling Equipment Violations	0	0	0	0
			Sports Tampering	0	0	0	0
			Pornography/Obscene Material	0	0	0	0
			Prostitution	0	0	0	0
			Assisting or Promoting Prostitution	0	0	0	0
			Purchasing Prostitution	0	0	0	0
			Weapon Law Violations	0	0	0	0
			Animal Cruelty	0	0	0	0
			Total Group A Offenses	28	8	2	4

Arrest Overview		
Total Arrests	15	
Adult Arrests	8	
Juvenile Arrests	7	
Unknown Age	0	
Arrests per 100,000 population	455.4	
Average number offenses/incident	1.56	

Domestic Incident Victims			
Offense	Reported	Cleared	
Murder and Nonnegligent Manslaughter	0	0	
Aggravated Assault	1	1	
Simple Assault	3	0	
Intimidation	5	1	
Stalking	1	0	
All Rape	0	0	
Criminal Sexual Contact	0	0	
Incest	0	0	
Statutory Rape	0	0	
Kidnapping/Abduction	0	0	
Total	10	2	

Group B Arrests			
Offense	Adult	Juvenile	
Curfew/Littering/Vagrancy Violations	0	0	
Disorderly Conduct	0	0	
Driving Under the Influence	3	0	
Family Offenses (Nonviolent)	0	3	
Liquor Law Violations	0	0	
Trespass of Real Property	1	0	
All Other Offenses	2	0	
Total Group B	6	3	

(*) Offenses are counted using the FBI Units of Count for Crime
(**) The 'Arrests' column shows arrests made for incidents during the selected period, regardless of arrest date. Arrest counts for the same period may change over time.
(***) Negligent Manslaughter now includes the killing of another person associated with driving under the influence, distracted driving (using a cell or smartphone), and reckless driving fatalities.

Logan County Sheriff's Office – 2025

2025 Population Estimate		1,876		Offenses (*)		Arrests (**)	
				Reported	Cleared	Adult	Juvenile
Offense Overview				Group A Offenses			
Offense Total	8	Crimes Against Persons (***)					
Number Cleared	6	Murder and Nonnegligent Manslaughter					
Percent Cleared	75.00%	Negligent Manslaughter					
Group A Crimes per 100,000 population	425.4	Aggravated Assault					
		Simple Assault					
		Intimidation					
		Stalking					
		All Rape					
		Criminal Sexual Contact					
		Incest					
		Statutory Rape					
		Commercial Sex Acts					
		Involuntary Servitude					
		Kidnapping/Abduction					
		Crimes Against Property					
		Arson					
		Bribery					
		Burglary/Breaking & Entering					
		Counterfeiting/Forgery					
		Destruction/Damage/Vandalism of Property					
		Embezzlement					
		Extortion/Blackmail					
		False Pretenses/Swindle/Confidence Game					
		Credit Card/Automated Teller Machine Fraud					
		Impersonation					
		Welfare Fraud					
		Wire Fraud					
		Identity Theft					
		Hacking/Computer Invasion					
		Robbery					
		Pocket-picking					
		Purse-snatching					
		Shoplifting					
		Theft From Building					
		Theft From Coin Operated Machine or Device					
		Theft From Motor Vehicle					
		Theft of Motor Vehicle Parts/Accessories					
		All Other Larceny					
		Motor Vehicle Theft					
		Stolen Property Offenses					
		Crimes Against Society					
		Drug/Narcotic Violations					
		Drug Equipment Violations					
		Betting/Wagering					
		Operating/Promoting/Assisting Gambling					
		Gambling Equipment Violations					
		Sports Tampering					
		Pornography/Obscene Material					
		Prostitution					
		Assisting or Promoting Prostitution					
		Purchasing Prostitution					
		Weapon Law Violations					
		Animal Cruelty					
		Total Group A Offenses					
Arrest Overview							
Total Arrests	15						
Adult Arrests	15						
Juvenile Arrests	0						
Unknown Age	0						
Arrests per 100,000 population	799.6						
Average number offenses/incident	1.00						
Domestic Incident Victims							
Offense	Reported	Cleared					
Murder and Nonnegligent Manslaughter	0	0					
Aggravated Assault	0	0					
Simple Assault	1	1					
Intimidation	0	0					
Stalking	0	0					
All Rape	1	1					
Criminal Sexual Contact	0	0					
Incest	0	0					
Statutory Rape	0	0					
Kidnapping/Abduction	0	0					
Total	2	2					
Group B Arrests							
Offense	Adult	Juvenile					
Curfew/Loitering/Vagrancy Violations	0	0					
Disorderly Conduct	2	0					
Driving Under the Influence	5	0					
Family Offenses (Nonviolent)	0	0					
Liquor Law Violations	2	0					
Trespass of Real Property	0	0					
All Other Offenses	0	0					
Total Group B	9	0					

(*) Offenses are counted using the FBI Units of Count for Crime
 (**) The 'Arrests' column shows arrests made for incidents during the selected period, regardless of arrest date. Arrest counts for the same period may change over time.
 (***) Negligent Manslaughter now includes the killing of another person associated with driving under the influence, distracted driving (using a cell or smartphone), and reckless driving fatalities.

McHenry County Sheriff's Office – 2025

2025 Population Estimate		5,080		Offenses (*)		Arrests (**)			
				Reported	Cleared	Adult	Juvenile		
Offense Overview				Group A Offenses					
Offense Total	175	Crimes Against Persons (***)							
Number Cleared	115	Murder and Nonnegligent Manslaughter							
Percent Cleared	65.71%	Negligent Manslaughter							
Group A Crimes per 100,000 population	3,444.9	Aggravated Assault							
				Simple Assault					
				Intimidation					
				Stalking					
				All Rape					
				Criminal Sexual Contact					
				Incest					
				Statutory Rape					
				Commercial Sex Acts					
				Involuntary Servitude					
				Kidnapping/Abduction					
Arrest Overview				Crimes Against Property					
Total Arrests	113	Arson							
Adult Arrests	109	Bribery							
Juvenile Arrests	4	Burglary/Breaking & Entering							
Unknown Age	0	Counterfeiting/Forgery							
Arrests per 100,000 population	2,224.4	Destruction/Damage/Vandalism of Property							
				Embezzlement					
				Extortion/Blackmail					
				False Pretenses/Swindle/Confidence Game					
				Credit Card/Automated Teller Machine Fraud					
				Impersonation					
				Welfare Fraud					
				Wire Fraud					
				Identity Theft					
				Hacking/Computer Invasion					
				Robbery					
				Pocket-picking					
				Purse-snatching					
				Shoplifting					
				Theft From Building					
				Theft From Coin Operated Machine or Device					
				Theft From Motor Vehicle					
				Theft of Motor Vehicle Parts/Accessories					
				All Other Larceny					
				Motor Vehicle Theft					
				Stolen Property Offenses					
				Crimes Against Society					
				Drug/Narcotic Violations					
				Drug Equipment Violations					
				Betting/Wagering					
				Operating/Promoting/Assisting Gambling					
				Gambling Equipment Violations					
				Sports Tampering					
				Pornography/Obscene Material					
				Prostitution					
				Assisting or Promoting Prostitution					
				Purchasing Prostitution					
				Weapon Law Violations					
				Animal Cruelty					
				Total Group A Offenses					
				175	115	74	3		
Domestic Incident Victims									
Offense	Reported	Cleared							
Murder and Nonnegligent Manslaughter	0	0							
Aggravated Assault	1	1							
Simple Assault	11	9							
Intimidation	1	1							
Stalking	0	0							
All Rape	0	0							
Criminal Sexual Contact	0	0							
Incest	0	0							
Statutory Rape	0	0							
Kidnapping/Abduction	0	0							
Total	13	11							
Group B Arrests									
Offense	Adult	Juvenile							
Curfew/Litering/Vagrancy Violations	0	0							
Disorderly Conduct	0	0							
Driving Under the Influence	20	1							
Family Offenses (Nonviolent)	0	0							
Liquor Law Violations	4	0							
Trespass of Real Property	0	0							
All Other Offenses	11	0							
Total Group B	35	1							

(*) Offenses are counted using the FBI Units of Count for Crime
 (**) The 'Arrests' column shows arrests made for incidents during the selected period, regardless of arrest date. Arrest counts for the same period may change over time.
 (***) Negligent Manslaughter now includes the killing of another person associated with driving under the influence, distracted driving (using a cell or smartphone), and reckless driving fatalities.

McIntosh County Sheriff's Office – 2025

2025 Population Estimate		1,617		Offenses (*)		Arrests (**)	
Offense Overview				Reported	Cleared	Adult	Juvenile
Offense Total	38	Group A Offenses					
Number Cleared	7	Crimes Against Persons (***)					
Percent Cleared	18.42%	Murder and Nonnegligent Manslaughter	0	0	0	0	
Group A Crimes per 100,000 population	2,350.0	Negligent Manslaughter	0	0	0	0	
		Aggravated Assault	0	0	0	0	
		Simple Assault	5	4	4	0	
		Intimidation	2	0	0	0	
		Stalking	3	0	0	0	
		All Rape	0	0	0	0	
		Criminal Sexual Contact	0	0	0	0	
		Incest	0	0	0	0	
		Statutory Rape	0	0	0	0	
		Commercial Sex Acts	0	0	0	0	
		Involuntary Servitude	0	0	0	0	
		Kidnapping/Abduction	0	0	0	0	
		Crimes Against Property					
		Arson	0	0	0	0	
		Bribery	0	0	0	0	
		Burglary/Breaking & Entering	4	0	0	0	
		Counterfeiting/Forgery	0	0	0	0	
		Destruction/Damage/Vandalism of Property	12	0	0	0	
		Embezzlement	0	0	0	0	
		Extortion/Blackmail	0	0	0	0	
		False Pretenses/Swindle/Confidence Game	0	0	0	0	
		Credit Card/Automated Teller Machine Fraud	0	0	0	0	
		Impersonation	0	0	0	0	
		Welfare Fraud	0	0	0	0	
		Wire Fraud	0	0	0	0	
		Identity Theft	1	0	0	0	
		Hacking/Computer Invasion	0	0	0	0	
		Robbery	0	0	0	0	
		Packet-picking	0	0	0	0	
		Purse-snatching	0	0	0	0	
		Shoplifting	1	1	0	1	
		Theft From Building	0	0	0	0	
		Theft From Coin Operated Machine or Device	0	0	0	0	
		Theft From Motor Vehicle	1	0	0	0	
		Theft of Motor Vehicle Parts/Accessories	0	0	0	0	
		All Other Larceny	9	2	1	1	
		Motor Vehicle Theft	0	0	0	0	
		Stolen Property Offenses	0	0	0	0	
		Crimes Against Society					
		Drug/Narcotic Violations	0	0	0	0	
		Drug Equipment Violations	0	0	0	0	
		Betting/Wagering	0	0	0	0	
		Operating/Promoting/Assisting Gambling	0	0	0	0	
		Gambling Equipment Violations	0	0	0	0	
		Sports Tampering	0	0	0	0	
		Pornography/Obscene Material	0	0	0	0	
		Prostitution	0	0	0	0	
		Assisting or Promoting Prostitution	0	0	0	0	
		Purchasing Prostitution	0	0	0	0	
		Weapon Law Violations	0	0	0	0	
		Animal Cruelty	0	0	0	0	
		Total Group A Offenses	38	7	5	2	
Arrest Overview							
Total Arrests	12						
Adult Arrests	9						
Juvenile Arrests	3						
Unknown Age	0						
Arrests per 100,000 population	742.1						
Average number offenses/incident	1.09						
Domestic Incident Victims							
Offense	Reported	Cleared					
Murder and Nonnegligent Manslaughter	0	0					
Aggravated Assault	0	0					
Simple Assault	5	4					
Intimidation	1	0					
Stalking	2	0					
All Rape	0	0					
Criminal Sexual Contact	0	0					
Incest	0	0					
Statutory Rape	0	0					
Kidnapping/Abduction	0	0					
Total	8	4					
Group B Arrests							
Offense	Adult	Juvenile					
Curfew/Loitering/Vagrancy Violations	0	0					
Disorderly Conduct	1	0					
Driving Under the Influence	2	0					
Family Offenses (Nonviolent)	0	1					
Liquor Law Violations	0	0					
Trespass of Real Property	0	0					
All Other Offenses	1	0					
Total Group B	4	1					

(*) Offenses are counted using the FBI Units of Count for Crime
(**) The 'Arrests' column shows arrests made for incidents during the selected period, regardless of arrest date. Arrest counts for the same period may change over time.
(***) Negligent Manslaughter now includes the killing of another person associated with driving under the influence, distracted driving (using a cell or smartphone), and reckless driving fatalities.

McKenzie County Sheriff's Office – 2025

2025 Population Estimate		8,561	Offenses (**)		Arrests (**)	
Offense Overview			Reported	Cleared	Adult	Juvenile
Offense Total	338					
Number Cleared	121					
Percent Cleared	35.80%					
Group A Crimes per 100,000 population	3,948.1					
Arrest Overview						
Total Arrests	347					
Adult Arrests	335					
Juvenile Arrests	12					
Unknown Age	0					
Arrests per 100,000 population	4,053.3					
Average number offenses/incident	1.30					
Domestic Incident Victims						
Offense	Reported	Cleared				
Murder and Nonnegligent Manslaughter	0	0				
Aggravated Assault	6	4				
Simple Assault	37	24				
Intimidation	5	3				
Stalking	0	0				
All Rape	0	0				
Criminal Sexual Contact	0	0				
Incest	0	0				
Statutory Rape	0	0				
Kidnapping/Abduction	0	0				
Total	48	31				
Group B Arrests						
Offense	Adult	Juvenile				
Curfew/Loitering/Vagrancy Violations	0	0				
Disorderly Conduct	4	0				
Driving Under the Influence	183	2				
Family Offenses (Nonviolent)	1	0				
Liquor Law Violations	6	1				
Trespass of Real Property	9	0				
All Other Offenses	55	1				
Total Group B	258	4				
(**) Offenses are counted using the FBI Units of Count for Crime						
(***) The 'Arrests' column shows arrests made for incidents during the selected period, regardless of arrest date. Arrest counts for the same period may change over time.						
(***) Negligent Manslaughter now includes the killing of another person associated with driving under the influence, distracted driving (using a cell or smartphone), and reckless-driving fatalities.						
Group A Offenses						
Crimes Against Persons (***)						
Murder and Nonnegligent Manslaughter	0	0	0	0	0	0
Negligent Manslaughter	0	0	0	0	0	0
Aggravated Assault	9	6	6	0	0	0
Simple Assault	52	29	19	6	0	0
Intimidation	19	11	8	0	0	0
Stalking	0	0	0	0	0	0
All Rape	0	0	0	0	0	0
Criminal Sexual Contact	0	0	0	0	0	0
Incest	0	0	0	0	0	0
Statutory Rape	0	0	0	0	0	0
Commercial Sex Acts	0	0	0	0	0	0
Involuntary Servitude	0	0	0	0	0	0
Kidnapping/Abduction	1	0	0	0	0	0
Crimes Against Property						
Arson	1	0	0	0	0	0
Bribery	0	0	0	0	0	0
Burglary/Breaking & Entering	5	0	0	0	0	0
Counterfeiting/Forgery	7	5	3	0	0	0
Destruction/Damage/Vandalism of Property	24	7	2	1	0	0
Embezzlement	0	0	0	0	0	0
Extortion/Blackmail	1	0	0	0	0	0
False Pretenses/Swindle/Confidence Game	8	1	0	0	0	0
Credit Card/Automated Teller Machine Fraud	0	0	0	0	0	0
Impersonation	0	0	0	0	0	0
Welfare Fraud	0	0	0	0	0	0
Wire Fraud	3	0	0	0	0	0
Identity Theft	0	0	0	0	0	0
Hacking/Computer Invasion	0	0	0	0	0	0
Robbery	0	0	0	0	0	0
Pocket-picking	0	0	0	0	0	0
Purse-snatching	0	0	0	0	0	0
Shoplifting	0	0	0	0	0	0
Theft From Building	0	0	0	0	0	0
Theft From Coin Operated Machine or Device	0	0	0	0	0	0
Theft From Motor Vehicle	1	0	0	0	0	0
Theft of Motor Vehicle Parts/Accessories	0	0	0	0	0	0
All Other Larceny	46	5	4	0	0	0
Motor Vehicle Theft	8	1	0	0	0	0
Stolen Property Offenses	6	2	1	0	0	0
Crimes Against Society						
Drug/Narcotic Violations	64	25	21	1	0	0
Drug Equipment Violations	73	26	11	0	0	0
Betting/Wagering	0	0	0	0	0	0
Operating/Promoting/Assisting Gambling	0	0	0	0	0	0
Gambling Equipment Violations	0	0	0	0	0	0
Sports Tampering	0	0	0	0	0	0
Pornography/Obscene Material	3	1	1	0	0	0
Prostitution	0	0	0	0	0	0
Assisting or Promoting Prostitution	0	0	0	0	0	0
Purchasing Prostitution	0	0	0	0	0	0
Weapon Law Violations	6	2	1	0	0	0
Animal Cruelty	1	0	0	0	0	0
Total Group A Offenses	338	121	77	8		

McLean County Sheriff's Office – 2025

2025 Population Estimate		8,379		Offenses (*)		Arrests (**)			
Offense Overview				Group A Offenses	Reported	Cleared	Adult	Juvenile	
Offense Total		440		Crimes Against Persons (***)					
Number Cleared		216		Murder and Nonnegligent Manslaughter	0	0	0	0	
Percent Cleared		49.09%		Negligent Manslaughter	0	0	0	0	
Group A Crimes per 100,000 population		5,251.2		Aggravated Assault	8	5	1	3	
Arrest Overview				Simple Assault	36	18	14	2	
Total Arrests		246		Intimidation	12	4	2	0	
Adult Arrests		231		Stalking	31	5	4	0	
Juvenile Arrests		15		All Rape	1	0	0	0	
Unknown Age		0		Criminal Sexual Contact	4	0	0	0	
Arrests per 100,000 population		2,935.9		Incest	0	0	0	0	
				Statutory Rape	1	0	0	0	
				Commercial Sex Acts	0	0	0	0	
				Involuntary Servitude	0	0	0	0	
				Kidnapping/Abduction	0	0	0	0	
				Crimes Against Property					
Average number offenses/incident				1.28	Arson	1	0	0	0
Domestic Incident Victims				Bribery	0	0	0	0	
Offense	Reported	Cleared		Burglary/Breaking & Entering	8	1	2	0	
Murder and Nonnegligent Manslaughter	0	0		Counterfeiting/Forgery	10	6	5	0	
Aggravated Assault	5	3		Destruction/Damage/Vandalism of Property	34	11	4	2	
Simple Assault	19	11		Embezzlement	2	1	0	0	
Intimidation	4	0		Extortion/Blackmail	1	0	0	0	
Stalking	10	0		False Pretenses/Swindle/Confidence Game	15	9	8	0	
All Rape	0	0		Credit Card/Automated Teller Machine Fraud	3	1	3	0	
Criminal Sexual Contact	1	0		Impersonation	0	0	0	0	
Incest	0	0		Welfare Fraud	0	0	0	0	
Statutory Rape	0	0		Wire Fraud	10	0	0	0	
Kidnapping/Abduction	0	0		Identity Theft	4	2	0	0	
Total	39	14		Hacking/Computer Invasion	2	0	0	0	
Group B Arrests				Robbery	0	0	0	0	
Offense	Adult	Juvenile		Pocket-picking	0	0	0	0	
Curfew/Litering/Vagrancy Violations	0	0		Purse-snatching	0	0	0	0	
Disorderly Conduct	7	0		Shoplifting	1	1	1	0	
Driving Under the Influence	43	1		Theft From Building	1	0	0	0	
Family Offenses (Nonviolent)	3	3		Theft From Coin Operated Machine or Device	0	0	0	0	
Liquor Law Violations	7	1		Theft From Motor Vehicle	5	2	2	0	
Trespass of Real Property	1	0		Theft of Motor Vehicle Parts/Accessories	5	1	1	0	
All Other Offenses	15	0		All Other Larceny	45	10	12	0	
Total Group B	76	5		Motor Vehicle Theft	12	1	1	0	
				Stolen Property Offenses	7	4	0	0	
				Crimes Against Society					
				Drug/Narcotic Violations	88	65	67	2	
				Drug Equipment Violations	77	64	24	1	
				Betting/Wagering	0	0	0	0	
				Operating/Promoting/Assisting Gambling	0	0	0	0	
				Gambling Equipment Violations	0	0	0	0	
				Sports Tampering	0	0	0	0	
				Pornography/Obscene Material	3	1	1	0	
				Prostitution	0	0	0	0	
				Assisting or Promoting Prostitution	0	0	0	0	
				Purchasing Prostitution	1	0	0	0	
				Weapon Law Violations	7	4	3	0	
				Animal Cruelty	5	0	0	0	
				Total Group A Offenses	440	216	155	10	

(*) Offenses are counted using the FBI Units of Count for Crime
 (**) The 'Arrests' column shows arrests made for incidents during the selected period, regardless of arrest date. Arrest counts for the same period may change over time.
 (***) Negligent Manslaughter now includes the killing of another person associated with driving under the influence, distracted driving (using a cell or smartphone), and reckless driving fatalities.

Mercer County Sheriff's Office – 2025

2025 Population Estimate		2,993		Offenses (*)		Arrests (**)	
				Reported	Cleared	Adult	Juvenile
Offense Overview				Group A Offenses			
Offense Total	85	Crimes Against Persons (***)					
Number Cleared	47	Murder and Nonnegligent Manslaughter					
Percent Cleared	55.29%	Negligent Manslaughter					
Group A Crimes per 100,000 population	2,840.0	Aggravated Assault					
		Simple Assault					
		Intimidation					
		Stalking					
		All Rape					
		Criminal Sexual Contact					
		Incest					
		Statutory Rape					
		Commercial Sex Acts					
		Involuntary Servitude					
		Kidnapping/Abduction					
Arrest Overview				Crimes Against Property			
Total Arrests	78	Arson					
Adult Arrests	77	Bribery					
Juvenile Arrests	1	Burglary/Breaking & Entering					
Unknown Age	0	Counterfeiting/Forgery					
Arrests per 100,000 population	2,606.1	Destruction/Damage/Vandalism of Property					
		Embezzlement					
		Extortion/Blackmail					
		False Pretenses/Swindle/Confidence Game					
		Credit Card/Automated Teller Machine Fraud					
		Impersonation					
		Welfare Fraud					
		Wire Fraud					
		Identity Theft					
		Hacking/Computer Invasion					
		Robbery					
		Pocket-picking					
		Purse-snatching					
		Shoplifting					
		Theft From Building					
		Theft From Coin Operated Machine or Device					
		Theft From Motor Vehicle					
		Theft of Motor Vehicle Parts/Accessories					
		All Other Larceny					
		Motor Vehicle Theft					
		Stolen Property Offenses					
Average number offenses/incident				Crimes Against Society			
	1.25	Drug/Narcotic Violations					
		Drug Equipment Violations					
		Betting/Wagering					
		Operating/Promoting/Assisting Gambling					
		Gambling Equipment Violations					
		Sports Tampering					
		Pornography/Obscene Material					
		Prostitution					
		Assisting or Promoting Prostitution					
		Purchasing Prostitution					
		Weapon Law Violations					
		Animal Cruelty					
		Total Group A Offenses					
		85	47	33	1		
Domestic Incident Victims							
Offense	Reported	Cleared					
Murder and Nonnegligent Manslaughter	0	0					
Aggravated Assault	1	1					
Simple Assault	6	4					
Intimidation	0	0					
Stalking	0	0					
All Rape	0	0					
Criminal Sexual Contact	1	0					
Incest	0	0					
Statutory Rape	0	0					
Kidnapping/Abduction	0	0					
Total	8	5					
Group B Arrests							
Offense	Adult	Juvenile					
Curfew/Loitering/Vagrancy Violations	0	0					
Disorderly Conduct	5	0					
Driving Under the Influence	15	0					
Family Offenses (Nonviolent)	1	0					
Liquor Law Violations	14	0					
Trespass of Real Property	0	0					
All Other Offenses	9	0					
Total Group B	44	0					

(*) Offenses are counted using the FBI Units of Count for Crime
 (**) The 'Arrests' column shows arrests made for incidents during the selected period, regardless of arrest date. Arrest counts for the same period may change over time.
 (***) Negligent Manslaughter now includes the killing of another person associated with driving under the influence, distracted driving (using a cell or smartphone), and reckless driving fatalities.

Morton County Sheriff's Office – 2025

2025 Population Estimate		9,407	Offenses (*)		Arrests (**)		
Offense Overview			Reported	Cleared	Adult	Juvenile	
Offense Total		259	Group A Offenses				
Number Cleared		78	Crimes Against Persons (***)				
Percent Cleared		30.12%	Murder and Nonnegligent Manslaughter	0	0	0	0
Group A Crimes per 100,000 population		2,753.3	Negligent Manslaughter	0	0	0	0
Arrest Overview			Aggravated Assault	8	5	4	0
Total Arrests		129	Simple Assault	34	14	11	2
Adult Arrests		113	Intimidation	12	7	1	0
Juvenile Arrests		16	Stalking	21	0	0	0
Unknown Age		0	All Rape	1	0	0	0
Arrests per 100,000 population		1,371.3	Criminal Sexual Contact	14	0	0	0
Average number offenses/incident		1.22	Incest	0	0	0	0
Domestic Incident Victims			Statutory Rape	0	0	0	0
Offense	Reported	Cleared	Commercial Sex Acts	0	0	0	0
Murder and Nonnegligent Manslaughter	0	0	Involuntary Servitude	0	0	0	0
Aggravated Assault	5	2	Kidnapping/Abduction	1	1	0	0
Simple Assault	21	12	Crimes Against Property				
Intimidation	1	0	Arson	0	0	0	0
Stalking	10	0	Bribery	0	0	0	0
All Rape	0	0	Burglary/Breaking & Entering	5	0	0	0
Criminal Sexual Contact	6	0	Counterfeiting/Forgery	5	3	3	0
Incest	0	0	Destruction/Damage/Vandalism of Property	23	3	0	1
Statutory Rape	0	0	Embezzlement	0	0	0	0
Kidnapping/Abduction	1	1	Extortion/Blackmail	1	0	0	0
Total	44	15	False Pretenses/Swindle/Confidence Game	15	10	8	1
Group B Arrests			Credit Card/Automated Teller Machine Fraud	1	0	0	0
Offense	Adult	Juvenile	Impersonation	0	0	0	0
Curfew/Loitering/Vagrancy Violations	0	0	Welfare Fraud	0	0	0	0
Disorderly Conduct	0	3	Wire Fraud	9	0	0	0
Driving Under the Influence	28	1	Identity Theft	5	0	0	0
Family Offenses (Nonviolent)	0	0	Hacking/Computer Invasion	0	0	0	0
Liquor Law Violations	22	2	Robbery	1	1	3	0
Trespass of Real Property	0	0	Pocket-picking	0	0	0	0
All Other Offenses	15	3	Purse-snatching	0	0	0	0
Total Group B	65	9	Shoplifting	0	0	0	0
			Theft From Building	0	0	0	0
			Theft From Coin Operated Machine or Device	0	0	0	0
			Theft From Motor Vehicle	5	0	0	0
			Theft of Motor Vehicle Parts/Accessories	2	0	0	0
			All Other Larceny	33	2	0	2
			Motor Vehicle Theft	4	1	0	0
			Stolen Property Offenses	2	0	0	0
			Crimes Against Society				
			Drug/Narcotic Violations	20	14	10	0
			Drug Equipment Violations	21	16	7	1
			Betting/Wagering	0	0	0	0
			Operating/Promoting/Assisting Gambling	0	0	0	0
			Gambling Equipment Violations	0	0	0	0
			Sports Tampering	0	0	0	0
			Pornography/Obscene Material	2	0	0	0
			Prostitution	0	0	0	0
			Assisting or Promoting Prostitution	0	0	0	0
			Purchasing Prostitution	0	0	0	0
			Weapon Law Violations	1	1	1	0
			Animal Cruelty	13	0	0	0
			Total Group A Offenses	259	78	48	7

(*) Offenses are counted using the FBI Units of Count for Crime
(**) The 'Arrests' column shows arrests made for incidents during the selected period, regardless of arrest date. Arrest counts for the same period may change over time.
(***) Negligent Manslaughter now includes the killing of another person associated with driving under the influence, distracted driving (using a cell or smartphone), and reckless driving fatalities.

Mountrail County Sheriff's Office – 2025

2025 Population Estimate		4,469	Offenses (*)		Arrests (**)	
Offense Overview			Reported	Cleared	Adult	Juvenile
Offense Total	130		Group A Offenses			
Number Cleared	42		Crimes Against Persons (***)			
Percent Cleared	32.31%		Murder and Nonnegligent Manslaughter	0	0	0
Group A Crimes per 100,000 population	2,908.9		Negligent Manslaughter	0	0	0
			Aggravated Assault	5	2	2
			Simple Assault	18	12	9
			Intimidation	12	4	1
			Stalking	3	0	0
			All Rape	0	0	0
			Criminal Sexual Contact	1	1	0
			Incest	0	0	0
			Statutory Rape	0	0	0
			Commercial Sex Acts	0	0	0
			Involuntary Servitude	0	0	0
			Kidnapping/Abduction	0	0	0
			Crimes Against Property			
			Arson	2	0	0
			Bribery	0	0	0
			Burglary/Breaking & Entering	4	1	1
			Counterfeiting/Forgery	0	0	0
			Destruction/Damage/Vandalism of Property	17	0	0
			Embezzlement	0	0	0
			Extortion/Blackmail	1	0	0
			False Pretenses/Swindle/Confidence Game	6	0	0
			Credit Card/Automated Teller Machine Fraud	0	0	0
			Impersonation	0	0	0
			Welfare Fraud	0	0	0
			Wire Fraud	0	0	0
			Identity Theft	0	0	0
			Hacking/Computer Invasion	0	0	0
			Robbery	0	0	0
			Pocket-picking	0	0	0
			Purse-snatching	0	0	0
			Shoplifting	0	0	0
			Theft From Building	2	0	0
			Theft From Coin Operated Machine or Device	0	0	0
			Theft From Motor Vehicle	3	0	0
			Theft of Motor Vehicle Parts/Accessories	3	0	0
			All Other Larceny	22	1	1
			Motor Vehicle Theft	4	0	0
			Stolen Property Offenses	1	0	0
			Crimes Against Society			
			Drug/Narcotic Violations	10	8	9
			Drug Equipment Violations	12	10	6
			Betting/Wagering	0	0	0
			Operating/Promoting/Assisting Gambling	0	0	0
			Gambling Equipment Violations	0	0	0
			Sports Tampering	0	0	0
			Pornography/Obscene Material	2	1	0
			Prostitution	0	0	0
			Assisting or Promoting Prostitution	0	0	0
			Purchasing Prostitution	0	0	0
			Weapon Law Violations	1	1	0
			Animal Cruelty	1	1	0
			Total Group A Offenses	130	42	29
						0

Domestic Incident Victims		
Offense	Reported	Cleared
Murder and Nonnegligent Manslaughter	0	0
Aggravated Assault	2	1
Simple Assault	9	6
Intimidation	1	1
Stalking	0	0
All Rape	0	0
Criminal Sexual Contact	0	0
Incest	0	0
Statutory Rape	0	0
Kidnapping/Abduction	0	0
Total	12	8

Group B Arrests		
Offense	Adult	Juvenile
Curfew/Loitering/Vagrancy Violations	0	0
Disorderly Conduct	3	0
Driving Under the Influence	29	0
Family Offenses (Nonviolent)	0	0
Liquor Law Violations	4	0
Trespass of Real Property	4	0
All Other Offenses	20	0
Total Group B	60	0

(*) Offenses are counted using the FBI Units of Count for Crime
(**) The 'Arrests' column shows arrests made for incidents during the selected period, regardless of arrest date. Arrest counts for the same period may change over time.
(***) Negligent Manslaughter now includes the killing of another person associated with driving under the influence, distracted driving (using a cell or smartphone), and reckless driving fatalities.

Nelson County Sheriff's Office – 2025

2025 Population Estimate		3,002	Offenses (*)		Arrests (**)		
Offense Overview			Reported	Cleared	Adult	Juvenile	
Offense Total	37		Group A Offenses				
Number Cleared	24		Crimes Against Persons (***)				
Percent Cleared	64.86%		Murder and Nonnegligent Manslaughter	0	0	0	0
Group A Crimes per 100,000 population	1,232.5		Negligent Manslaughter	0	0	0	0
			Aggravated Assault	2	2	0	0
			Simple Assault	6	2	2	0
			Intimidation	3	2	1	0
			Stalking	0	0	0	0
			All Rape	1	0	0	0
			Criminal Sexual Contact	2	2	2	0
			Incest	0	0	0	0
			Statutory Rape	0	0	0	0
			Commercial Sex Acts	0	0	0	0
			Involuntary Servitude	0	0	0	0
			Kidnapping/Abduction	0	0	0	0
			Crimes Against Property				
			Arson	0	0	0	0
			Bribery	0	0	0	0
			Burglary/Breaking & Entering	0	0	0	0
			Counterfeiting/Forgery	0	0	0	0
			Destruction/Damage/Vandalism of Property	2	1	1	0
			Embezzlement	0	0	0	0
			Extortion/Blackmail	0	0	0	0
			False Pretenses/Swindle/Confidence Game	0	0	0	0
			Credit Card/Automated Teller Machine Fraud	0	0	0	0
			Impersonation	0	0	0	0
			Welfare Fraud	0	0	0	0
			Wire Fraud	0	0	0	0
			Identity Theft	0	0	0	0
			Hacking/Computer Invasion	0	0	0	0
			Robbery	0	0	0	0
			Pocket-picking	0	0	0	0
			Purse-snatching	0	0	0	0
			Shoplifting	0	0	0	0
			Theft From Building	0	0	0	0
			Theft From Coin Operated Machine or Device	0	0	0	0
			Theft From Motor Vehicle	0	0	0	0
			Theft of Motor Vehicle Parts/Accessories	0	0	0	0
			All Other Larceny	1	0	0	0
			Motor Vehicle Theft	0	0	0	0
			Stolen Property Offenses	0	0	0	0
			Crimes Against Society				
			Drug/Narcotic Violations	11	7	7	0
			Drug Equipment Violations	8	7	2	0
			Betting/Wagering	0	0	0	0
			Operating/Promoting/Assisting Gambling	0	0	0	0
			Gambling Equipment Violations	0	0	0	0
			Sports Tampering	0	0	0	0
			Pornography/Obscene Material	0	0	0	0
			Prostitution	0	0	0	0
			Assisting or Promoting Prostitution	0	0	0	0
			Purchasing Prostitution	0	0	0	0
			Weapon Law Violations	1	1	0	0
			Animal Cruelty	0	0	0	0
			Total Group A Offenses	37	24	15	0

Domestic Incident Victims			
Offense	Reported	Cleared	
Murder and Nonnegligent Manslaughter	0	0	
Aggravated Assault	2	2	
Simple Assault	1	1	
Intimidation	0	0	
Stalking	0	0	
All Rape	0	0	
Criminal Sexual Contact	2	2	
Incest	0	0	
Statutory Rape	0	0	
Kidnapping/Abduction	0	0	
Total	5	5	

Group B Arrests			
Offense	Adult	Juvenile	
Curfew/Loitering/Vagrancy Violations	0	0	
Disorderly Conduct	5	0	
Driving Under the Influence	11	0	
Family Offenses (Nonviolent)	0	0	
Liquor Law Violations	0	0	
Trespass of Real Property	1	0	
All Other Offenses	25	0	
Total Group B	42	0	

(*) Offenses are counted using the FBI Units of Count for Crime
(**) The 'Arrests' column shows arrests made for incidents during the selected period, regardless of arrest date. Arrest counts for the same period may change over time.
(***) Negligent Manslaughter now includes the killing of another person associated with driving under the influence, distracted driving (using a cell or smartphone), and reckless driving fatalities.

Oliver County Sheriff's Office – 2025

2025 Population Estimate		1,882			Offenses (*)		Arrests (**)	
Offense Overview			Group A Offenses	Reported	Cleared	Adult	Juvenile	
Offense Total	18		Crimes Against Persons (***)					
Number Cleared	3		Murder and Nonnegligent Manslaughter	0	0	0	0	
Percent Cleared	16.67%		Negligent Manslaughter	0	0	0	0	
Group A Crimes per 100,000 population	956.4		Aggravated Assault	2	1	1	0	
			Simple Assault	1	0	0	0	
			Intimidation	2	0	0	0	
			Stalking	2	0	0	0	
			All Rape	1	0	0	0	
			Criminal Sexual Contact	0	0	0	0	
			Incest	0	0	0	0	
			Statutory Rape	0	0	0	0	
			Commercial Sex Acts	0	0	0	0	
			Involuntary Servitude	0	0	0	0	
			Kidnapping/Abduction	0	0	0	0	
			Crimes Against Property					
			Arson	0	0	0	0	
			Bribery	0	0	0	0	
			Burglary/Breaking & Entering	0	0	0	0	
			Counterfeiting/Forgery	0	0	0	0	
			Destruction/Damage/Vandalism of Property	3	0	0	0	
			Embezzlement	0	0	0	0	
			Extortion/Blackmail	0	0	0	0	
			False Pretenses/Swindle/Confidence Game	0	0	0	0	
			Credit Card/Automated Teller Machine Fraud	0	0	0	0	
			Impersonation	0	0	0	0	
			Welfare Fraud	0	0	0	0	
			Wire Fraud	0	0	0	0	
			Identity Theft	0	0	0	0	
			Hacking/Computer Invasion	0	0	0	0	
			Robbery	0	0	0	0	
			Pocket-picking	0	0	0	0	
			Purse-snatching	0	0	0	0	
			Shoplifting	0	0	0	0	
			Theft From Building	0	0	0	0	
			Theft From Coin Operated Machine or Device	0	0	0	0	
			Theft From Motor Vehicle	2	0	0	0	
			Theft of Motor Vehicle Parts/Accessories	0	0	0	0	
			All Other Larceny	2	0	0	0	
			Motor Vehicle Theft	0	0	0	0	
			Stolen Property Offenses	0	0	0	0	
			Crimes Against Society					
			Drug/Narcotic Violations	1	1	2	0	
			Drug Equipment Violations	2	1	0	1	
			Betting/Wagering	0	0	0	0	
			Operating/Promoting/Assisting Gambling	0	0	0	0	
			Gambling Equipment Violations	0	0	0	0	
			Sports Tampering	0	0	0	0	
			Pornography/Obscene Material	0	0	0	0	
			Prostitution	0	0	0	0	
			Assisting or Promoting Prostitution	0	0	0	0	
			Purchasing Prostitution	0	0	0	0	
			Weapon Law Violations	0	0	0	0	
			Animal Cruelty	0	0	0	0	
			Total Group A Offenses	18	3	3	1	
Arrest Overview								
Total Arrests	7							
Adult Arrests	4							
Juvenile Arrests	3							
Unknown Age	0							
Arrests per 100,000 population	371.9							
Average number offenses/incident	1.38							
Domestic Incident Victims								
Offense	Reported	Cleared						
Murder and Nonnegligent Manslaughter	0	0						
Aggravated Assault	2	1						
Simple Assault	1	0						
Intimidation	2	0						
Stalking	2	0						
All Rape	1	0						
Criminal Sexual Contact	0	0						
Incest	0	0						
Statutory Rape	0	0						
Kidnapping/Abduction	0	0						
Total	8	1						
Group B Arrests								
Offense	Adult	Juvenile						
Curfew/Loitering/Vagrancy Violations	0	0						
Disorderly Conduct	0	0						
Driving Under the Influence	0	0						
Family Offenses (Nonviolent)	0	2						
Liquor Law Violations	1	0						
Trespass of Real Property	0	0						
All Other Offenses	0	0						
Total Group B	1	2						

(*) Offenses are counted using the FBI Units of Count for Crime
 (**) The 'Arrests' column shows arrests made for incidents during the selected period, regardless of arrest date. Arrest counts for the same period may change over time.
 (***) Negligent Manslaughter now includes the killing of another person associated with driving under the influence, distracted driving (using a cell or smartphone), and reckless driving fatalities.

Pembina County Sheriff's Office – 2025

2025 Population Estimate		4,589		Offenses (*)		Arrests (**)					
				Reported	Cleared	Adult	Juvenile				
Offense Overview				Group A Offenses							
Offense Total	82	Crimes Against Persons (***)									
Number Cleared	27	Murder and Nonnegligent Manslaughter									
Percent Cleared	32.93%	Negligent Manslaughter									
Group A Crimes per 100,000 population	1,786.9	Aggravated Assault									
				Simple Assault							
				Intimidation							
				Stalking							
				All Rape							
				Criminal Sexual Contact							
				Incest							
				Statutory Rape							
				Commercial Sex Acts							
				Involuntary Servitude							
				Kidnapping/Abduction							
				Crimes Against Property							
				Arson							
				Bribery							
				Burglary/Breaking & Entering							
				Counterfeiting/Forgery							
				Destruction/Damage/Vandalism of Property							
				Embezzlement							
				Extortion/Blackmail							
				False Pretenses/Swindle/Confidence Game							
				Credit Card/Automated Teller Machine Fraud							
				Impersonation							
				Welfare Fraud							
				Wire Fraud							
				Identity Theft							
				Hacking/Computer Invasion							
				Robbery							
				Pocket-picking							
				Purse-snatching							
				Shoplifting							
				Theft From Building							
				Theft From Coin Operated Machine or Device							
				Theft From Motor Vehicle							
				Theft of Motor Vehicle Parts/Accessories							
				All Other Larceny							
				Motor Vehicle Theft							
				Stolen Property Offenses							
				Crimes Against Society							
				Drug/Narcotic Violations							
				Drug Equipment Violations							
				Betting/Wagering							
				Operating/Promoting/Assisting Gambling							
				Gambling Equipment Violations							
				Sports Tampering							
				Pornography/Obscene Material							
				Prostitution							
				Assisting or Promoting Prostitution							
				Purchasing Prostitution							
				Weapon Law Violations							
				Animal Cruelty							
				Total Group A Offenses							
				82		27		22		0	
Arrest Overview											
Total Arrests	60										
Adult Arrests	60										
Juvenile Arrests	0										
Unknown Age	0										
Arrests per 100,000 population	1,307.5										
Average number offenses/incident	1.14										
Domestic Incident Victims											
Offense	Reported	Cleared									
Murder and Nonnegligent Manslaughter	0	0									
Aggravated Assault	5	4									
Simple Assault	12	4									
Intimidation	0	0									
Stalking	0	0									
All Rape	0	0									
Criminal Sexual Contact	0	0									
Incest	0	0									
Statutory Rape	0	0									
Kidnapping/Abduction	0	0									
Total	17	8									
Group B Arrests											
Offense	Adult	Juvenile									
Curfew/Litering/Vagrancy Violations	0	0									
Disorderly Conduct	1	0									
Driving Under the Influence	15	0									
Family Offenses (Nonviolent)	0	0									
Liquor Law Violations	0	0									
Trespass of Real Property	1	0									
All Other Offenses	21	0									
Total Group B	38	0									

(*) Offenses are counted using the FBI Units of Count for Crime
 (**) The 'Arrests' column shows arrests made for incidents during the selected period, regardless of arrest date. Arrest counts for the same period may change over time.
 (***) Negligent Manslaughter now includes the killing of another person associated with driving under the influence, distracted driving (using a cell or smartphone), and reckless driving fatalities.

Pierce County Sheriff's Office – 2025

2025 Population Estimate		1,411		Offenses (*)		Arrests (**)		
Offense Overview				Group A Offenses	Reported	Cleared	Adult	Juvenile
Offense Total		34		Crimes Against Persons (***)				
Number Cleared		3		Murder and Nonnegligent Manslaughter	0	0	0	0
Percent Cleared		8.82%		Negligent Manslaughter	0	0	0	0
Group A Crimes per 100,000 population		2,409.6		Aggravated Assault	1	0	0	0
				Simple Assault	3	2	2	0
				Intimidation	1	0	0	0
				Stalking	1	0	0	0
				All Rape	0	0	0	0
				Criminal Sexual Contact	0	0	0	0
				Incest	0	0	0	0
				Statutory Rape	0	0	0	0
				Commercial Sex Acts	0	0	0	0
				Involuntary Servitude	0	0	0	0
				Kidnapping/Abduction	0	0	0	0
				Crimes Against Property				
				Arson	1	0	0	0
				Bribery	0	0	0	0
				Burglary/Breaking & Entering	2	0	0	0
				Counterfeiting/Forgery	0	0	0	0
				Destruction/Damage/Vandalism of Property	7	0	0	0
				Embezzlement	0	0	0	0
				Extortion/Blackmail	0	0	0	0
				False Pretenses/Swindle/Confidence Game	0	0	0	0
				Credit Card/Automated Teller Machine Fraud	0	0	0	0
				Impersonation	0	0	0	0
				Welfare Fraud	0	0	0	0
				Wire Fraud	2	0	0	0
				Identity Theft	2	0	0	0
				Hacking/Computer Invasion	1	0	0	0
				Robbery	0	0	0	0
				Pocket-picking	0	0	0	0
				Purse-snatching	0	0	0	0
				Shoplifting	0	0	0	0
				Theft From Building	2	1	1	0
				Theft From Coin Operated Machine or Device	0	0	0	0
				Theft From Motor Vehicle	0	0	0	0
				Theft of Motor Vehicle Parts/Accessories	0	0	0	0
				All Other Larceny	7	0	0	0
				Motor Vehicle Theft	0	0	0	0
				Stolen Property Offenses	0	0	0	0
				Crimes Against Society				
				Drug/Narcotic Violations	2	0	0	0
				Drug Equipment Violations	1	0	0	0
				Betting/Wagering	0	0	0	0
				Operating/Promoting/Assisting Gambling	0	0	0	0
				Gambling Equipment Violations	0	0	0	0
				Sports Tampering	0	0	0	0
				Pornography/Obscene Material	0	0	0	0
				Prostitution	0	0	0	0
				Assisting or Promoting Prostitution	0	0	0	0
				Purchasing Prostitution	0	0	0	0
				Weapon Law Violations	1	0	0	0
				Animal Cruelty	0	0	0	0
				Total Group A Offenses	34	3	3	0

Arrest Overview			
Total Arrests		8	
Adult Arrests		8	
Juvenile Arrests		0	
Unknown Age		0	
Arrests per 100,000 population		567.0	
Average number offenses/incident		1.10	

Domestic Incident Victims			
Offense	Reported	Cleared	
Murder and Nonnegligent Manslaughter	0	0	
Aggravated Assault	1	0	
Simple Assault	1	0	
Intimidation	0	0	
Stalking	0	0	
All Rape	0	0	
Criminal Sexual Contact	0	0	
Incest	0	0	
Statutory Rape	0	0	
Kidnapping/Abduction	0	0	
Total	2	0	

Group B Arrests			
Offense	Adult	Juvenile	
Curfew/Loitering/Vagrancy Violations	0	0	
Disorderly Conduct	1	0	
Driving Under the Influence	3	0	
Family Offenses (Nonviolent)	0	0	
Liquor Law Violations	0	0	
Trespass of Real Property	0	0	
All Other Offenses	1	0	
Total Group B	5	0	

(*) Offenses are counted using the FBI Units of Count for Crime
 (**) The 'Arrests' column shows arrests made for incidents during the selected period, regardless of arrest date. Arrest counts for the same period may change over time.
 (***) Negligent Manslaughter now includes the killing of another person associated with driving under the influence, distracted driving (using a cell or smartphone), and reckless driving fatalities.

Ramsey County Sheriff's Office – 2025

2025 Population Estimate		4,150		Offenses (**)		Arrests (**)		
Offense Overview				Group A Offenses	Reported	Cleared	Adult	Juvenile
Offense Total		75		Crimes Against Persons (***)				
Number Cleared		39		Murder and Nonnegligent Manslaughter	0	0	0	0
Percent Cleared		52.00%		Negligent Manslaughter	0	0	0	0
Group A Crimes per 100,000 population		1,807.2		Aggravated Assault	7	1	1	0
Arrest Overview				Simple Assault	10	7	5	0
Total Arrests		116		Intimidation	14	10	1	1
Adult Arrests		111		Stalking	0	0	0	0
Juvenile Arrests		5		All Rape	1	1	1	0
Unknown Age		0		Criminal Sexual Contact	4	1	0	0
Arrests per 100,000 population		2,795.2		Incest	0	0	0	0
Average number offenses/incident				Statutory Rape	0	0	0	0
		1.39		Commercial Sex Acts	0	0	0	0
Domestic Incident Victims				Involuntary Servitude	0	0	0	0
Offense	Reported	Cleared		Kidnapping/Abduction	2	1	1	0
Murder and Nonnegligent Manslaughter	0	0		Crimes Against Property				
Aggravated Assault	3	1		Arson	0	0	0	0
Simple Assault	7	6		Bribery	0	0	0	0
Intimidation	2	1		Burglary/Breaking & Entering	2	0	0	0
Stalking	0	0		Counterfeiting/Forgery	1	0	0	0
All Rape	0	0		Destruction/Damage/Vandalism of Property	3	1	0	0
Criminal Sexual Contact	0	0		Embezzlement	0	0	0	0
Incest	0	0		Extortion/Blackmail	0	0	0	0
Statutory Rape	0	0		False Pretenses/Swindle/Confidence Game	0	0	0	0
Kidnapping/Abduction	1	0		Credit Card/Automated Teller Machine Fraud	0	0	0	0
Total	13	8		Impersonation	0	0	0	0
Group B Arrests				Welfare Fraud	0	0	0	0
Offense	Adult	Juvenile		Wire Fraud	0	0	0	0
Curfew/Loitering/Vagrancy Violations	0	0		Identity Theft	0	0	0	0
Disorderly Conduct	1	0		Hacking/Computer Invasion	1	0	0	0
Driving Under the Influence	39	0		Robbery	0	0	0	0
Family Offenses (Nonviolent)	0	0		Pocket-picking	0	0	0	0
Liquor Law Violations	5	0		Purse-snatching	0	0	0	0
Trespass of Real Property	0	0		Shoplifting	0	0	0	0
All Other Offenses	46	0		Theft From Building	0	0	0	0
Total Group B	91	0		Theft From Coin Operated Machine or Device	0	0	0	0
				Theft From Motor Vehicle	0	0	0	0
				Theft of Motor Vehicle Parts/Accessories	0	0	0	0
				All Other Larceny	4	1	1	0
				Motor Vehicle Theft	0	0	0	0
				Stolen Property Offenses	1	1	0	0
				Crimes Against Society				
				Drug/Narcotic Violations	12	8	6	4
				Drug Equipment Violations	11	7	4	0
				Betting/Wagering	0	0	0	0
				Operating/Promoting/Assisting Gambling	0	0	0	0
				Gambling Equipment Violations	0	0	0	0
				Sports Tampering	0	0	0	0
				Pornography/Obscene Material	0	0	0	0
				Prostitution	0	0	0	0
				Assisting or Promoting Prostitution	0	0	0	0
				Purchasing Prostitution	0	0	0	0
				Weapon Law Violations	1	0	0	0
				Animal Cruelty	1	0	0	0
				Total Group A Offenses	75	39	20	5

(*) Offenses are counted using the FBI Units of Count for Crime
 (**) The 'Arrests' column shows arrests made for incidents during the selected period, regardless of arrest date. Arrest counts for the same period may change over time.
 (***) Negligent Manslaughter now includes the killing of another person associated with driving under the influence, distracted driving (using a cell or smartphone), and reckless driving fatalities.

Ransom County Sheriff's Office – 2025

2025 Population Estimate		3,382		Offenses (*)		Arrests (**)	
Offense Overview				Reported	Cleared	Adult	Juvenile
Offense Total	100	Group A Offenses					
Number Cleared	28	Crimes Against Persons (***)					
Percent Cleared	28.00%	Murder and Nonnegligent Manslaughter	0	0	0	0	
Group A Crimes per 100,000 population	2,956.8	Negligent Manslaughter	0	0	0	0	
Arrest Overview				Aggravated Assault	3	2	2
Total Arrests	39	Simple Assault	9	3	3	0	
Adult Arrests	33	Intimidation	5	3	2	0	
Juvenile Arrests	6	Stalking	1	0	0	0	
Unknown Age	0	All Rape	0	0	0	0	
Arrests per 100,000 population	1,153.2	Criminal Sexual Contact	1	0	0	0	
Average number offenses/incident	1.25	Incest	0	0	0	0	
Domestic Incident Victims				Statutory Rape	0	0	0
Offense	Reported	Cleared	Crimes Against Property				
Murder and Nonnegligent Manslaughter	0	0	Arson	0	0	0	0
Aggravated Assault	2	2	Bribery	0	0	0	0
Simple Assault	6	2	Burglary/Breaking & Entering	2	0	0	0
Intimidation	1	0	Counterfeiting/Forgery	4	1	0	0
Stalking	1	0	Destruction/Damage/Vandalism of Property	11	0	0	0
All Rape	0	0	Embezzlement	0	0	0	0
Criminal Sexual Contact	0	0	Extortion/Blackmail	0	0	0	0
Incest	0	0	False Pretenses/Swindle/Confidence Game	4	2	2	0
Statutory Rape	0	0	Credit Card/Automated Teller Machine Fraud	0	0	0	0
Kidnapping/Abduction	1	1	Impersonation	0	0	0	0
Total	11	5	Welfare Fraud	0	0	0	0
Group B Arrests				Wire Fraud	1	0	0
Offense	Adult	Juvenile	Identity Theft	5	1	0	0
Curfew/Loitering/Vagrancy Violations	0	0	Hacking/Computer Invasion	0	0	0	0
Disorderly Conduct	3	0	Robbery	0	0	0	0
Driving Under the Influence	3	0	Pocket-picking	0	0	0	0
Family Offenses (Nonviolent)	0	3	Purse-snatching	0	0	0	0
Liquor Law Violations	2	1	Shoplifting	1	0	0	0
Trespass of Real Property	0	2	Theft From Building	1	0	0	0
All Other Offenses	9	0	Theft From Coin Operated Machine or Device	0	0	0	0
Total Group B	17	6	Theft From Motor Vehicle	0	0	0	0
Crimes Against Society				Theft of Motor Vehicle Parts/Accessories	1	1	0
(*) Offenses are counted using the FBI Units of Count for Crime				All Other Larceny	29	1	0
(**) The 'Arrests' column shows arrests made for incidents during the selected period, regardless of arrest date. Arrest counts for the same period may change over time.				Motor Vehicle Theft	7	1	0
(***) Negligent Manslaughter now includes the killing of another person associated with driving under the influence, distracted driving (using a cell or smartphone), and reckless driving fatalities.				Stolen Property Offenses	2	1	0
				Crimes Against Society			
				Drug/Narcotic Violations	5	6	5
				Drug Equipment Violations	5	5	0
				Betting/Wagering	0	0	0
				Operating/Promoting/Assisting Gambling	0	0	0
				Gambling Equipment Violations	0	0	0
				Sports Tampering	0	0	0
				Pornography/Obscene Material	1	0	0
				Prostitution	0	0	0
				Assisting or Promoting Prostitution	0	0	0
				Purchasing Prostitution	0	0	0
				Weapon Law Violations	0	0	0
				Animal Cruelty	0	0	0
				Total Group A Offenses	100	28	16

Renville County Sheriff's Office – 2025

2025 Population Estimate		2,395	Offenses (**)		Arrests (**)		
Offense Overview			Group A Offenses	Reported	Cleared	Adult	Juvenile
Offense Total	33		Crimes Against Persons (***)				
Number Cleared	22		Murder and Nonnegligent Manslaughter	0	0	0	0
Percent Cleared	66.67%		Negligent Manslaughter	0	0	0	0
Group A Crimes per 100,000 population	1,377.9		Aggravated Assault	3	0	0	0
Arrest Overview			Simple Assault	16	12	7	0
Total Arrests	11		Intimidation	2	2	1	0
Adult Arrests	11		Stalking	4	4	0	0
Juvenile Arrests	0		All Rape	1	1	0	0
Unknown Age	0		Criminal Sexual Contact	0	0	0	0
Arrests per 100,000 population	459.3		Incest	0	0	0	0
Average number offenses/incident	1.27		Statutory Rape	0	0	0	0
Domestic Incident Victims			Commercial Sex Acts	0	0	0	0
Offense	Reported	Cleared	Involuntary Servitude	0	0	0	0
Murder and Nonnegligent Manslaughter	0	0	Kidnapping/Abduction	0	0	0	0
Aggravated Assault	0	0	Crimes Against Property				
Simple Assault	12	10	Arson	0	0	0	0
Intimidation	1	1	Bribery	0	0	0	0
Stalking	1	1	Burglary/Breaking & Entering	0	0	0	0
All Rape	1	1	Counterfeiting/Forgery	0	0	0	0
Criminal Sexual Contact	0	0	Destruction/Damage/Vandalism of Property	0	0	0	0
Incest	0	0	Embezzlement	0	0	0	0
Statutory Rape	0	0	Extortion/Blackmail	0	0	0	0
Kidnapping/Abduction	0	0	False Pretenses/Swindle/Confidence Game	1	0	0	0
Total	15	13	Credit Card/Automated Teller Machine Fraud	0	0	0	0
Group B Arrests			Impersonation	0	0	0	0
Offense	Adult	Juvenile	Welfare Fraud	0	0	0	0
Curfew/Loitering/Vagrancy Violations	0	0	Wire Fraud	0	0	0	0
Disorderly Conduct	1	0	Identity Theft	1	0	0	0
Driving Under the Influence	1	0	Hacking/Computer Invasion	0	0	0	0
Family Offenses (Nonviolent)	0	0	Robbery	0	0	0	0
Liquor Law Violations	0	0	Pocket-picking	0	0	0	0
Trespass of Real Property	1	0	Purse-snatching	0	0	0	0
All Other Offenses	0	0	Shoplifting	0	0	0	0
Total Group B	3	0	Theft From Building	0	0	0	0
(**) Offenses are counted using the FBI Units of Count for Crime			Theft From Coin Operated Machine or Device	0	0	0	0
(***) The 'Arrests' column shows arrests made for incidents during the selected period, regardless of arrest date. Arrest counts for the same period may change over time.			Theft From Motor Vehicle	2	1	0	0
(***) Negligent Manslaughter now includes the killing of another person associated with driving under the influence, distracted driving (using a cell or smartphone), and reckless driving fatalities.			Theft of Motor Vehicle Parts/Accessories	0	0	0	0
			All Other Larceny	1	0	0	0
			Motor Vehicle Theft	1	1	0	0
			Stolen Property Offenses	0	0	0	0
			Crimes Against Society				
			Drug/Narcotic Violations	1	1	0	0
			Drug Equipment Violations	0	0	0	0
			Betting/Wagering	0	0	0	0
			Operating/Promoting/Assisting Gambling	0	0	0	0
			Gambling Equipment Violations	0	0	0	0
			Sports Tampering	0	0	0	0
			Pornography/Obscene Material	0	0	0	0
			Prostitution	0	0	0	0
			Assisting or Promoting Prostitution	0	0	0	0
			Purchasing Prostitution	0	0	0	0
			Weapon Law Violations	0	0	0	0
			Animal Cruelty	0	0	0	0
			Total Group A Offenses	33	22	8	0

Richland County Sheriff's Office – 2025

2025 Population Estimate	8,510			Offenses (*)		Arrests (**)	
Offense Overview				Reported	Cleared	Adult	Juvenile
Offense Total	85		Group A Offenses				
Number Cleared	23		Crimes Against Persons (***)				
Percent Cleared	27.06%		Murder and Nonnegligent Manslaughter	0	0	0	0
Group A Crimes per 100,000 population	998.8		Negligent Manslaughter	0	0	0	0
			Aggravated Assault	0	0	1	0
			Simple Assault	16	9	5	0
			Intimidation	1	0	0	0
			Stalking	2	0	0	0
			All Rape	0	0	0	0
			Criminal Sexual Contact	3	0	0	0
			Incest	0	0	0	0
			Statutory Rape	1	0	0	0
			Commercial Sex Acts	0	0	0	0
			Involuntary Servitude	0	0	0	0
			Kidnapping/Abduction	0	0	0	0
			Crimes Against Property				
			Arson	0	0	0	0
			Bribery	0	0	0	0
			Burglary/Breaking & Entering	3	1	1	0
			Counterfeiting/Forgery	0	0	0	0
			Destruction/Damage/Vandalism of Property	11	0	0	0
			Embezzlement	0	0	0	0
			Extortion/Blackmail	0	0	0	0
			False Pretenses/Swindle/Confidence Game	1	0	0	0
			Credit Card/Automated Teller Machine Fraud	0	0	0	0
			Impersonation	0	0	0	0
			Welfare Fraud	0	0	0	0
			Wire Fraud	1	0	0	0
			Identity Theft	0	0	0	0
			Hacking/Computer Invasion	0	0	0	0
			Robbery	0	0	0	0
			Pocket-picking	0	0	0	0
			Purse-snatching	0	0	0	0
			Shoplifting	2	0	0	0
			Theft From Building	0	0	0	0
			Theft From Coin Operated Machine or Device	0	0	0	0
			Theft From Motor Vehicle	5	0	0	0
			Theft of Motor Vehicle Parts/Accessories	0	0	0	0
			All Other Larceny	17	0	0	0
			Motor Vehicle Theft	0	0	0	0
			Stolen Property Offenses	2	0	0	0
			Crimes Against Society				
			Drug/Narcotic Violations	10	9	8	0
			Drug Equipment Violations	5	4	0	0
			Betting/Wagering	0	0	0	0
			Operating/Promoting/Assisting Gambling	0	0	0	0
			Gambling Equipment Violations	0	0	0	0
			Sports Tampering	0	0	0	0
			Pornography/Obscene Material	4	0	0	0
			Prostitution	0	0	0	0
			Assisting or Promoting Prostitution	0	0	0	0
			Purchasing Prostitution	0	0	0	0
			Weapon Law Violations	0	0	0	0
			Animal Cruelty	1	0	0	0
			Total Group A Offenses	85	23	15	0
Arrest Overview							
Total Arrests	47						
Adult Arrests	47						
Juvenile Arrests	0						
Unknown Age	0						
Arrests per 100,000 population	552.3						
Average number offenses/incident	1.20						
Domestic Incident Victims							
Offense	Reported	Cleared					
Murder and Nonnegligent Manslaughter	0	0					
Aggravated Assault	0	0					
Simple Assault	2	2					
Intimidation	0	0					
Stalking	0	0					
All Rape	0	0					
Criminal Sexual Contact	0	0					
Incest	0	0					
Statutory Rape	0	0					
Kidnapping/Abduction	0	0					
Total	2	2					
Group B Arrests							
Offense	Adult	Juvenile					
Curfew/Loitering/Vagrancy Violations	0	0					
Disorderly Conduct	1	0					
Driving Under the Influence	28	0					
Family Offenses (Nonviolent)	0	0					
Liquor Law Violations	1	0					
Trespass of Real Property	1	0					
All Other Offenses	1	0					
Total Group B	32	0					

(*) Offenses are counted using the FBI Units of Count for Crime
(**) The 'Arrests' column shows arrests made for incidents during the selected period, regardless of arrest date. Arrest counts for the same period may change over time.
(***) Negligent Manslaughter now includes the killing of another person associated with driving under the influence, distracted driving (using a cell or smartphone), and reckless driving fatalities.

Rolette County Sheriff's Office – 2025

2025 Population Estimate	9,802			Offenses (*)		Arrests (**)	
Offense Overview				Reported	Cleared	Adult	Juvenile
Offense Total	113	Group A Offenses					
Number Cleared	72	Crimes Against Persons (***)					
Percent Cleared	63.72%	Murder and Nonnegligent Manslaughter		0	0	0	0
Group A Crimes per 100,000 population	1,152.8	Negligent Manslaughter		0	0	0	0
		Aggravated Assault		6	2	2	0
		Simple Assault		11	6	3	0
		Intimidation		8	4	3	0
		Stalking		2	0	0	0
		All Rape		0	0	0	0
		Criminal Sexual Contact		1	1	1	0
		Incest		0	0	0	0
		Statutory Rape		0	0	0	0
		Commercial Sex Acts		0	0	0	0
		Involuntary Servitude		0	0	0	0
		Kidnapping/Abduction		1	1	0	0
		Crimes Against Property					
		Arson		0	0	0	0
		Bribery		0	0	0	0
		Burglary/Breaking & Entering		3	2	2	0
		Counterfeiting/Forgery		1	0	0	0
		Destruction/Damage/Vandalism of Property		5	2	1	0
		Embezzlement		0	0	0	0
		Extortion/Blackmail		0	0	0	0
		False Pretenses/Swindle/Confidence Game		12	11	10	0
		Credit Card/Automated Teller Machine Fraud		0	0	0	0
		Impersonation		0	0	0	0
		Welfare Fraud		0	0	0	0
		Wire Fraud		0	0	0	0
		Identity Theft		0	0	0	0
		Hacking/Computer Invasion		0	0	0	0
		Robbery		0	0	0	0
		Pocket-picking		0	0	0	0
		Purse-snatching		0	0	0	0
		Shoplifting		1	1	1	0
		Theft From Building		1	0	0	0
		Theft From Coin Operated Machine or Device		0	0	0	0
		Theft From Motor Vehicle		0	0	0	0
		Theft of Motor Vehicle Parts/Accessories		0	0	0	0
		All Other Larceny		6	0	0	0
		Motor Vehicle Theft		8	1	1	0
		Stolen Property Offenses		4	2	1	0
		Crimes Against Society					
		Drug/Narcotic Violations		20	18	21	0
		Drug Equipment Violations		22	20	9	0
		Betting/Wagering		0	0	0	0
		Operating/Promoting/Assisting Gambling		0	0	0	0
		Gambling Equipment Violations		0	0	0	0
		Sports Tampering		0	0	0	0
		Pornography/Obscene Material		0	0	0	0
		Prostitution		0	0	0	0
		Assisting or Promoting Prostitution		0	0	0	0
		Purchasing Prostitution		0	0	0	0
		Weapon Law Violations		1	1	1	0
		Animal Cruelty		0	0	0	0
		Total Group A Offenses		113	72	56	0
Arrest Overview							
Total Arrests	112						
Adult Arrests	112						
Juvenile Arrests	0						
Unknown Age	0						
Arrests per 100,000 population	1,142.6						
Average number offenses/incident	1.43						
Domestic Incident Victims							
Offense	Reported	Cleared					
Murder and Nonnegligent Manslaughter	0	0					
Aggravated Assault	2	2					
Simple Assault	8	6					
Intimidation	2	2					
Stalking	0	0					
All Rape	0	0					
Criminal Sexual Contact	0	0					
Incest	0	0					
Statutory Rape	0	0					
Kidnapping/Abduction	1	1					
Total	13	11					
Group B Arrests							
Offense	Adult	Juvenile					
Curfew/Loitering/Vagrancy Violations	0	0					
Disorderly Conduct	6	0					
Driving Under the Influence	30	0					
Family Offenses (Nonviolent)	0	0					
Liquor Law Violations	2	0					
Trespass of Real Property	2	0					
All Other Offenses	16	0					
Total Group B	56	0					

(*) Offenses are counted using the FBI Units of Count for Crime
 (**) The 'Arrests' column shows arrests made for incidents during the selected period, regardless of arrest date. Arrest counts for the same period may change over time.
 (***) Negligent Manslaughter now includes the killing of another person associated with driving under the influence, distracted driving (using a cell or smartphone), and reckless driving fatalities.

Sargent County Sheriff's Office – 2025

2025 Population Estimate		3,670		Offenses (**)		Arrests (**)		
Offense Overview				Reported	Cleared	Adult	Juvenile	
Offense Total		32						
Number Cleared		15						
Percent Cleared		46.88%						
Group A Crimes per 100,000 population		871.9						
Arrest Overview								
Total Arrests		38						
Adult Arrests		37						
Juvenile Arrests		1						
Unknown Age		0						
Arrests per 100,000 population		1,035.4						
Average number offenses/incident		1.10						
Domestic Incident Victims								
Offense	Reported	Cleared						
Murder and Nonnegligent Manslaughter	0	0						
Aggravated Assault	1	0						
Simple Assault	5	4						
Intimidation	1	0						
Stalking	1	1						
All Rape	1	0						
Criminal Sexual Contact	0	0						
Incest	0	0						
Statutory Rape	1	0						
Kidnapping/Abduction	0	0						
Total	10	5						
Group B Arrests								
Offense	Adult	Juvenile						
Curfew/Litering/Vagrancy Violations	0	0						
Disorderly Conduct	1	0						
Driving Under the Influence	9	0						
Family Offenses (Nonviolent)	0	0						
Liquor Law Violations	5	0						
Trespass of Real Property	2	0						
All Other Offenses	7	0						
Total Group B	24	0						
<p>(*) Offenses are counted using the FBI Units of Count for Crime (**) The 'Arrests' column shows arrests made for incidents during the selected period, regardless of arrest date. Arrest counts for the same period may change over time. (***) Negligent Manslaughter now includes the killing of another person associated with driving under the influence, distracted driving (using a cell or smartphone), and reckless driving fatalities.</p>				Crimes Against Persons (***)				
				Reported	Cleared	Adult	Juvenile	
				Murder and Nonnegligent Manslaughter	0	0	0	0
				Negligent Manslaughter	0	0	0	0
				Aggravated Assault	1	0	0	0
				Simple Assault	9	5	5	0
				Intimidation	2	1	1	0
				Stalking	1	1	1	0
				All Rape	2	1	0	1
				Criminal Sexual Contact	1	0	0	0
				Incest	0	0	0	0
				Statutory Rape	1	0	0	0
				Commercial Sex Acts	0	0	0	0
				Involuntary Servitude	0	0	0	0
				Kidnapping/Abduction	0	0	0	0
				Crimes Against Property				
				Arson	0	0	0	0
				Bribery	0	0	0	0
				Burglary/Breaking & Entering	0	0	0	0
				Counterfeiting/Forgery	0	0	0	0
Destruction/Damage/Vandalism of Property	5	1	1	0				
Embezzlement	0	0	0	0				
Extortion/Blackmail	0	0	0	0				
False Pretenses/Swindle/Confidence Game	0	0	0	0				
Credit Card/Automated Teller Machine Fraud	0	0	0	0				
Impersonation	0	0	0	0				
Welfare Fraud	0	0	0	0				
Wire Fraud	0	0	0	0				
Identity Theft	0	0	0	0				
Hacking/Computer Invasion	0	0	0	0				
Robbery	0	0	0	0				
Pocket-picking	0	0	0	0				
Purse-snatching	0	0	0	0				
Shoplifting	0	0	0	0				
Theft From Building	1	1	1	0				
Theft From Coin Operated Machine or Device	0	0	0	0				
Theft From Motor Vehicle	0	0	0	0				
Theft of Motor Vehicle Parts/Accessories	0	0	0	0				
All Other Larceny	2	1	1	0				
Motor Vehicle Theft	2	0	0	0				
Stolen Property Offenses	2	1	2	0				
Crimes Against Society								
Drug/Narcotic Violations	1	1	1	0				
Drug Equipment Violations	1	1	0	0				
Betting/Wagering	0	0	0	0				
Operating/Promoting/Assisting Gambling	0	0	0	0				
Gambling Equipment Violations	0	0	0	0				
Sports Tampering	0	0	0	0				
Pornography/Obscene Material	0	0	0	0				
Prostitution	0	0	0	0				
Assisting or Promoting Prostitution	0	0	0	0				
Purchasing Prostitution	0	0	0	0				
Weapon Law Violations	1	1	0	0				
Animal Cruelty	0	0	0	0				
Total Group A Offenses	32	15	13	1				

Sheridan County Sheriff's Office – 2025

2025 Population Estimate		1,267		Offenses (*)		Arrests (**)		
Offense Overview				Group A Offenses	Reported	Cleared	Adult	Juvenile
Offense Total	15			Crimes Against Persons (***)				
Number Cleared	3			Murder and Nonnegligent Manslaughter	0	0	0	0
Percent Cleared	20.00%			Negligent Manslaughter	0	0	0	0
Group A Crimes per 100,000 population	1,183.9			Aggravated Assault	0	0	0	0
				Simple Assault	3	0	0	0
				Intimidation	1	0	0	0
				Stalking	0	0	0	0
				All Rape	0	0	0	0
				Criminal Sexual Contact	0	0	0	0
				Incest	0	0	0	0
				Statutory Rape	0	0	0	0
				Commercial Sex Acts	0	0	0	0
				Involuntary Servitude	0	0	0	0
				Kidnapping/Abduction	0	0	0	0
				Crimes Against Property				
				Arson	0	0	0	0
				Bribery	0	0	0	0
				Burglary/Breaking & Entering	0	0	0	0
				Counterfeiting/Forgery	1	0	0	0
				Destruction/Damage/Vandalism of Property	1	0	0	0
				Embezzlement	0	0	0	0
				Extortion/Blackmail	0	0	0	0
				False Pretenses/Swindle/Confidence Game	2	0	0	0
				Credit Card/Automated Teller Machine Fraud	0	0	0	0
				Impersonation	0	0	0	0
				Welfare Fraud	0	0	0	0
				Wire Fraud	1	0	0	0
				Identity Theft	1	0	0	0
				Hacking/Computer Invasion	0	0	0	0
				Robbery	0	0	0	0
				Pocket-picking	0	0	0	0
				Purse-snatching	0	0	0	0
				Shoplifting	0	0	0	0
				Theft From Building	0	0	0	0
				Theft From Coin Operated Machine or Device	0	0	0	0
				Theft From Motor Vehicle	0	0	0	0
				Theft of Motor Vehicle Parts/Accessories	0	0	0	0
				All Other Larceny	2	0	0	0
				Motor Vehicle Theft	0	0	0	0
				Stolen Property Offenses	0	0	0	0
				Crimes Against Society				
				Drug/Narcotic Violations	2	2	2	0
				Drug Equipment Violations	1	1	0	0
				Betting/Wagering	0	0	0	0
				Operating/Promoting/Assisting Gambling	0	0	0	0
				Gambling Equipment Violations	0	0	0	0
				Sports Tampering	0	0	0	0
				Pornography/Obscene Material	0	0	0	0
				Prostitution	0	0	0	0
				Assisting or Promoting Prostitution	0	0	0	0
				Purchasing Prostitution	0	0	0	0
				Weapon Law Violations	0	0	0	0
				Animal Cruelty	0	0	0	0
				Total Group A Offenses	15	3	2	0

Arrest Overview			
Total Arrests	6		
Adult Arrests	6		
Juvenile Arrests	0		
Unknown Age	0		
Arrests per 100,000 population	473.6		
Average number offenses/incident	1.07		

Domestic Incident Victims			
Offense	Reported	Cleared	
Murder and Nonnegligent Manslaughter	0	0	
Aggravated Assault	0	0	
Simple Assault	3	0	
Intimidation	1	0	
Stalking	0	0	
All Rape	0	0	
Criminal Sexual Contact	0	0	
Incest	0	0	
Statutory Rape	0	0	
Kidnapping/Abduction	0	0	
Total	4	0	

Group B Arrests			
Offense	Adult	Juvenile	
Curfew/Loitering/Vagrancy Violations	0	0	
Disorderly Conduct	0	0	
Driving Under the Influence	3	0	
Family Offenses (Nonviolent)	0	0	
Liquor Law Violations	0	0	
Trespass of Real Property	0	0	
All Other Offenses	1	0	
Total Group B	4	0	

(*) Offenses are counted using the FBI Units of Count for Crime
(**) The 'Arrests' column shows arrests made for incidents during the selected period, regardless of arrest date. Arrest counts for the same period may change over time.
(***) Negligent Manslaughter now includes the killing of another person associated with driving under the influence, distracted driving (using a cell or smartphone), and reckless driving fatalities.

Sioux County Sheriff's Office – 2025

2025 Population Estimate		3,665		Offenses (*)		Arrests (**)	
				Reported	Cleared	Adult	Juvenile
Offense Overview				Group A Offenses			
Offense Total	5	Crimes Against Persons (***)					
Number Cleared	5	Murder and Nonnegligent Manslaughter					
Percent Cleared	100.00%	Negligent Manslaughter					
Group A Crimes per 100,000 population	136.4	Aggravated Assault					
		Simple Assault					
		Intimidation					
		Stalking					
		All Rape					
		Criminal Sexual Contact					
		Incest					
		Statutory Rape					
		Commercial Sex Acts					
		Involuntary Servitude					
		Kidnapping/Abduction					
Arrest Overview				Crimes Against Property			
Total Arrests	5	Arson					
Adult Arrests	5	Bribery					
Juvenile Arrests	0	Burglary/Breaking & Entering					
Unknown Age	0	Counterfeiting/Forgery					
Arrests per 100,000 population	136.4	Destruction/Damage/Vandalism of Property					
Average number offenses/incident	1.25	Embezzlement					
		Extortion/Blackmail					
		False Pretenses/Swindle/Confidence Game					
		Credit Card/Automated Teller Machine Fraud					
		Impersonation					
		Welfare Fraud					
		Wire Fraud					
		Identity Theft					
		Hacking/Computer Invasion					
		Robbery					
		Pocket-picking					
		Purse-snatching					
		Shoplifting					
		Theft From Building					
		Theft From Coin Operated Machine or Device					
		Theft From Motor Vehicle					
		Theft of Motor Vehicle Parts/Accessories					
		All Other Larceny					
		Motor Vehicle Theft					
		Stolen Property Offenses					
				Crimes Against Society			
		Drug/Narcotic Violations					
		Drug Equipment Violations					
		Betting/Wagering					
		Operating/Promoting/Assisting Gambling					
		Gambling Equipment Violations					
		Sports Tampering					
		Pornography/Obscene Material					
		Prostitution					
		Assisting or Promoting Prostitution					
		Purchasing Prostitution					
		Weapon Law Violations					
		Animal Cruelty					
		Total Group A Offenses					
		Total Group B					
		Curfew/Loitering/Vagrancy Violations					
		Disorderly Conduct					
		Driving Under the Influence					
		Family Offenses (Nonviolent)					
		Liquor Law Violations					
		Trespass of Real Property					
		All Other Offenses					
		Total Group B					

(*) Offenses are counted using the FBI Units of Count for Crime
 (**) The 'Arrests' column shows arrests made for incidents during the selected period, regardless of arrest date. Arrest counts for the same period may change over time.
 (***) Negligent Manslaughter now includes the killing of another person associated with driving under the influence, distracted driving (using a cell or smartphone), and reckless driving fatalities.

Slope County Sheriff's Office – 2025

2025 Population Estimate		649	Offenses (*)		Arrests (**)	
			Reported	Cleared	Adult	Juvenile
Offense Overview			Group A Offenses			
Offense Total	0		Crimes Against Persons (***)			
Number Cleared	0		Murder and Nonnegligent Manslaughter	0	0	0
Percent Cleared	0.00%		Negligent Manslaughter	0	0	0
Group A Crimes per 100,000 population	0.0		Aggravated Assault	0	0	0
			Simple Assault	0	0	0
			Intimidation	0	0	0
			Stalking	0	0	0
			All Rape	0	0	0
			Criminal Sexual Contact	0	0	0
			Incest	0	0	0
			Statutory Rape	0	0	0
			Commercial Sex Acts	0	0	0
			Involuntary Servitude	0	0	0
			Kidnapping/Abduction	0	0	0
			Crimes Against Property			
			Arson	0	0	0
			Bribery	0	0	0
			Burglary/Breaking & Entering	0	0	0
			Counterfeiting/Forgery	0	0	0
			Destruction/Damage/Vandalism of Property	0	0	0
			Embezzlement	0	0	0
			Extortion/Blackmail	0	0	0
			False Pretenses/Swindle/Confidence Game	0	0	0
			Credit Card/Automated Teller Machine Fraud	0	0	0
			Impersonation	0	0	0
			Welfare Fraud	0	0	0
			Wire Fraud	0	0	0
			Identity Theft	0	0	0
			Hacking/Computer Invasion	0	0	0
			Robbery	0	0	0
			Pocket-picking	0	0	0
			Purse-snatching	0	0	0
			Shoplifting	0	0	0
			Theft From Building	0	0	0
			Theft From Coin Operated Machine or Device	0	0	0
			Theft From Motor Vehicle	0	0	0
			Theft of Motor Vehicle Parts/Accessories	0	0	0
			All Other Larceny	0	0	0
			Motor Vehicle Theft	0	0	0
			Stolen Property Offenses	0	0	0
			Crimes Against Society			
			Drug/Narcotic Violations	0	0	0
			Drug Equipment Violations	0	0	0
			Betting/Wagering	0	0	0
			Operating/Promoting/Assisting Gambling	0	0	0
			Gambling Equipment Violations	0	0	0
			Sports Tampering	0	0	0
			Pornography/Obscene Material	0	0	0
			Prostitution	0	0	0
			Assisting or Promoting Prostitution	0	0	0
			Purchasing Prostitution	0	0	0
			Weapon Law Violations	0	0	0
			Animal Cruelty	0	0	0
			Total Group A Offenses	0	0	0
Arrest Overview						
Total Arrests	0					
Adult Arrests	0					
Juvenile Arrests	0					
Unknown Age	0					
Arrests per 100,000 population	0.0					
Average number offenses/incident	0.00					
Domestic Incident Victims						
Offense	Reported	Cleared				
Murder and Nonnegligent Manslaughter	0	0				
Aggravated Assault	0	0				
Simple Assault	0	0				
Intimidation	0	0				
Stalking	0	0				
All Rape	0	0				
Criminal Sexual Contact	0	0				
Incest	0	0				
Statutory Rape	0	0				
Kidnapping/Abduction	0	0				
Total	0	0				
Group B Arrests						
Offense	Adult	Juvenile				
Curfew/Loitering/Vagrancy Violations	0	0				
Disorderly Conduct	0	0				
Driving Under the Influence	0	0				
Family Offenses (Nonviolent)	0	0				
Liquor Law Violations	0	0				
Trespass of Real Property	0	0				
All Other Offenses	0	0				
Total Group B	0	0				

(*) Offenses are counted using the FBI Units of Count for Crime
 (**) The 'Arrests' column shows arrests made for incidents during the selected period, regardless of arrest date. Arrest counts for the same period may change over time.
 (***) Negligent Manslaughter now includes the killing of another person associated with driving under the influence, distracted driving (using a cell or smartphone), and reckless driving fatalities.

Stark County Sheriff's Office – 2025

2025 Population Estimate		8,009		Offenses (*)		Arrests (**)	
Offense Overview				Reported	Cleared	Adult	Juvenile
Offense Total	213	Group A Offenses					
Number Cleared	74	Crimes Against Persons (***)					
Percent Cleared	34.74%	Murder and Nonnegligent Manslaughter	0	0	0	0	
Group A Crimes per 100,000 population	2,659.5	Negligent Manslaughter	0	0	0	0	
		Aggravated Assault	4	2	2	0	
		Simple Assault	24	7	4	2	
		Intimidation	29	14	5	1	
		Stalking	1	0	0	0	
		All Rape	0	0	0	0	
		Criminal Sexual Contact	5	0	0	0	
		Incest	0	0	0	0	
		Statutory Rape	1	0	0	0	
		Commercial Sex Acts	0	0	0	0	
		Involuntary Servitude	0	0	0	0	
		Kidnapping/Abduction	0	0	0	0	
		Crimes Against Property					
		Arson	0	0	0	0	
		Bribery	0	0	0	0	
		Burglary/Breaking & Entering	2	0	0	0	
		Counterfeiting/Forgery	0	0	0	0	
		Destruction/Damage/Vandalism of Property	32	0	0	0	
		Embezzlement	0	0	0	0	
		Extortion/Blackmail	0	0	0	0	
		False Pretenses/Swindle/Confidence Game	11	0	0	0	
		Credit Card/Automated Teller Machine Fraud	0	0	0	0	
		Impersonation	0	0	0	0	
		Welfare Fraud	0	0	0	0	
		Wire Fraud	0	0	0	0	
		Identity Theft	2	0	0	0	
		Hacking/Computer Invasion	0	0	0	0	
		Robbery	1	0	0	0	
		Pocket-picking	0	0	0	0	
		Purse-snatching	0	0	0	0	
		Shoplifting	0	0	0	0	
		Theft From Building	2	0	0	0	
		Theft From Coin Operated Machine or Device	0	0	0	0	
		Theft From Motor Vehicle	0	0	0	0	
		Theft of Motor Vehicle Parts/Accessories	0	0	0	0	
		All Other Larceny	34	1	0	0	
		Motor Vehicle Theft	6	1	0	1	
		Stolen Property Offenses	3	1	0	0	
		Crimes Against Society					
		Drug/Narcotic Violations	24	21	20	1	
		Drug Equipment Violations	27	25	16	1	
		Betting/Wagering	0	0	0	0	
		Operating/Promoting/Assisting Gambling	0	0	0	0	
		Gambling Equipment Violations	0	0	0	0	
		Sports Tampering	0	0	0	0	
		Pornography/Obscene Material	0	0	0	0	
		Prostitution	0	0	0	0	
		Assisting or Promoting Prostitution	0	0	0	0	
		Purchasing Prostitution	0	0	0	0	
		Weapon Law Violations	4	2	1	0	
		Animal Cruelty	1	0	0	0	
		Total Group A Offenses	213	74	48	6	
Arrest Overview							
Total Arrests	179	Group B Arrests					
Adult Arrests	155			Adult	Juvenile		
Juvenile Arrests	24	Curfew/Loitering/Vagrancy Violations	0	0	0	0	
Unknown Age	0	Disorderly Conduct	1	0	0	0	
Arrests per 100,000 population	2,235.0	Driving Under the Influence	32	1	0	0	
		Family Offenses (Nonviolent)	0	0	0	0	
		Liquor Law Violations	16	14	0	0	
		Trespass of Real Property	3	0	0	0	
		All Other Offenses	55	3	0	0	
		Total Group B	107	18			
		Average number offenses/incident	1.20				
Domestic Incident Victims							
Offense	Reported	Cleared					
Murder and Nonnegligent Manslaughter	0	0					
Aggravated Assault	2	1					
Simple Assault	12	3					
Intimidation	5	2					
Stalking	0	0					
All Rape	0	0					
Criminal Sexual Contact	0	0					
Incest	0	0					
Statutory Rape	0	0					
Kidnapping/Abduction	0	0					
Total	19	6					

(*) Offenses are counted using the FBI Units of Count for Crime
 (**) The 'Arrests' column shows arrests made for incidents during the selected period, regardless of arrest date. Arrest counts for the same period may change over time.
 (***) Negligent Manslaughter now includes the killing of another person associated with driving under the influence, distracted driving (using a cell or smartphone), and reckless driving fatalities.

Steele County Sheriff's Office – 2025

2025 Population Estimate		1,757	Offenses (*)		Arrests (**)		
Offense Overview			Reported	Cleared	Adult	Juvenile	
Offense Total	14		Group A Offenses				
Number Cleared	9		Crimes Against Persons (***)				
Percent Cleared	64.29%		Murder and Nonnegligent Manslaughter	0	0	0	0
Group A Crimes per 100,000 population	796.8		Negligent Manslaughter	0	0	0	0
			Aggravated Assault	0	0	0	0
			Simple Assault	2	2	2	0
			Intimidation	2	2	1	0
			Stalking	0	0	0	0
			All Rape	0	0	0	0
			Criminal Sexual Contact	0	0	0	0
			Incest	0	0	0	0
			Statutory Rape	0	0	0	0
			Commercial Sex Acts	0	0	0	0
			Involuntary Servitude	0	0	0	0
			Kidnapping/Abduction	0	0	0	0
			Crimes Against Property				
			Arson	0	0	0	0
			Bribery	0	0	0	0
			Burglary/Breaking & Entering	0	0	0	0
			Counterfeiting/Forgery	0	0	0	0
			Destruction/Damage/Vandalism of Property	1	1	0	0
			Embezzlement	0	0	0	0
			Extortion/Blackmail	0	0	0	0
			False Pretenses/Swindle/Confidence Game	0	0	0	0
			Credit Card/Automated Teller Machine Fraud	0	0	0	0
			Impersonation	0	0	0	0
			Welfare Fraud	0	0	0	0
			Wire Fraud	0	0	0	0
			Identity Theft	0	0	0	0
			Hacking/Computer Invasion	0	0	0	0
			Robbery	0	0	0	0
			Pocket-picking	0	0	0	0
			Purse-snatching	0	0	0	0
			Shoplifting	0	0	0	0
			Theft From Building	0	0	0	0
			Theft From Coin Operated Machine or Device	0	0	0	0
			Theft From Motor Vehicle	0	0	0	0
			Theft of Motor Vehicle Parts/Accessories	0	0	0	0
			All Other Larceny	2	0	0	0
			Motor Vehicle Theft	0	0	0	0
			Stolen Property Offenses	0	0	0	0
			Crimes Against Society				
			Drug/Narcotic Violations	3	2	1	0
			Drug Equipment Violations	3	2	2	0
			Betting/Wagering	0	0	0	0
			Operating/Promoting/Assisting Gambling	0	0	0	0
			Gambling Equipment Violations	0	0	0	0
			Sports Tampering	0	0	0	0
			Pornography/Obscene Material	0	0	0	0
			Prostitution	0	0	0	0
			Assisting or Promoting Prostitution	0	0	0	0
			Purchasing Prostitution	0	0	0	0
			Weapon Law Violations	1	0	0	0
			Animal Cruelty	0	0	0	0
			Total Group A Offenses	14	9	6	0

Domestic Incident Victims		
Offense	Reported	Cleared
Murder and Nonnegligent Manslaughter	0	0
Aggravated Assault	0	0
Simple Assault	2	2
Intimidation	0	0
Stalking	0	0
All Rape	0	0
Criminal Sexual Contact	0	0
Incest	0	0
Statutory Rape	0	0
Kidnapping/Abduction	0	0
Total	2	2

Group B Arrests		
Offense	Adult	Juvenile
Curfew/Loitering/Vagrancy Violations	0	0
Disorderly Conduct	0	0
Driving Under the Influence	2	0
Family Offenses (Nonviolent)	0	0
Liquor Law Violations	1	0
Trespass of Real Property	0	0
All Other Offenses	0	0
Total Group B	3	0

(*) Offenses are counted using the FBI Units of Count for Crime
(**) The 'Arrests' column shows arrests made for incidents during the selected period, regardless of arrest date. Arrest counts for the same period may change over time.
(***) Negligent Manslaughter now includes the killing of another person associated with driving under the influence, distracted driving (using a cell or smartphone), and reckless driving fatalities.

Stutsman County Sheriff's Office – 2025

2025 Population Estimate		5,713		Offenses (*)		Arrests (**)		
Offense Overview				Reported	Cleared	Adult	Juvenile	
Offense Total		81		Group A Offenses				
Number Cleared		33		Crimes Against Persons (***)				
Percent Cleared		40.74%		Murder and Nonnegligent Manslaughter	0	0	0	0
Group A Crimes per 100,000 population		1,417.8		Negligent Manslaughter	0	0	0	0
Arrest Overview				Aggravated Assault	2	2	2	0
Total Arrests		60		Simple Assault	22	12	10	0
Adult Arrests		58		Intimidation	5	3	3	1
Juvenile Arrests		2		Stalking	1	1	0	0
Unknown Age		0		All Rape	4	3	3	0
Arrests per 100,000 population		1,050.2		Criminal Sexual Contact	0	0	0	0
Average number offenses/incident				1.08	Incest	0	0	0
Domestic Incident Victims				Statutory Rape	0	0	0	0
Offense	Reported	Cleared		Commercial Sex Acts	0	0	0	0
Murder and Nonnegligent Manslaughter	0	0		Involuntary Servitude	0	0	0	0
Aggravated Assault	0	0		Kidnapping/Abduction	0	0	0	0
Simple Assault	0	0		Crimes Against Property				
Intimidation	0	0		Arson	1	0	0	0
Stalking	0	0		Bribery	0	0	0	0
All Rape	0	0		Burglary/Breaking & Entering	5	1	1	0
Criminal Sexual Contact	0	0		Counterfeiting/Forgery	0	0	0	0
Incest	0	0		Destruction/Damage/Vandalism of Property	7	3	2	0
Statutory Rape	0	0		Embezzlement	0	0	0	0
Kidnapping/Abduction	0	0		Extortion/Blackmail	0	0	0	0
Total	0	0		False Pretenses/Swindle/Confidence Game	6	0	0	0
Group B Arrests				Credit Card/Automated Teller Machine Fraud	0	0	0	0
Offense	Adult	Juvenile		Impersonation	1	0	0	0
Curfew/Litering/Vagrancy Violations	0	0		Welfare Fraud	0	0	0	0
Disorderly Conduct	1	0		Wire Fraud	2	0	0	0
Driving Under the Influence	10	0		Identity Theft	0	0	0	0
Family Offenses (Nonviolent)	0	0		Hacking/Computer Invasion	0	0	0	0
Liquor Law Violations	0	0		Robbery	1	1	1	0
Trespass of Real Property	0	0		Pocket-picking	0	0	0	0
All Other Offenses	21	1		Purse-snatching	0	0	0	0
Total Group B	32	1		Shoplifting	0	0	0	0
				Theft From Building	2	1	0	0
				Theft From Coin Operated Machine or Device	0	0	0	0
				Theft From Motor Vehicle	2	0	0	0
				Theft of Motor Vehicle Parts/Accessories	0	0	0	0
				All Other Larceny	14	1	2	0
				Motor Vehicle Theft	3	2	1	0
				Stolen Property Offenses	0	0	0	0
				Crimes Against Society				
				Drug/Narcotic Violations	1	1	1	0
				Drug Equipment Violations	2	2	0	0
				Betting/Wagering	0	0	0	0
				Operating/Promoting/Assisting Gambling	0	0	0	0
				Gambling Equipment Violations	0	0	0	0
				Sports Tampering	0	0	0	0
				Pornography/Obscene Material	0	0	0	0
				Prostitution	0	0	0	0
				Assisting or Promoting Prostitution	0	0	0	0
				Purchasing Prostitution	0	0	0	0
				Weapon Law Violations	0	0	0	0
				Animal Cruelty	0	0	0	0
				Total Group A Offenses	81	33	26	1

(*) Offenses are counted using the FBI Units of Count for Crime
 (**) The 'Arrests' column shows arrests made for incidents during the selected period, regardless of arrest date. Arrest counts for the same period may change over time.
 (***) Negligent Manslaughter now includes the killing of another person associated with driving under the influence, distracted driving (using a cell or smartphone), and reckless driving fatalities.

Towner County Sheriff's Office – 2025

2025 Population Estimate		2,025	Offenses (*)		Arrests (**)	
			Reported	Cleared	Adult	Juvenile
Offense Overview			Group A Offenses			
Offense Total	25		Crimes Against Persons (***)			
Number Cleared	16		Murder and Nonnegligent Manslaughter			
Percent Cleared	64.00%		Negligent Manslaughter			
Group A Crimes per 100,000 population	1,234.6		Aggravated Assault			
			Simple Assault			
			Intimidation			
			Stalking			
			All Rape			
			Criminal Sexual Contact			
			Incest			
			Statutory Rape			
			Commercial Sex Acts			
			Involuntary Servitude			
			Kidnapping/Abduction			
			Crimes Against Property			
			Arson			
			Bribery			
			Burglary/Breaking & Entering			
			Counterfeiting/Forgery			
			Destruction/Damage/Vandalism of Property			
			Embezzlement			
			Extortion/Blackmail			
			False Pretenses/Swindle/Confidence Game			
			Credit Card/Automated Teller Machine Fraud			
			Impersonation			
			Welfare Fraud			
			Wire Fraud			
			Identity Theft			
			Hacking/Computer Invasion			
			Robbery			
			Pocket-picking			
			Purse-snatching			
			Shoplifting			
			Theft From Building			
			Theft From Coin Operated Machine or Device			
			Theft From Motor Vehicle			
			Theft of Motor Vehicle Parts/Accessories			
			All Other Larceny			
			Motor Vehicle Theft			
			Stolen Property Offenses			
			Crimes Against Society			
			Drug/Narcotic Violations			
			Drug Equipment Violations			
			Betting/Wagering			
			Operating/Promoting/Assisting Gambling			
			Gambling Equipment Violations			
			Sports Tampering			
			Pornography/Obscene Material			
			Prostitution			
			Assisting or Promoting Prostitution			
			Purchasing Prostitution			
			Weapon Law Violations			
			Animal Cruelty			
			Total Group A Offenses			
			25	16	12	0
Arrest Overview						
Total Arrests	19					
Adult Arrests	19					
Juvenile Arrests	0					
Unknown Age	0					
Arrests per 100,000 population	938.3					
Average number offenses/incident	1.32					
Domestic Incident Victims						
Offense	Reported	Cleared				
Murder and Nonnegligent Manslaughter	0	0				
Aggravated Assault	1	1				
Simple Assault	2	1				
Intimidation	0	0				
Stalking	0	0				
All Rape	0	0				
Criminal Sexual Contact	0	0				
Incest	0	0				
Statutory Rape	0	0				
Kidnapping/Abduction	0	0				
Total	3	2				
Group B Arrests						
Offense	Adult	Juvenile				
Curfew/Loitering/Vagrancy Violations	0	0				
Disorderly Conduct	1	0				
Driving Under the Influence	3	0				
Family Offenses (Nonviolent)	0	0				
Liquor Law Violations	0	0				
Trespass of Real Property	0	0				
All Other Offenses	3	0				
Total Group B	7	0				

(*) Offenses are counted using the FBI Units of Count for Crime
 (**) The 'Arrests' column shows arrests made for incidents during the selected period, regardless of arrest date. Arrest counts for the same period may change over time.
 (***) Negligent Manslaughter now includes the killing of another person associated with driving under the influence, distracted driving (using a cell or smartphone), and reckless driving fatalities.

Trail County Sheriff's Office – 2025

2025 Population Estimate		7,974	Offenses (**)		Arrests (**)		
Offense Overview			Group A Offenses	Reported	Cleared	Adult	Juvenile
Offense Total		96	Crimes Against Persons (***)				
Number Cleared		23	Murder and Nonnegligent Manslaughter	0	0	0	0
Percent Cleared		23.96%	Negligent Manslaughter	0	0	0	0
Group A Crimes per 100,000 population		1,203.9	Aggravated Assault	1	1	1	0
			Simple Assault	19	11	8	2
			Intimidation	3	0	0	0
			Stalking	2	1	0	0
			All Rape	0	0	0	0
			Criminal Sexual Contact	2	0	0	0
			Incest	0	0	0	0
			Statutory Rape	0	0	0	0
			Commercial Sex Acts	0	0	0	0
			Involuntary Servitude	0	0	0	0
			Kidnapping/Abduction	1	1	0	0
			Crimes Against Property				
			Arson	1	0	0	0
			Bribery	0	0	0	0
			Burglary/Breaking & Entering	4	0	0	0
			Counterfeiting/Forgery	2	0	0	0
			Destruction/Damage/Vandalism of Property	11	0	0	0
			Embezzlement	0	0	0	0
			Extortion/Blackmail	0	0	0	0
			False Pretenses/Swindle/Confidence Game	3	2	2	0
			Credit Card/Automated Teller Machine Fraud	0	0	0	0
			Impersonation	0	0	0	0
			Welfare Fraud	0	0	0	0
			Wire Fraud	1	0	0	0
			Identity Theft	5	0	0	0
			Hacking/Computer Invasion	0	0	0	0
			Robbery	0	0	0	0
			Pocket-picking	0	0	0	0
			Purse-snatching	0	0	0	0
			Shoplifting	2	0	0	0
			Theft From Building	2	0	0	0
			Theft From Coin Operated Machine or Device	0	0	0	0
			Theft From Motor Vehicle	1	0	0	0
			Theft of Motor Vehicle Parts/Accessories	0	0	0	0
			All Other Larceny	19	0	0	0
			Motor Vehicle Theft	7	3	3	0
			Stolen Property Offenses	0	0	0	0
			Crimes Against Society				
			Drug/Narcotic Violations	5	2	1	0
			Drug Equipment Violations	3	1	0	1
			Betting/Wagering	0	0	0	0
			Operating/Promoting/Assisting Gambling	0	0	0	0
			Gambling Equipment Violations	0	0	0	0
			Sports Tampering	0	0	0	0
			Pornography/Obscene Material	0	0	0	0
			Prostitution	0	0	0	0
			Assisting or Promoting Prostitution	0	0	0	0
			Purchasing Prostitution	0	0	0	0
			Weapon Law Violations	1	1	0	0
			Animal Cruelty	1	0	0	0
			Total Group A Offenses	96	23	15	3

Arrest Overview		
Total Arrests		52
Adult Arrests		48
Juvenile Arrests		4
Unknown Age		0
Arrests per 100,000 population		652.1
Average number offenses/incident		1.17

Domestic Incident Victims		
Offense	Reported	Cleared
Murder and Nonnegligent Manslaughter	0	0
Aggravated Assault	0	0
Simple Assault	13	9
Intimidation	1	0
Stalking	1	0
All Rape	0	0
Criminal Sexual Contact	0	0
Incest	0	0
Statutory Rape	0	0
Kidnapping/Abduction	1	1
Total	16	10

Group B Arrests		
Offense	Adult	Juvenile
Curfew/Loitering/Vagrancy Violations	0	0
Disorderly Conduct	0	0
Driving Under the Influence	21	1
Family Offenses (Nonviolent)	0	0
Liquor Law Violations	6	0
Trespass of Real Property	0	0
All Other Offenses	6	0
Total Group B	33	1

(*) Offenses are counted using the FBI Units of Count for Crime
(**) The 'Arrests' column shows arrests made for incidents during the selected period, regardless of arrest date. Arrest counts for the same period may change over time.
(***) Negligent Manslaughter now includes the killing of another person associated with driving under the influence, distracted driving (using a cell or smartphone), and reckless driving fatalities.

Walsh County Sheriff's Office – 2025

2025 Population Estimate 6,120

Offense Overview

Offense Total 237
 Number Cleared 77
 Percent Cleared 32.49%
 Group A Crimes per 100,000 population 3,872.5

Arrest Overview

Total Arrests 173
 Adult Arrests 157
 Juvenile Arrests 16
 Unknown Age 0
 Arrests per 100,000 population 2,826.8
 Average number offenses/incident 1.19

Domestic Incident Victims

Offense	Reported	Cleared
Murder and Nonnegligent Manslaughter	0	0
Aggravated Assault	4	2
Simple Assault	10	3
Intimidation	7	4
Stalking	0	0
All Rape	0	0
Criminal Sexual Contact	1	0
Incest	0	0
Statutory Rape	0	0
Kidnapping/Abduction	0	0
Total	22	9

Group B Arrests

Offense	Adult	Juvenile
Curfew/Loitering/Vagrancy Violations	0	0
Disorderly Conduct	2	0
Driving Under the Influence	32	2
Family Offenses (Nonviolent)	0	0
Liquor Law Violations	13	3
Trespass of Real Property	4	6
All Other Offenses	56	3
Total Group B	107	14

(*) Offenses are counted using the FBI Units of Count for Crime
 (**) The 'Arrests' column shows arrests made for incidents during the selected period, regardless of arrest date. Arrest counts for the same period may change over time.
 (***) Negligent Manslaughter now includes the killing of another person associated with driving under the influence, distracted driving (using a cell or smartphone), and reckless driving fatalities.

Group A Offenses	Offenses (*)		Arrests (**)	
	Reported	Cleared	Adult	Juvenile
Crimes Against Persons (***)				
Murder and Nonnegligent Manslaughter	0	0	0	0
Negligent Manslaughter	0	0	0	0
Aggravated Assault	7	3	3	0
Simple Assault	26	6	5	0
Intimidation	16	9	3	1
Stalking	1	0	0	0
All Rape	0	0	0	0
Criminal Sexual Contact	6	0	0	0
Incest	0	0	0	0
Statutory Rape	2	0	0	0
Commercial Sex Acts	0	0	0	0
Involuntary Servitude	0	0	0	0
Kidnapping/Abduction	0	0	0	0
Crimes Against Property				
Arson	1	1	0	0
Bribery	0	0	0	0
Burglary/Breaking & Entering	3	1	0	0
Counterfeiting/Forgery	3	0	0	0
Destruction/Damage/Vandalism of Property	41	5	2	0
Embezzlement	0	0	0	0
Extortion/Blackmail	0	0	0	0
False Pretenses/Swindle/Confidence Game	8	0	0	0
Credit Card/Automated Teller Machine Fraud	0	0	0	0
Impersonation	0	0	0	0
Welfare Fraud	0	0	0	0
Wire Fraud	0	0	0	0
Identity Theft	3	0	0	0
Hacking/Computer Invasion	0	0	0	0
Robbery	0	0	0	0
Pocket-picking	0	0	0	0
Purse-snatching	0	0	0	0
Shoplifting	0	0	0	0
Theft From Building	0	0	0	0
Theft From Coin Operated Machine or Device	0	0	0	0
Theft From Motor Vehicle	1	1	0	0
Theft of Motor Vehicle Parts/Accessories	1	0	0	0
All Other Larceny	31	0	0	0
Motor Vehicle Theft	6	2	1	0
Stolen Property Offenses	5	1	0	0
Crimes Against Society				
Drug/Narcotic Violations	34	23	21	1
Drug Equipment Violations	31	22	13	0
Betting/Wagering	0	0	0	0
Operating/Promoting/Assisting Gambling	0	0	0	0
Gambling Equipment Violations	0	0	0	0
Sports Tampering	0	0	0	0
Pornography/Obscene Material	1	1	1	0
Prostitution	0	0	0	0
Assisting or Promoting Prostitution	0	0	0	0
Purchasing Prostitution	0	0	0	0
Weapon Law Violations	10	2	1	0
Animal Cruelty	0	0	0	0
Total Group A Offenses	237	77	50	2

Ward County Sheriff's Office – 2025

2025 Population Estimate		16,525	Offenses (*)		Arrests (**)	
Offense Overview			Reported	Cleared	Adult	Juvenile
Offense Total	545					
Number Cleared	383					
Percent Cleared	70.28%					
Group A Crimes per 100,000 population	3,298.0					
Arrest Overview						
Total Arrests	520					
Adult Arrests	351					
Juvenile Arrests	169					
Unknown Age	0					
Arrests per 100,000 population	3,146.7					
Average number offenses/incident	1.30					
Domestic Incident Victims						
Offense	Reported	Cleared				
Murder and Nonnegligent Manslaughter	0	0				
Aggravated Assault	1	1				
Simple Assault	10	9				
Intimidation	0	0				
Stalking	0	0				
All Rape	0	0				
Criminal Sexual Contact	0	0				
Incest	0	0				
Statutory Rape	0	0				
Kidnapping/Abduction	0	0				
Total	11	10				
Group B Arrests						
Offense	Adult	Juvenile				
Curfew/Loitering/Vagrancy Violations	0	0				
Disorderly Conduct	3	56				
Driving Under the Influence	65	0				
Family Offenses (Nonviolent)	1	0				
Liquor Law Violations	37	13				
Trespass of Real Property	3	1				
All Other Offenses	48	3				
Total Group B	157	73				
(*) Offenses are counted using the FBI Units of Count for Crime						
(**) The 'Arrests' column shows arrests made for incidents during the selected period, regardless of arrest date. Arrest counts for the same period may change over time.						
(***) Negligent Manslaughter now includes the killing of another person associated with driving under the influence, distracted driving (using a cell or smartphone), and reckless driving fatalities.						
Group A Offenses						
Crimes Against Persons (***)						
Murder and Nonnegligent Manslaughter	0	0	0	0	0	0
Negligent Manslaughter	0	0	0	0	0	0
Aggravated Assault	24	19	7	6		
Simple Assault	134	126	27	77		
Intimidation	12	8	3	1		
Stalking	9	4	2	0		
All Rape	2	1	0	0		
Criminal Sexual Contact	11	3	0	2		
Incest	0	0	0	0		
Statutory Rape	0	0	0	0		
Commercial Sex Acts	0	0	0	0		
Involuntary Servitude	0	0	0	0		
Kidnapping/Abduction	1	1	0	0		
Crimes Against Property						
Arson	0	0	0	0		
Bribery	0	0	0	0		
Burglary/Breaking & Entering	2	0	0	0		
Counterfeiting/Forgery	11	3	4	0		
Destruction/Damage/Vandalism of Property	15	6	2	2		
Embezzlement	1	0	0	0		
Extortion/Blackmail	3	0	0	0		
False Pretenses/Swindle/Confidence Game	7	4	1	0		
Credit Card/Automated Teller Machine Fraud	0	0	0	0		
Impersonation	1	0	0	0		
Welfare Fraud	1	0	0	0		
Wire Fraud	1	0	0	0		
Identity Theft	5	1	0	0		
Hacking/Computer Invasion	0	0	0	0		
Robbery	3	0	0	0		
Pocket-picking	1	0	0	0		
Purse-snatching	0	0	0	0		
Shoplifting	1	0	0	0		
Theft From Building	0	0	0	0		
Theft From Coin Operated Machine or Device	2	0	0	0		
Theft From Motor Vehicle	4	1	0	1		
Theft of Motor Vehicle Parts/Accessories	2	1	0	0		
All Other Larceny	16	5	3	1		
Motor Vehicle Theft	16	5	4	2		
Stolen Property Offenses	6	3	0	0		
Crimes Against Society						
Drug/Narcotic Violations	129	99	77	2		
Drug Equipment Violations	108	87	59	1		
Betting/Wagering	0	0	0	0		
Operating/Promoting/Assisting Gambling	0	0	0	0		
Gambling Equipment Violations	0	0	0	0		
Sports Tampering	0	0	0	0		
Pornography/Obscene Material	9	2	1	1		
Prostitution	0	0	0	0		
Assisting or Promoting Prostitution	0	0	0	0		
Purchasing Prostitution	0	0	0	0		
Weapon Law Violations	2	1	1	0		
Animal Cruelty	6	3	3	0		
Total Group A Offenses	545	383	194	96		

Wells County Sheriff's Office – 2025

2025 Population Estimate		2,208		Offenses (*)		Arrests (**)	
				Reported	Cleared	Adult	Juvenile
Offense Overview				Group A Offenses			
Offense Total	35	Crimes Against Persons (***)					
Number Cleared	17	Murder and Nonnegligent Manslaughter					
Percent Cleared	48.57%	Negligent Manslaughter					
Group A Crimes per 100,000 population	1,585.1	Aggravated Assault					
		Simple Assault					
		Intimidation					
		Stalking					
		All Rape					
		Criminal Sexual Contact					
		Incest					
		Statutory Rape					
		Commercial Sex Acts					
		Involuntary Servitude					
		Kidnapping/Abduction					
Arrest Overview				Crimes Against Property			
Total Arrests	25	Arson					
Adult Arrests	24	Bribery					
Juvenile Arrests	1	Burglary/Breaking & Entering					
Unknown Age	0	Counterfeiting/Forgery					
Arrests per 100,000 population	1,132.2	Destruction/Damage/Vandalism of Property					
		Embezzlement					
		Extortion/Blackmail					
		False Pretenses/Swindle/Confidence Game					
		Credit Card/Automated Teller Machine Fraud					
		Impersonation					
		Welfare Fraud					
		Wire Fraud					
		Identity Theft					
		Hacking/Computer Invasion					
		Robbery					
		Pocket-picking					
		Purse-snatching					
		Shoplifting					
		Theft From Building					
		Theft From Coin Operated Machine or Device					
		Theft From Motor Vehicle					
		Theft of Motor Vehicle Parts/Accessories					
		All Other Larceny					
		Motor Vehicle Theft					
		Stolen Property Offenses					
Average number offenses/incident				Crimes Against Society			
	1.17	Drug/Narcotic Violations					
		Drug Equipment Violations					
		Betting/Wagering					
		Operating/Promoting/Assisting Gambling					
		Gambling Equipment Violations					
		Sports Tampering					
		Pornography/Obscene Material					
		Prostitution					
		Assisting or Promoting Prostitution					
		Purchasing Prostitution					
		Weapon Law Violations					
		Animal Cruelty					
Domestic Incident Victims				Total Group A Offenses			
Offense	Reported	Cleared					
Murder and Nonnegligent Manslaughter	0	0	35	17	14	0	
Aggravated Assault	0	0					
Simple Assault	4	1					
Intimidation	0	0					
Stalking	0	0					
All Rape	0	0					
Criminal Sexual Contact	0	0					
Incest	0	0					
Statutory Rape	0	0					
Kidnapping/Abduction	0	0					
Total	4	1					
Group B Arrests							
Offense	Adult	Juvenile					
Curfew/Litering/Vagrancy Violations	0	0					
Disorderly Conduct	2	1					
Driving Under the Influence	4	0					
Family Offenses (Nonviolent)	0	0					
Liquor Law Violations	0	0					
Trespass of Real Property	0	0					
All Other Offenses	4	0					
Total Group B	10	1					

(*) Offenses are counted using the FBI Units of Count for Crime
 (**) The 'Arrests' column shows arrests made for incidents during the selected period, regardless of arrest date. Arrest counts for the same period may change over time.
 (***) Negligent Manslaughter now includes the killing of another person associated with driving under the influence, distracted driving (using a cell or smartphone), and reckless driving fatalities.

REPORTING POLICE DEPARTMENTS

Berthold Police Department – 2025

2025 Population Estimate		463	Offenses (*)		Arrests (**)	
Offense Overview			Reported	Cleared	Adult	Juvenile
Offense Total	25					
Number Cleared	23					
Percent Cleared	92.00%					
Group A Crimes per 100,000 population	5,399.6					
Arrest Overview						
Total Arrests	28					
Adult Arrests	27					
Juvenile Arrests	1					
Unknown Age	0					
Arrests per 100,000 population	6,047.5					
Average number offenses/incident	1.56					
Domestic Incident Victims						
Offense	Reported	Cleared				
Murder and Nonnegligent Manslaughter	0	0				
Aggravated Assault	0	0				
Simple Assault	1	1				
Intimidation	0	0				
Stalking	0	0				
All Rape	1	1				
Criminal Sexual Contact	0	0				
Incest	0	0				
Statutory Rape	0	0				
Kidnapping/Abduction	0	0				
Total	2	2				
Group B Arrests						
Offense	Adult	Juvenile				
Curfew/Loitering/Vagrancy Violations	0	0				
Disorderly Conduct	2	0				
Driving Under the Influence	1	0				
Family Offenses (Nonviolent)	3	0				
Liquor Law Violations	0	0				
Trespass of Real Property	1	0				
All Other Offenses	6	1				
Total Group B	13	1				
<p>(*) Offenses are counted using the FBI Units of Count for Crime (**) The 'Arrests' column shows arrests made for incidents during the selected period, regardless of arrest date. Arrest counts for the same period may change over time. (***) Negligent Manslaughter now includes the killing of another person associated with driving under the influence, distracted driving (using a cell or smartphone), and reckless driving fatalities.</p>						
Group A Offenses						
Crimes Against Persons (***)						
Murder and Nonnegligent Manslaughter	0	0	0	0	0	0
Negligent Manslaughter	0	0	0	0	0	0
Aggravated Assault	0	0	0	0	0	0
Simple Assault	1	1	1	1	0	0
Intimidation	0	0	0	0	0	0
Stalking	0	0	0	0	0	0
All Rape	1	1	1	1	2	0
Criminal Sexual Contact	0	0	0	0	0	0
Incest	0	0	0	0	0	0
Statutory Rape	0	0	0	0	0	0
Commercial Sex Acts	0	0	0	0	0	0
Involuntary Servitude	0	0	0	0	0	0
Kidnapping/Abduction	0	0	0	0	0	0
Crimes Against Property						
Arson	0	0	0	0	0	0
Bribery	0	0	0	0	0	0
Burglary/Breaking & Entering	0	0	0	0	0	0
Counterfeiting/Forgery	0	0	0	0	0	0
Destruction/Damage/Vandalism of Property	1	1	1	1	1	0
Embezzlement	0	0	0	0	0	0
Extortion/Blackmail	0	0	0	0	0	0
False Pretenses/Swindle/Confidence Game	0	0	0	0	0	0
Credit Card/Automated Teller Machine Fraud	0	0	0	0	0	0
Impersonation	0	0	0	0	0	0
Welfare Fraud	0	0	0	0	0	0
Wire Fraud	0	0	0	0	0	0
Identity Theft	0	0	0	0	0	0
Hacking/Computer Invasion	0	0	0	0	0	0
Robbery	0	0	0	0	0	0
Pocket-picking	0	0	0	0	0	0
Purse-snatching	0	0	0	0	0	0
Shoplifting	0	0	0	0	0	0
Theft From Building	0	0	0	0	0	0
Theft From Coin Operated Machine or Device	0	0	0	0	0	0
Theft From Motor Vehicle	0	0	0	0	0	0
Theft of Motor Vehicle Parts/Accessories	0	0	0	0	0	0
All Other Larceny	0	0	0	0	0	0
Motor Vehicle Theft	0	0	0	0	0	0
Stolen Property Offenses	0	0	0	0	0	0
Crimes Against Society						
Drug/Narcotic Violations	11	10	9	0		
Drug Equipment Violations	9	8	2	0		
Betting/Wagering	0	0	0	0		
Operating/Promoting/Assisting Gambling	0	0	0	0		
Gambling Equipment Violations	0	0	0	0		
Sports Tampering	0	0	0	0		
Pornography/Obscene Material	0	0	0	0		
Prostitution	0	0	0	0		
Assisting or Promoting Prostitution	0	0	0	0		
Purchasing Prostitution	0	0	0	0		
Weapon Law Violations	2	2	0	0		
Animal Cruelty	0	0	0	0		
Total Group A Offenses	25	23	14	0		

Beulah Police Department – 2025

2025 Population Estimate		3,045	Offenses (*)		Arrests (**)	
Offense Overview			Reported	Cleared	Adult	Juvenile
Offense Total	84					
Number Cleared	51					
Percent Cleared	60.71%					
Group A Crimes per 100,000 population	2,758.6					
Arrest Overview						
Total Arrests	52					
Adult Arrests	52					
Juvenile Arrests	0					
Unknown Age	0					
Arrests per 100,000 population	1,707.7					
Average number offenses/incident	1.31					
Domestic Incident Victims						
Offense	Reported	Cleared				
Murder and Nonnegligent Manslaughter	0	0				
Aggravated Assault	3	3				
Simple Assault	6	4				
Intimidation	1	1				
Stalking	0	0				
All Rape	1	0				
Criminal Sexual Contact	0	0				
Incest	0	0				
Statutory Rape	0	0				
Kidnapping/Abduction	0	0				
Total	11	8				
Group B Arrests						
Offense	Adult	Juvenile				
Curfew/Loitering/Vagrancy Violations	0	0				
Disorderly Conduct	5	0				
Driving Under the Influence	10	0				
Family Offenses (Nonviolent)	0	0				
Liquor Law Violations	0	0				
Trespass of Real Property	0	0				
All Other Offenses	1	0				
Total Group B	16	0				
<p>(*) Offenses are counted using the FBI Units of Count for Crime (**) The 'Arrests' column shows arrests made for incidents during the selected period, regardless of arrest date. Arrest counts for the same period may change over time. (***) Negligent Manslaughter now includes the killing of another person associated with driving under the influence, distracted driving (using a cell or smartphone), and reckless driving fatalities.</p>						
Group A Offenses						
Crimes Against Persons (***)						
Murder and Nonnegligent Manslaughter	0	0	0	0	0	0
Negligent Manslaughter	0	0	0	0	0	0
Aggravated Assault	3	3	3	3	3	0
Simple Assault	12	6	12	6	5	0
Intimidation	1	1	1	1	1	0
Stalking	3	1	3	1	0	0
All Rape	1	0	1	0	0	0
Criminal Sexual Contact	0	0	0	0	0	0
Incest	0	0	0	0	0	0
Statutory Rape	0	0	0	0	0	0
Commercial Sex Acts	0	0	0	0	0	0
Involuntary Servitude	0	0	0	0	0	0
Kidnapping/Abduction	0	0	0	0	0	0
Crimes Against Property						
Arson	0	0	0	0	0	0
Bribery	0	0	0	0	0	0
Burglary/Breaking & Entering	1	0	1	0	0	0
Counterfeiting/Forgery	3	2	3	2	2	0
Destruction/Damage/Vandalism of Property	3	0	3	0	0	0
Embezzlement	0	0	0	0	0	0
Extortion/Blackmail	1	0	1	0	0	0
False Pretenses/Swindle/Confidence Game	1	0	1	0	0	0
Credit Card/Automated Teller Machine Fraud	0	0	0	0	0	0
Impersonation	0	0	0	0	0	0
Welfare Fraud	0	0	0	0	0	0
Wire Fraud	0	0	0	0	0	0
Identity Theft	0	0	0	0	0	0
Hacking/Computer Invasion	0	0	0	0	0	0
Robbery	0	0	0	0	0	0
Pocket-picking	0	0	0	0	0	0
Purse-snatching	0	0	0	0	0	0
Shoplifting	9	5	9	5	5	0
Theft From Building	1	1	1	1	1	0
Theft From Coin Operated Machine or Device	0	0	0	0	0	0
Theft From Motor Vehicle	2	0	2	0	0	0
Theft of Motor Vehicle Parts/Accessories	0	0	0	0	0	0
All Other Larceny	4	0	4	0	0	0
Motor Vehicle Theft	1	0	1	0	0	0
Stolen Property Offenses	1	1	1	1	1	0
Crimes Against Society						
Drug/Narcotic Violations	17	15	17	15	7	0
Drug Equipment Violations	19	16	19	16	11	0
Betting/Wagering	0	0	0	0	0	0
Operating/Promoting/Assisting Gambling	0	0	0	0	0	0
Gambling Equipment Violations	0	0	0	0	0	0
Sports Tampering	0	0	0	0	0	0
Pornography/Obscene Material	0	0	0	0	0	0
Prostitution	0	0	0	0	0	0
Assisting or Promoting Prostitution	0	0	0	0	0	0
Purchasing Prostitution	0	0	0	0	0	0
Weapon Law Violations	0	0	0	0	0	0
Animal Cruelty	1	0	1	0	0	0
Total Group A Offenses	84	51	84	51	36	0

Bismarck Police Department – 2025

2025 Population Estimate	78,814			Offenses (*)		Arrests (**)	
Offense Overview				Reported	Cleared	Adult	Juvenile
Offense Total	4,990	Group A Offenses					
Number Cleared	2,375	Crimes Against Persons (***)					
Percent Cleared	47.60%	Murder and Nonnegligent Manslaughter		0	0	0	0
Group A Crimes per 100,000 population	6,331.4	Negligent Manslaughter		0	0	0	0
		Aggravated Assault		126	76	48	7
		Simple Assault		852	436	245	74
		Intimidation		199	93	40	13
		Stalking		24	7	7	0
		All Rape		33	17	2	0
		Criminal Sexual Contact		105	40	14	8
		Incest		0	0	0	1
		Statutory Rape		6	1	1	0
		Commercial Sex Acts		2	2	2	0
		Involuntary Servitude		0	0	0	0
		Kidnapping/Abduction		21	12	7	0
		Crimes Against Property					
		Arson		7	6	3	2
		Bribery		1	1	1	0
		Burglary/Breaking & Entering		199	37	24	1
		Counterfeiting/Forgery		62	7	5	0
		Destruction/Damage/Vandalism of Property		449	118	44	31
		Embezzlement		6	2	2	0
		Extortion/Blackmail		15	1	1	0
		False Pretenses/Swindle/Confidence Game		198	42	22	0
		Credit Card/Automated Teller Machine Fraud		16	2	1	0
		Impersonation		27	2	1	0
		Welfare Fraud		0	0	0	0
		Wire Fraud		22	1	0	0
		Identity Theft		115	14	8	0
		Hacking/Computer Invasion		3	0	0	0
		Robbery		28	6	5	3
		Pocket-picking		7	2	0	0
		Purse-snatching		0	0	0	0
		Shoplifting		443	289	247	61
		Theft From Building		197	32	14	2
		Theft From Coin Operated Machine or Device		2	0	0	0
		Theft From Motor Vehicle		116	19	12	1
		Theft of Motor Vehicle Parts/Accessories		28	3	2	0
		All Other Larceny		387	48	50	4
		Motor Vehicle Theft		122	23	9	4
		Stolen Property Offenses		20	18	18	2
		Crimes Against Society					
		Drug/Narcotic Violations		534	496	436	50
		Drug Equipment Violations		487	449	225	7
		Betting/Wagering		0	0	0	0
		Operating/Promoting/Assisting Gambling		0	0	0	0
		Gambling Equipment Violations		0	0	0	0
		Sports Tampering		0	0	0	0
		Pornography/Obscene Material		49	20	9	1
		Prostitution		26	17	18	0
		Assisting or Promoting Prostitution		3	1	1	0
		Purchasing Prostitution		3	2	1	0
		Weapon Law Violations		36	28	9	3
		Animal Cruelty		14	5	3	0
		Total Group A Offenses		4,990	2,375	1,537	275
		Group B Arrests					
Offense		Adult	Juvenile				
Curfew/Loitering/Vagrancy Violations	0	0	0				
Disorderly Conduct	114	38					
Driving Under the Influence	435	6					
Family Offenses (Nonviolent)	20	0					
Liquor Law Violations	453	78					
Trespass of Real Property	295	5					
All Other Offenses	562	139					
Total Group B	1,879	266					

(*) Offenses are counted using the FBI Units of Count for Crime
 (**) The 'Arrests' column shows arrests made for incidents during the selected period, regardless of arrest date. Arrest counts for the same period may change over time.
 (***) Negligent Manslaughter now includes the killing of another person associated with driving under the influence, distracted driving (using a cell or smartphone), and reckless driving fatalities.

Bismarck State College – 2025

2025 Population Estimate		N/A	Offenses (*)		Arrests (**)	
Offense Overview			Reported	Cleared	Adult	Juvenile
Group A Offenses						
Crimes Against Persons (***)						
Offense Total	10	Murder and Nonnegligent Manslaughter	0	0	0	0
Number Cleared	4	Negligent Manslaughter	0	0	0	0
Percent Cleared	40.00%	Aggravated Assault	0	0	0	0
Group A Crimes per 100,000 population	N/A	Simple Assault	1	0	0	0
		Intimidation	5	3	1	0
		Stalking	1	0	0	0
		All Rape	0	0	0	0
		Criminal Sexual Contact	0	0	0	0
Arrest Overview		Incest	0	0	0	0
Total Arrests	5	Statutory Rape	0	0	0	0
Adult Arrests	5	Commercial Sex Acts	0	0	0	0
Juvenile Arrests	0	Involuntary Servitude	0	0	0	0
Unknown Age	0	Kidnapping/Abduction	0	0	0	0
Arrests per 100,000 population	N/A					
		Crimes Against Property				
Average number offenses/incident	1.67	Arson	0	0	0	0
		Bribery	0	0	0	0
		Burglary/Breaking & Entering	0	0	0	0
		Counterfeiting/Forgery	0	0	0	0
		Destruction/Damage/Vandalism of Property	0	0	0	0
		Embezzlement	0	0	0	0
		Extortion/Blackmail	1	0	0	0
		False Pretenses/Swindle/Confidence Game	0	0	0	0
		Credit Card/Automated Teller Machine Fraud	0	0	0	0
		Impersonation	0	0	0	0
		Welfare Fraud	0	0	0	0
		Wire Fraud	0	0	0	0
		Identity Theft	0	0	0	0
		Hacking/Computer Invasion	0	0	0	0
		Robbery	0	0	0	0
		Pocket-picking	0	0	0	0
		Purse-snatching	0	0	0	0
		Shoplifting	0	0	0	0
		Theft From Building	0	0	0	0
		Theft From Coin Operated Machine or Device	0	0	0	0
		Theft From Motor Vehicle	0	0	0	0
		Theft of Motor Vehicle Parts/Accessories	0	0	0	0
		All Other Larceny	0	0	0	0
		Motor Vehicle Theft	0	0	0	0
		Stolen Property Offenses	0	0	0	0
		Crimes Against Society				
		Drug/Narcotic Violations	1	0	0	0
		Drug Equipment Violations	0	0	0	0
		Betting/Wagering	0	0	0	0
		Operating/Promoting/Assisting Gambling	0	0	0	0
		Gambling Equipment Violations	0	0	0	0
		Sports Tampering	0	0	0	0
		Pornography/Obscene Material	0	0	0	0
		Prostitution	0	0	0	0
		Assisting or Promoting Prostitution	0	0	0	0
		Purchasing Prostitution	0	0	0	0
		Weapon Law Violations	1	1	0	0
		Animal Cruelty	0	0	0	0
		Total Group A Offenses	10	4	1	0
Domestic Incident Victims						
Offense	Reported	Cleared				
Murder and Nonnegligent Manslaughter	0	0				
Aggravated Assault	0	0				
Simple Assault	0	0				
Intimidation	0	0				
Stalking	1	0				
All Rape	0	0				
Criminal Sexual Contact	0	0				
Incest	0	0				
Statutory Rape	0	0				
Kidnapping/Abduction	0	0				
Total	1	0				
Group B Arrests						
Offense	Adult	Juvenile				
Curfew/Loitering/Vagrancy Violations	0	0				
Disorderly Conduct	0	0				
Driving Under the Influence	2	0				
Family Offenses (Nonviolent)	0	0				
Liquor Law Violations	2	0				
Trespass of Real Property	0	0				
All Other Offenses	0	0				
Total Group B	4	0				

(*) Offenses are counted using the FBI Units of Count for Crime
 (**) The 'Arrests' column shows arrests made for incidents during the selected period, regardless of arrest date. Arrest counts for the same period may change over time.
 (***) Negligent Manslaughter now includes the killing of another person associated with driving under the influence, distracted driving (using a cell or smartphone), and reckless driving fatalities.

Bowman Police Department – 2025

2025 Population Estimate		1,404		Offenses (*)		Arrests (**)		
				Reported	Cleared	Adult	Juvenile	
Offense Overview				Group A Offenses				
Offense Total	35			Crimes Against Persons (***)				
Number Cleared	30			Murder and Nonnegligent Manslaughter	0	0	0	0
Percent Cleared	85.71%			Negligent Manslaughter	0	0	0	0
Group A Crimes per 100,000 population	2,492.9			Aggravated Assault	2	1	2	0
Arrest Overview				Simple Assault	3	3	0	0
Total Arrests	64			Intimidation	1	1	1	0
Adult Arrests	64			Stalking	0	0	0	0
Juvenile Arrests	0			All Rape	0	0	0	0
Unknown Age	0			Criminal Sexual Contact	0	0	0	0
Arrests per 100,000 population	4,558.4			Incest	0	0	0	0
				Statutory Rape	2	2	1	0
				Commercial Sex Acts	0	0	0	0
				Involuntary Servitude	0	0	0	0
				Kidnapping/Abduction	0	0	0	0
				Crimes Against Property				
Average number offenses/incident	1.35			Arson	0	0	0	0
Domestic Incident Victims				Bribery	0	0	0	0
Offense	Reported	Cleared		Burglary/Breaking & Entering	0	0	0	0
Murder and Nonnegligent Manslaughter	0	0		Counterfeiting/Forgery	0	0	0	0
Aggravated Assault	1	0		Destruction/Damage/Vandalism of Property	0	0	0	0
Simple Assault	2	2		Embezzlement	1	0	0	0
Intimidation	1	1		Extortion/Blackmail	0	0	0	0
Stalking	0	0		False Pretenses/Swindle/Confidence Game	1	0	0	0
All Rape	0	0		Credit Card/Automated Teller Machine Fraud	0	0	0	0
Criminal Sexual Contact	0	0		Impersonation	1	0	0	0
Incest	0	0		Welfare Fraud	0	0	0	0
Statutory Rape	2	2		Wire Fraud	0	0	0	0
Kidnapping/Abduction	0	0		Identity Theft	0	0	0	0
Total	6	5		Hacking/Computer Invasion	0	0	0	0
Group B Arrests				Robbery	0	0	0	0
Offense	Adult	Juvenile		Pocket-picking	0	0	0	0
Curfew/Loitering/Vagrancy Violations	0	0		Purse-snatching	0	0	0	0
Disorderly Conduct	1	0		Shoplifting	1	1	0	0
Driving Under the Influence	13	0		Theft From Building	0	0	0	0
Family Offenses (Nonviolent)	0	0		Theft From Coin Operated Machine or Device	0	0	0	0
Liquor Law Violations	0	0		Theft From Motor Vehicle	0	0	0	0
Trespass of Real Property	0	0		Theft of Motor Vehicle Parts/Accessories	0	0	0	0
All Other Offenses	35	0		All Other Larceny	3	2	1	0
Total Group B	49	0		Motor Vehicle Theft	0	0	0	0
				Stolen Property Offenses	0	0	0	0
				Crimes Against Society				
				Drug/Narcotic Violations	10	10	8	0
				Drug Equipment Violations	9	9	1	0
				Betting/Wagering	0	0	0	0
				Operating/Promoting/Assisting Gambling	0	0	0	0
				Gambling Equipment Violations	0	0	0	0
				Sports Tampering	0	0	0	0
				Pornography/Obscene Material	1	1	1	0
				Prostitution	0	0	0	0
				Assisting or Promoting Prostitution	0	0	0	0
				Purchasing Prostitution	0	0	0	0
				Weapon Law Violations	0	0	0	0
				Animal Cruelty	0	0	0	0
				Total Group A Offenses	35	30	15	0

(*) Offenses are counted using the FBI Units of Count for Crime
 (**) The 'Arrests' column shows arrests made for incidents during the selected period, regardless of arrest date. Arrest counts for the same period may change over time.
 (***) Negligent Manslaughter now includes the killing of another person associated with driving under the influence, distracted driving (using a cell or smartphone), and reckless driving fatalities.

Burlington Police Department – 2025

2025 Population Estimate		1,346		Offenses (*)		Arrests (**)	
Offense Overview				Reported	Cleared	Adult	Juvenile
Group A Offenses							
Crimes Against Persons (***)							
Offense Total	7	Murder and Nonnegligent Manslaughter		0	0	0	0
Number Cleared	3	Negligent Manslaughter		0	0	0	0
Percent Cleared	42.86%	Aggravated Assault		0	0	0	0
Group A Crimes per 100,000 population	520.1	Simple Assault		0	0	0	0
		Intimidation		0	0	0	0
		Stalking		1	0	0	0
		All Rape		0	0	0	0
		Criminal Sexual Contact		0	0	0	0
		Incest		0	0	0	0
		Statutory Rape		0	0	0	0
		Commercial Sex Acts		0	0	0	0
		Involuntary Servitude		0	0	0	0
		Kidnapping/Abduction		0	0	0	0
		Crimes Against Property					
		Arson		0	0	0	0
		Bribery		0	0	0	0
		Burglary/Breaking & Entering		0	0	0	0
		Counterfeiting/Forgery		0	0	0	0
		Destruction/Damage/Vandalism of Property		1	0	0	0
		Embezzlement		0	0	0	0
		Extortion/Blackmail		0	0	0	0
		False Pretenses/Swindle/Confidence Game		1	1	1	0
		Credit Card/Automated Teller Machine Fraud		0	0	0	0
		Impersonation		0	0	0	0
		Welfare Fraud		0	0	0	0
		Wire Fraud		0	0	0	0
		Identity Theft		0	0	0	0
		Hacking/Computer Invasion		0	0	0	0
		Robbery		0	0	0	0
		Pocket-picking		0	0	0	0
		Purse-snatching		0	0	0	0
		Shoplifting		0	0	0	0
		Theft From Building		0	0	0	0
		Theft From Coin Operated Machine or Device		0	0	0	0
		Theft From Motor Vehicle		0	0	0	0
		Theft of Motor Vehicle Parts/Accessories		0	0	0	0
		All Other Larceny		2	0	0	0
		Motor Vehicle Theft		1	1	0	1
		Stolen Property Offenses		0	0	0	0
		Crimes Against Society					
		Drug/Narcotic Violations		0	0	0	0
		Drug Equipment Violations		1	1	1	0
		Betting/Wagering		0	0	0	0
		Operating/Promoting/Assisting Gambling		0	0	0	0
		Gambling Equipment Violations		0	0	0	0
		Sports Tampering		0	0	0	0
		Pornography/Obscene Material		0	0	0	0
		Prostitution		0	0	0	0
		Assisting or Promoting Prostitution		0	0	0	0
		Purchasing Prostitution		0	0	0	0
		Weapon Law Violations		0	0	0	0
		Animal Cruelty		0	0	0	0
		Total Group A Offenses		7	3	2	1
Arrest Overview							
Total Arrests	8						
Adult Arrests	7						
Juvenile Arrests	1						
Unknown Age	0						
Arrests per 100,000 population	594.4						
Average number offenses/incident	1.00						
Domestic Incident Victims							
Offense	Reported	Cleared					
Murder and Nonnegligent Manslaughter	0	0					
Aggravated Assault	0	0					
Simple Assault	0	0					
Intimidation	0	0					
Stalking	0	0					
All Rape	0	0					
Criminal Sexual Contact	0	0					
Incest	0	0					
Statutory Rape	0	0					
Kidnapping/Abduction	0	0					
Total	0	0					
Group B Arrests							
Offense	Adult	Juvenile					
Curfew/Laitering/Vagrancy Violations	0	0					
Disorderly Conduct	0	0					
Driving Under the Influence	1	0					
Family Offenses (Nonviolent)	0	0					
Liquor Law Violations	0	0					
Trespass of Real Property	0	0					
All Other Offenses	4	0					
Total Group B	5	0					

(*) Offenses are counted using the FBI Units of Count for Crime
 (**) The 'Arrests' column shows arrests made for incidents during the selected period, regardless of arrest date. Arrest counts for the same period may change over time.
 (***) Negligent Manslaughter now includes the killing of another person associated with driving under the influence, distracted driving (using a cell or smartphone), and reckless driving fatalities.

Carrington Police Department – 2025

2025 Population Estimate		2,004	Offenses (*)		Arrests (**)		
			Reported	Cleared	Adult	Juvenile	
Offense Overview			Group A Offenses				
Offense Total	17		Crimes Against Persons (***)				
Number Cleared	5		Murder and Nonnegligent Manslaughter	0	0	0	0
Percent Cleared	29.41%		Negligent Manslaughter	0	0	0	0
Group A Crimes per 100,000 population	848.3		Aggravated Assault	0	0	0	0
			Simple Assault	2	1	1	0
			Intimidation	1	0	0	0
			Stalking	0	0	0	0
			All Rape	0	0	0	0
			Criminal Sexual Contact	0	0	0	0
			Incest	0	0	0	0
			Statutory Rape	0	0	0	0
			Commercial Sex Acts	0	0	0	0
			Involuntary Servitude	0	0	0	0
			Kidnapping/Abduction	0	0	0	0
			Crimes Against Property				
			Arson	0	0	0	0
			Bribery	0	0	0	0
			Burglary/Breaking & Entering	1	0	0	0
			Counterfeiting/Forgery	0	0	0	0
			Destruction/Damage/Vandalism of Property	2	0	0	0
			Embezzlement	0	0	0	0
			Extortion/Blackmail	0	0	0	0
			False Pretenses/Swindle/Confidence Game	0	0	0	0
			Credit Card/Automated Teller Machine Fraud	0	0	0	0
			Impersonation	0	0	0	0
			Welfare Fraud	0	0	0	0
			Wire Fraud	3	0	0	0
			Identity Theft	0	0	0	0
			Hacking/Computer Invasion	0	0	0	0
			Robbery	0	0	0	0
			Pocket-picking	0	0	0	0
			Purse-snatching	0	0	0	0
			Shoplifting	0	0	0	0
			Theft From Building	0	0	0	0
			Theft From Coin Operated Machine or Device	0	0	0	0
			Theft From Motor Vehicle	2	0	0	0
			Theft of Motor Vehicle Parts/Accessories	0	0	0	0
			All Other Larceny	0	0	0	0
			Motor Vehicle Theft	0	0	0	0
			Stolen Property Offenses	0	0	0	0
			Crimes Against Society				
			Drug/Narcotic Violations	2	2	2	0
			Drug Equipment Violations	3	2	1	0
			Betting/Wagering	0	0	0	0
			Operating/Promoting/Assisting Gambling	0	0	0	0
			Gambling Equipment Violations	0	0	0	0
			Sports Tampering	0	0	0	0
			Pornography/Obscene Material	0	0	0	0
			Prostitution	0	0	0	0
			Assisting or Promoting Prostitution	0	0	0	0
			Purchasing Prostitution	0	0	0	0
			Weapon Law Violations	0	0	0	0
			Animal Cruelty	1	0	0	0
			Total Group A Offenses	17	5	4	0
Arrest Overview							
Total Arrests	12						
Adult Arrests	12						
Juvenile Arrests	0						
Unknown Age	0						
Arrests per 100,000 population	598.8						
Average number offenses/incident	1.06						
Domestic Incident Victims							
Offense	Reported	Cleared					
Murder and Nonnegligent Manslaughter	0	0					
Aggravated Assault	0	0					
Simple Assault	1	1					
Intimidation	0	0					
Stalking	0	0					
All Rape	0	0					
Criminal Sexual Contact	0	0					
Incest	0	0					
Statutory Rape	0	0					
Kidnapping/Abduction	0	0					
Total	1	1					
Group B Arrests							
Offense	Adult	Juvenile					
Curfew/Litering/Vagrancy Violations	0	0					
Disorderly Conduct	0	0					
Driving Under the Influence	6	0					
Family Offenses (Nonviolent)	0	0					
Liquor Law Violations	0	0					
Trespass of Real Property	1	0					
All Other Offenses	1	0					
Total Group B	8	0					

(*) Offenses are counted using the FBI Units of Count for Crime
 (**) The 'Arrests' column shows arrests made for incidents during the selected period, regardless of arrest date. Arrest counts for the same period may change over time.
 (***) Negligent Manslaughter now includes the killing of another person associated with driving under the influence, distracted driving (using a cell or smartphone), and reckless driving fatalities.

Cavalier Police Department – 2025

2025 Population Estimate		1,212		Offenses (*)		Arrests (**)		
				Reported	Cleared	Adult	Juvenile	
Offense Overview								
Offense Total	12							
Number Cleared	6							
Percent Cleared	50.00%							
Group A Crimes per 100,000 population	990.1							
Arrest Overview								
Total Arrests	9							
Adult Arrests	6							
Juvenile Arrests	3							
Unknown Age	0							
Arrests per 100,000 population	742.6							
Average number offenses/incident	1.20							
Domestic Incident Victims								
Offense	Reported	Cleared						
Murder and Nonnegligent Manslaughter	0	0						
Aggravated Assault	0	0						
Simple Assault	3	3						
Intimidation	4	2						
Stalking	0	0						
All Rape	0	0						
Criminal Sexual Contact	0	0						
Incest	0	0						
Statutory Rape	0	0						
Kidnapping/Abduction	0	0						
Total	7	5						
Group B Arrests								
Offense	Adult	Juvenile						
Curfew/Loitering/Vagrancy Violations	0	0						
Disorderly Conduct	0	2						
Driving Under the Influence	0	0						
Family Offenses (Nonviolent)	0	0						
Liquor Law Violations	0	0						
Trespass of Real Property	0	1						
All Other Offenses	2	0						
Total Group B	2	3						
				Group A Offenses				
				Crimes Against Persons (***)				
				Murder and Nonnegligent Manslaughter	0	0	0	0
				Negligent Manslaughter	0	0	0	0
				Aggravated Assault	0	0	0	0
				Simple Assault	3	3	3	0
				Intimidation	5	3	1	0
				Stalking	0	0	0	0
				All Rape	0	0	0	0
				Criminal Sexual Contact	0	0	0	0
				Incest	0	0	0	0
				Statutory Rape	0	0	0	0
				Commercial Sex Acts	0	0	0	0
				Involuntary Servitude	0	0	0	0
				Kidnapping/Abduction	0	0	0	0
				Crimes Against Property				
				Arson	0	0	0	0
				Bnbery	0	0	0	0
				Burglary/Breaking & Entering	0	0	0	0
				Counterfeiting/Forgery	0	0	0	0
				Destruction/Damage/Vandalism of Property	2	0	0	0
				Embezzlement	0	0	0	0
				Extortion/Blackmail	0	0	0	0
				False Pretenses/Swindle/Confidence Game	0	0	0	0
				Credit Card/Automated Teller Machine Fraud	1	0	0	0
				Impersonation	0	0	0	0
				Welfare Fraud	0	0	0	0
				Wire Fraud	0	0	0	0
				Identity Theft	0	0	0	0
				Hacking/Computer Invasion	0	0	0	0
				Robbery	0	0	0	0
				Pocket-picking	0	0	0	0
				Purse-snatching	0	0	0	0
				Shoplifting	0	0	0	0
				Theft From Building	0	0	0	0
				Theft From Coin Operated Machine or Device	0	0	0	0
				Theft From Motor Vehicle	0	0	0	0
				Theft of Motor Vehicle Parts/Accessories	0	0	0	0
				All Other Larceny	1	0	0	0
				Motor Vehicle Theft	0	0	0	0
				Stolen Property Offenses	0	0	0	0
				Crimes Against Society				
				Drug/Narcotic Violations	0	0	0	0
				Drug Equipment Violations	0	0	0	0
				Betting/Wagering	0	0	0	0
				Operating/Promoting/Assisting Gambling	0	0	0	0
				Gambling Equipment Violations	0	0	0	0
				Sports Tampering	0	0	0	0
				Pornography/Obscene Material	0	0	0	0
				Prostitution	0	0	0	0
				Assisting or Promoting Prostitution	0	0	0	0
				Purchasing Prostitution	0	0	0	0
				Weapon Law Violations	0	0	0	0
				Animal Cruelty	0	0	0	0
				Total Group A Offenses	12	6	4	0

(*) Offenses are counted using the FBI Units of Count for Crime

(**) The 'Arrests' column shows arrests made for incidents during the selected period, regardless of arrest date. Arrest counts for the same period may change over time.

(***) Negligent Manslaughter now includes the killing of another person associated with driving under the influence, distracted driving (using a cell or smartphone), and reckless driving fatalities.

Devils Lake Police Department – 2025

2025 Population Estimate		7,316	Offenses (*)		Arrests (**)		
			Reported	Cleared	Adult	Juvenile	
Offense Overview			Group A Offenses				
Offense Total	382		Crimes Against Persons (***)				
Number Cleared	226		Murder and Nonnegligent Manslaughter	0	0	0	0
Percent Cleared	59.16%		Negligent Manslaughter	0	0	0	0
Group A Crimes per 100,000 population	5,221.4		Aggravated Assault	10	7	7	0
			Simple Assault	85	70	43	16
			Intimidation	24	18	5	7
			Stalking	0	0	0	0
			All Rape	4	1	1	0
			Criminal Sexual Contact	11	0	0	0
			Incest	0	0	0	0
			Statutory Rape	5	2	1	0
			Commercial Sex Acts	1	0	0	0
			Involuntary Servitude	0	0	0	0
			Kidnapping/Abduction	2	2	1	0
			Crimes Against Property				
			Arson	0	0	0	0
			Bribery	0	0	0	0
			Burglary/Breaking & Entering	7	2	0	0
			Counterfeiting/Forgery	6	2	1	0
			Destruction/Damage/Vandalism of Property	35	5	3	0
			Embezzlement	2	2	2	0
			Extortion/Blackmail	0	0	0	0
			False Pretenses/Swindle/Confidence Game	3	0	0	0
			Credit Card/Automated Teller Machine Fraud	1	0	0	0
			Impersonation	0	0	0	0
			Welfare Fraud	0	0	0	0
			Wire Fraud	3	0	0	0
			Identity Theft	8	3	2	0
			Hacking/Computer Invasion	1	0	0	0
			Robbery	0	0	0	0
			Pocket-picking	0	0	0	0
			Purse-snatching	0	0	0	0
			Shoplifting	7	7	8	0
			Theft From Building	3	2	1	0
			Theft From Coin Operated Machine or Device	0	0	0	0
			Theft From Motor Vehicle	6	0	0	0
			Theft of Motor Vehicle Parts/Accessories	0	0	0	0
			All Other Larceny	73	34	35	2
			Motor Vehicle Theft	12	5	2	5
			Stolen Property Offenses	0	0	0	0
			Crimes Against Society				
			Drug/Narcotic Violations	39	35	22	14
			Drug Equipment Violations	32	28	15	1
			Betting/Wagering	0	0	0	0
			Operating/Promoting/Assisting Gambling	0	0	0	0
			Gambling Equipment Violations	0	0	0	0
			Sports Tampering	0	0	0	0
			Pornography/Obscene Material	1	0	0	0
			Prostitution	0	0	0	0
			Assisting or Promoting Prostitution	0	0	0	0
			Purchasing Prostitution	0	0	0	0
			Weapon Law Violations	1	1	1	0
			Animal Cruelty	0	0	0	0
			Total Group A Offenses	382	226	150	45
Arrest Overview			Group B Arrests				
Total Arrests	619		Offense	Adult	Juvenile		
Adult Arrests	530		Curfew/Litering/Vagrancy Violations	0	0		
Juvenile Arrests	89		Disorderly Conduct	43	11		
Unknown Age	0		Driving Under the Influence	61	3		
Arrests per 100,000 population	8,460.9		Family Offenses (Nonviolent)	1	0		
			Liquor Law Violations	10	9		
			Trespass of Real Property	8	0		
			All Other Offenses	257	21		
			Total Group B	380	44		
			Average number offenses/incident	1.15			
Domestic Incident Victims			Offense	Reported	Cleared		
			Murder and Nonnegligent Manslaughter	0	0		
			Aggravated Assault	4	4		
			Simple Assault	54	43		
			Intimidation	2	1		
			Stalking	0	0		
			All Rape	1	0		
			Criminal Sexual Contact	1	0		
			Incest	0	0		
			Statutory Rape	1	1		
			Kidnapping/Abduction	2	2		
			Total	65	51		

(*) Offenses are counted using the FBI Units of Count for Crime
 (**) The 'Arrests' column shows arrests made for incidents during the selected period, regardless of arrest date. Arrest counts for the same period may change over time.
 (***) Negligent Manslaughter now includes the killing of another person associated with driving under the influence, distracted driving (using a cell or smartphone), and reckless driving fatalities.

Dickinson Police Department – 2025

2025 Population Estimate		25,670	Offenses (*)		Arrests (**)	
			Reported	Cleared	Adult	Juvenile
Offense Overview						
Offense Total		1,247				
Number Cleared		624				
Percent Cleared		50.04%				
Group A Crimes per 100,000 population		4,857.8				
Arrest Overview						
Total Arrests		1,547				
Adult Arrests		1,337				
Juvenile Arrests		210				
Unknown Age		0				
Arrests per 100,000 population		6,026.5				
Average number offenses/incident		1.14				
Domestic Incident Victims						
Offense	Reported	Cleared				
Murder and Nonnegligent Manslaughter	0	0				
Aggravated Assault	15	12				
Simple Assault	148	116				
Intimidation	5	5				
Stalking	1	1				
All Rape	4	2				
Criminal Sexual Contact	3	2				
Incest	0	0				
Statutory Rape	0	0				
Kidnapping/Abduction	3	3				
Total	179	141				
Group B Arrests						
Offense	Adult	Juvenile				
Curfew/Loitering/Vagrancy Violations	0	1				
Disorderly Conduct	134	35				
Driving Under the Influence	202	4				
Family Offenses (Nonviolent)	7	28				
Liquor Law Violations	106	20				
Trespass of Real Property	44	1				
All Other Offenses	460	60				
Total Group B	953	149				
(*) Offenses are counted using the FBI Units of Count for Crime						
(**) The 'Arrests' column shows arrests made for incidents during the selected period, regardless of arrest date. Arrest counts for the same period may change over time.						
(***) Negligent Manslaughter now includes the killing of another person associated with driving under the influence, distracted driving (using a cell or smartphone), and reckless driving fatalities.						
			Crimes Against Persons (***)			
			Murder and Nonnegligent Manslaughter			
			Negligent Manslaughter			
			Aggravated Assault			
			Simple Assault			
			Intimidation			
			Stalking			
			All Rape			
			Criminal Sexual Contact			
			Incest			
			Statutory Rape			
			Commercial Sex Acts			
			Involuntary Servitude			
			Kidnapping/Abduction			
			Crimes Against Property			
			Arson			
			Bribery			
			Burglary/Breaking & Entering			
			Counterfeiting/Forgery			
			Destruction/Damage/Vandalism of Property			
			Embezzlement			
			Extortion/Blackmail			
			False Pretenses/Swindle/Confidence Game			
			Credit Card/Automated Teller Machine Fraud			
			Impersonation			
			Welfare Fraud			
			Wire Fraud			
			Identity Theft			
			Hacking/Computer Invasion			
			Robbery			
			Pocket-picking			
			Purse-snatching			
			Shoplifting			
			Theft From Building			
			Theft From Coin Operated Machine or Device			
			Theft From Motor Vehicle			
			Theft of Motor Vehicle Parts/Accessories			
			All Other Larceny			
			Motor Vehicle Theft			
			Stolen Property Offenses			
			Crimes Against Society			
			Drug/Narcotic Violations			
			Drug Equipment Violations			
			Betting/Wagering			
			Operating/Promoting/Assisting Gambling			
			Gambling Equipment Violations			
			Sports Tampering			
			Pornography/Obscene Material			
			Prostitution			
			Assisting or Promoting Prostitution			
			Purchasing Prostitution			
			Weapon Law Violations			
			Animal Cruelty			
			Total Group A Offenses			

Drayton Police Department – 2025

2025 Population Estimate		714	Offenses (**)		Arrests (**)	
			Reported	Cleared	Adult	Juvenile
Offense Overview			Group A Offenses			
Offense Total	0		Crimes Against Persons (***)			
Number Cleared	0		Murder and Nonnegligent Manslaughter	0	0	0
Percent Cleared	0.00%		Negligent Manslaughter	0	0	0
Group A Crimes per 100,000 population	0.0		Aggravated Assault	0	0	0
			Simple Assault	0	0	0
			Intimidation	0	0	0
			Stalking	0	0	0
			All Rape	0	0	0
Arrest Overview			Criminal Sexual Contact	0	0	0
Total Arrests	1		Incest	0	0	0
Adult Arrests	0		Statutory Rape	0	0	0
Juvenile Arrests	1		Commercial Sex Acts	0	0	0
Unknown Age	0		Involuntary Servitude	0	0	0
Arrests per 100,000 population	140.1		Kidnapping/Abduction	0	0	0
Average number offenses/incident	0.00		Crimes Against Property			
			Arson	0	0	0
			Bribery	0	0	0
			Burglary/Breaking & Entering	0	0	0
			Counterfeiting/Forgery	0	0	0
			Destruction/Damage/Vandalism of Property	0	0	0
			Embezzlement	0	0	0
			Extortion/Blackmail	0	0	0
			False Pretenses/Swindle/Confidence Game	0	0	0
			Credit Card/Automated Teller Machine Fraud	0	0	0
			Impersonation	0	0	0
			Welfare Fraud	0	0	0
			Wire Fraud	0	0	0
			Identity Theft	0	0	0
			Hacking/Computer Invasion	0	0	0
			Robbery	0	0	0
			Pocket-picking	0	0	0
			Purse-snatching	0	0	0
			Shoplifting	0	0	0
			Theft From Building	0	0	0
			Theft From Coin Operated Machine or Device	0	0	0
			Theft From Motor Vehicle	0	0	0
			Theft of Motor Vehicle Parts/Accessories	0	0	0
			All Other Larceny	0	0	0
			Motor Vehicle Theft	0	0	0
			Stolen Property Offenses	0	0	0
			Crimes Against Society			
			Drug/Narcotic Violations	0	0	0
			Drug Equipment Violations	0	0	0
			Betting/Wagering	0	0	0
			Operating/Promoting/Assisting Gambling	0	0	0
			Gambling Equipment Violations	0	0	0
			Sports Tampering	0	0	0
			Pornography/Obscene Material	0	0	0
			Prostitution	0	0	0
			Assisting or Promoting Prostitution	0	0	0
			Purchasing Prostitution	0	0	0
			Weapon Law Violations	0	0	0
			Animal Cruelty	0	0	0
			Total Group A Offenses	0	0	0
Domestic Incident Victims						
Offense	Reported	Cleared				
Murder and Nonnegligent Manslaughter	0	0				
Aggravated Assault	0	0				
Simple Assault	0	0				
Intimidation	0	0				
Stalking	0	0				
All Rape	0	0				
Criminal Sexual Contact	0	0				
Incest	0	0				
Statutory Rape	0	0				
Kidnapping/Abduction	0	0				
Total	0	0				
Group B Arrests						
Offense	Adult	Juvenile				
Curfew/Loitering/Vagrancy Violations	0	0				
Disorderly Conduct	0	0				
Driving Under the Influence	0	0				
Family Offenses (Nonviolent)	0	0				
Liquor Law Violations	0	0				
Trespass of Real Property	0	0				
All Other Offenses	0	1				
Total Group B	0	1				

(*) Offenses are counted using the FBI Units of Count for Crime
 (**) The 'Arrests' column shows arrests made for incidents during the selected period, regardless of arrest date. Arrest counts for the same period may change over time.
 (***) Negligent Manslaughter now includes the killing of another person associated with driving under the influence, distracted driving (using a cell or smartphone), and reckless driving fatalities.

Dunseith Police Department – 2025

2025 Population Estimate		597		Offenses (*)		Arrests (**)	
Offense Overview		Reported	Cleared	Adult	Juvenile		
Offense Total	24	Group A Offenses					
Number Cleared	9	Crimes Against Persons (***)					
Percent Cleared	37.50%	Murder and Nonnegligent Manslaughter	0	0	0	0	0
Group A Crimes per 100,000 population	4,020.1	Negligent Manslaughter	0	0	0	0	0
		Aggravated Assault	1	0	0	0	0
		Simple Assault	5	1	1	0	0
		Intimidation	3	0	0	0	0
		Stalking	1	0	0	0	0
		All Rape	0	0	0	0	0
		Criminal Sexual Contact	0	0	0	0	0
		Incest	0	0	0	0	0
		Statutory Rape	0	0	0	0	0
		Commercial Sex Acts	0	0	0	0	0
		Involuntary Servitude	0	0	0	0	0
		Kidnapping/Abduction	0	0	0	0	0
		Crimes Against Property					
		Arson	0	0	0	0	0
		Bribery	0	0	0	0	0
		Burglary/Breaking & Entering	0	0	0	0	0
		Counterfeiting/Forgery	0	0	0	0	0
		Destruction/Damage/Vandalism of Property	1	0	0	0	0
		Embezzlement	0	0	0	0	0
		Extortion/Blackmail	0	0	0	0	0
		False Pretenses/Swindle/Confidence Game	2	2	2	0	0
		Credit Card/Automated Teller Machine Fraud	0	0	0	0	0
		Impersonation	0	0	0	0	0
		Welfare Fraud	0	0	0	0	0
		Wire Fraud	0	0	0	0	0
		Identity Theft	0	0	0	0	0
		Hacking/Computer Invasion	0	0	0	0	0
		Robbery	0	0	0	0	0
		Pocket-picking	0	0	0	0	0
		Purse-snatching	0	0	0	0	0
		Shoplifting	2	1	1	0	0
		Theft From Building	1	0	0	0	0
		Theft From Coin Operated Machine or Device	0	0	0	0	0
		Theft From Motor Vehicle	1	0	0	0	0
		Theft of Motor Vehicle Parts/Accessories	0	0	0	0	0
		All Other Larceny	1	1	1	0	0
		Motor Vehicle Theft	2	0	0	0	0
		Stolen Property Offenses	1	1	0	1	1
		Crimes Against Society					
		Drug/Narcotic Violations	2	2	2	0	0
		Drug Equipment Violations	1	1	1	0	0
		Betting/Wagering	0	0	0	0	0
		Operating/Promoting/Assisting Gambling	0	0	0	0	0
		Gambling Equipment Violations	0	0	0	0	0
		Sports Tampering	0	0	0	0	0
		Pornography/Obscene Material	0	0	0	0	0
		Prostitution	0	0	0	0	0
		Assisting or Promoting Prostitution	0	0	0	0	0
		Purchasing Prostitution	0	0	0	0	0
		Weapon Law Violations	0	0	0	0	0
		Animal Cruelty	0	0	0	0	0
		Total Group A Offenses	24	9	8	1	
		Group B Arrests					
		Adult	Juvenile				
Curfew/Loitering/Vagrancy Violations	0	0	0				
Disorderly Conduct	14	0	0				
Driving Under the Influence	1	0	0				
Family Offenses (Nonviolent)	0	0	0				
Liquor Law Violations	0	0	0				
Trespass of Real Property	0	0	0				
All Other Offenses	3	0	0				
Total Group B	18	0	0				

(*) Offenses are counted using the FBI Units of Count for Crime
 (**) The 'Arrests' column shows arrests made for incidents during the selected period, regardless of arrest date. Arrest counts for the same period may change over time.
 (***) Negligent Manslaughter now includes the killing of another person associated with driving under the influence, distracted driving (using a cell or smartphone), and reckless driving fatalities.

Ellendale Police Department – 2025

2025 Population Estimate		1,135		Offenses (*)		Arrests (**)				
Offense Overview				Group A Offenses		Reported	Cleared	Adult	Juvenile	
Offense Total	12			Crimes Against Persons (***)						
Number Cleared	4			Murder and Nonnegligent Manslaughter	0	0	0	0	0	
Percent Cleared	33.33%			Negligent Manslaughter	0	0	0	0	0	
Group A Crimes per 100,000 population	1,057.3			Aggravated Assault	1	1	1	0	0	
				Simple Assault	4	1	1	0	0	
				Intimidation	0	0	0	0	0	
				Stalking	0	0	0	0	0	
				All Rape	0	0	0	0	0	
				Criminal Sexual Contact	0	0	0	0	0	
				Incest	0	0	0	0	0	
				Statutory Rape	0	0	0	0	0	
				Commercial Sex Acts	0	0	0	0	0	
				Involuntary Servitude	0	0	0	0	0	
				Kidnapping/Abduction	0	0	0	0	0	
				Crimes Against Property						
				Arson	0	0	0	0	0	
				Bribery	0	0	0	0	0	
				Burglary/Breaking & Entering	0	0	0	0	0	
				Counterfeiting/Forgery	0	0	0	0	0	
				Destruction/Damage/Vandalism of Property	1	0	0	0	0	
				Embezzlement	0	0	0	0	0	
				Extortion/Blackmail	0	0	0	0	0	
				False Pretenses/Swindle/Confidence Game	0	0	0	0	0	
				Credit Card/Automated Teller Machine Fraud	0	0	0	0	0	
				Impersonation	0	0	0	0	0	
				Welfare Fraud	0	0	0	0	0	
				Wire Fraud	0	0	0	0	0	
				Identity Theft	0	0	0	0	0	
				Hacking/Computer Invasion	0	0	0	0	0	
				Robbery	0	0	0	0	0	
				Pocket-picking	0	0	0	0	0	
				Purse-snatching	0	0	0	0	0	
				Shoplifting	0	0	0	0	0	
				Theft From Building	4	2	2	0	0	
				Theft From Coin Operated Machine or Device	0	0	0	0	0	
				Theft From Motor Vehicle	0	0	0	0	0	
				Theft of Motor Vehicle Parts/Accessories	0	0	0	0	0	
				All Other Larceny	1	0	0	0	0	
				Motor Vehicle Theft	0	0	0	0	0	
				Stolen Property Offenses	0	0	0	0	0	
				Crimes Against Society						
				Drug/Narcotic Violations	0	0	0	0	0	
				Drug Equipment Violations	0	0	0	0	0	
				Betting/Wagering	0	0	0	0	0	
				Operating/Promoting/Assisting Gambling	0	0	0	0	0	
				Gambling Equipment Violations	0	0	0	0	0	
				Sports Tampering	0	0	0	0	0	
				Pornography/Obscene Material	1	0	0	0	0	
				Prostitution	0	0	0	0	0	
				Assisting or Promoting Prostitution	0	0	0	0	0	
				Purchasing Prostitution	0	0	0	0	0	
				Weapon Law Violations	0	0	0	0	0	
				Animal Cruelty	0	0	0	0	0	
				Total Group A Offenses	12	4	4	0	0	
Arrest Overview										
Total Arrests	9									
Adult Arrests	9									
Juvenile Arrests	0									
Unknown Age	0									
Arrests per 100,000 population	793.0									
Average number offenses/incident	1.00									
Domestic Incident Victims										
Offense	Reported	Cleared								
Murder and Nonnegligent Manslaughter	0	0								
Aggravated Assault	1	1								
Simple Assault	3	1								
Intimidation	0	0								
Stalking	0	0								
All Rape	0	0								
Criminal Sexual Contact	0	0								
Incest	0	0								
Statutory Rape	0	0								
Kidnapping/Abduction	0	0								
Total	4	2								
Group B Arrests										
Offense	Adult	Juvenile								
Curfew/Litering/Vagrancy Violations	0	0								
Disorderly Conduct	4	0								
Driving Under the Influence	0	0								
Family Offenses (Nonviolent)	0	0								
Liquor Law Violations	1	0								
Trespass of Real Property	0	0								
All Other Offenses	0	0								
Total Group B	5	0								

(*) Offenses are counted using the FBI Units of Count for Crime
 (**) The 'Arrests' column shows arrests made for incidents during the selected period, regardless of arrest date. Arrest counts for the same period may change over time.
 (***) Negligent Manslaughter now includes the killing of another person associated with driving under the influence, distracted driving (using a cell or smartphone), and reckless driving fatalities.

Emerado Police Department – 2025

2025 Population Estimate		452	Offenses (*)		Arrests (**)		
Offense Overview			Reported	Cleared	Adult	Juvenile	
Offense Total	16		Group A Offenses				
Number Cleared	2		Crimes Against Persons (***)				
Percent Cleared	12.50%		Murder and Nonnegligent Manslaughter	0	0	0	0
Group A Crimes per 100,000 population	3,539.8		Negligent Manslaughter	0	0	0	0
			Aggravated Assault	0	0	0	0
			Simple Assault	4	1	1	0
			Intimidation	0	0	0	0
			Stalking	1	0	0	0
			All Rape	0	0	0	0
			Criminal Sexual Contact	0	0	0	0
			Incest	0	0	0	0
			Statutory Rape	0	0	0	0
			Commercial Sex Acts	0	0	0	0
			Involuntary Servitude	0	0	0	0
			Kidnapping/Abduction	0	0	0	0
			Crimes Against Property				
			Arson	0	0	0	0
			Bribery	0	0	0	0
			Burglary/Breaking & Entering	2	0	0	0
			Counterfeiting/Forgery	0	0	0	0
			Destruction/Damage/Vandalism of Property	2	0	0	0
			Embezzlement	1	0	0	0
			Extortion/Blackmail	0	0	0	0
			False Pretenses/Swindle/Confidence Game	0	0	0	0
			Credit Card/Automated Teller Machine Fraud	0	0	0	0
			Impersonation	0	0	0	0
			Welfare Fraud	0	0	0	0
			Wire Fraud	0	0	0	0
			Identity Theft	1	0	0	0
			Hacking/Computer Invasion	0	0	0	0
			Robbery	0	0	0	0
			Pocket-picking	0	0	0	0
			Purse-snatching	0	0	0	0
			Shoplifting	0	0	0	0
			Theft From Building	1	0	0	0
			Theft From Coin Operated Machine or Device	0	0	0	0
			Theft From Motor Vehicle	0	0	0	0
			Theft of Motor Vehicle Parts/Accessories	0	0	0	0
			All Other Larceny	2	0	0	0
			Motor Vehicle Theft	1	0	0	0
			Stolen Property Offenses	0	0	0	0
			Crimes Against Society				
			Drug/Narcotic Violations	0	0	0	0
			Drug Equipment Violations	1	1	0	0
			Betting/Wagering	0	0	0	0
			Operating/Promoting/Assisting Gambling	0	0	0	0
			Gambling Equipment Violations	0	0	0	0
			Sports Tampering	0	0	0	0
			Pornography/Obscene Material	0	0	0	0
			Prostitution	0	0	0	0
			Assisting or Promoting Prostitution	0	0	0	0
			Purchasing Prostitution	0	0	0	0
			Weapon Law Violations	0	0	0	0
			Animal Cruelty	0	0	0	0
			Total Group A Offenses	16	2	1	0

Arrest Overview		
Total Arrests	3	
Adult Arrests	3	
Juvenile Arrests	0	
Unknown Age	0	
Arrests per 100,000 population	663.7	
Average number offenses/incident	1.23	

Domestic Incident Victims		
Offense	Reported	Cleared
Murder and Nonnegligent Manslaughter	0	0
Aggravated Assault	0	0
Simple Assault	0	0
Intimidation	0	0
Stalking	0	0
All Rape	0	0
Criminal Sexual Contact	0	0
Incest	0	0
Statutory Rape	0	0
Kidnapping/Abduction	0	0
Total	0	0

Group B Arrests		
Offense	Adult	Juvenile
Curfew/Loitering/Vagrancy Violations	0	0
Disorderly Conduct	0	0
Driving Under the Influence	0	0
Family Offenses (Nonviolent)	0	0
Liquor Law Violations	0	0
Trespass of Real Property	0	0
All Other Offenses	2	0
Total Group B	2	0

(*) Offenses are counted using the FBI Units of Count for Crime
 (**) The 'Arrests' column shows arrests made for incidents during the selected period, regardless of arrest date. Arrest counts for the same period may change over time.
 (***) Negligent Manslaughter now includes the killing of another person associated with driving under the influence, distracted driving (using a cell or smartphone), and reckless driving fatalities.

Fargo Police Department – 2025

2025 Population Estimate		138,990		Offenses (*)		Arrests (**)		
Offense Overview				Reported	Cleared	Adult	Juvenile	
Offense Total	11,852	Group A Offenses						
Number Cleared	3,561	Crimes Against Persons (***)						
Percent Cleared	30.05%	Murder and Nonnegligent Manslaughter	4	4	3	0		
Group A Crimes per 100,000 population	8,527.2	Negligent Manslaughter	1	1	0	0		
Arrest Overview				Aggravated Assault	352	187	126	10
Total Arrests	3,378	Simple Assault	2,264	549	365	19		
Adult Arrests	3,291	Intimidation	491	171	102	9		
Juvenile Arrests	87	Stalking	71	14	6	0		
Unknown Age	0	All Rape	89	16	11	1		
Arrests per 100,000 population	2,430.4	Criminal Sexual Contact	96	12	8	0		
Average number offenses/incident				Incest	1	0	0	0
				Statutory Rape	11	3	2	0
				Commercial Sex Acts	1	1	0	0
				Involuntary Servitude	2	1	0	0
				Kidnapping/Abduction	27	10	2	0
				Crimes Against Property				
				Arson	14	7	5	0
				Bribery	0	0	0	0
				Burglary/Breaking & Entering	724	83	64	6
Domestic Incident Victims				Counterfeiting/Forgery	168	41	26	0
Offense	Reported	Cleared	Destruction/Damage/Vandalism of Property	824	123	50	2	
Murder and Nonnegligent Manslaughter	1	1	Embezzlement	13	6	6	0	
Aggravated Assault	104	69	Extortion/Blackmail	17	1	1	0	
Simple Assault	847	284	False Pretenses/Swindle/Confidence Game	225	106	77	2	
Intimidation	18	7	Credit Card/Automated Teller Machine Fraud	30	2	1	0	
Stalking	0	0	Impersonation	16	2	0	0	
All Rape	8	2	Welfare Fraud	3	1	1	0	
Criminal Sexual Contact	1	0	Wire Fraud	24	1	0	0	
Incest	0	0	Identity Theft	282	50	32	0	
Statutory Rape	0	0	Hacking/Computer Invasion	0	0	0	0	
Kidnapping/Abduction	9	6	Robbery	77	35	25	6	
Total	988	369	Pocket-picking	4	0	0	0	
				Purse-snatching	12	0	0	0
				Shoplifting	1,344	397	369	0
				Theft From Building	80	6	2	1
				Theft From Coin Operated Machine or Device	1	0	0	0
				Theft From Motor Vehicle	515	47	28	0
				Theft of Motor Vehicle Parts/Accessories	47	2	1	0
				All Other Larceny	1,411	85	58	0
				Motor Vehicle Theft	470	78	48	4
				Stolen Property Offenses	164	119	62	6
				Crimes Against Society				
				Drug/Narcotic Violations	813	591	313	3
				Drug Equipment Violations	1,005	736	529	0
				Betting/Wagering	0	0	0	0
				Operating/Promoting/Assisting Gambling	0	0	0	0
				Gambling Equipment Violations	0	0	0	0
				Sports Tampering	0	0	0	0
				Pornography/Obscene Material	55	11	9	0
				Prostitution	1	0	0	0
				Assisting or Promoting Prostitution	1	0	0	0
				Purchasing Prostitution	0	0	0	0
				Weapon Law Violations	79	56	18	4
				Animal Cruelty	23	6	6	0
				Total Group A Offenses	11,852	3,561	2,356	73

(*) Offenses are counted using the FBI Units of Count for Crime
 (**) The 'Arrests' column shows arrests made for incidents during the selected period, regardless of arrest date. Arrest counts for the same period may change over time.
 (***) Negligent Manslaughter now includes the killing of another person associated with driving under the influence, distracted driving (using a cell or smartphone), and reckless driving fatalities.

Garrison Police Department – 2025

2025 Population Estimate		1,465	Offenses (*)		Arrests (**)		
Offense Overview			Reported	Cleared	Adult	Juvenile	
Offense Total	6		Group A Offenses				
Number Cleared	3		Crimes Against Persons (***)				
Percent Cleared	50.00%		Murder and Nonnegligent Manslaughter	0	0	0	0
Group A Crimes per 100,000 population	409.6		Negligent Manslaughter	0	0	0	0
Arrest Overview			Aggravated Assault	0	0	0	0
Total Arrests	3		Simple Assault	2	2	2	0
Adult Arrests	3		Intimidation	0	0	0	0
Juvenile Arrests	0		Stalking	1	0	0	0
Unknown Age	0		All Rape	0	0	0	0
Arrests per 100,000 population	204.8		Criminal Sexual Contact	0	0	0	0
Average number offenses/incident	1.00		Incest	0	0	0	0
			Statutory Rape	0	0	0	0
			Commercial Sex Acts	0	0	0	0
			Involuntary Servitude	0	0	0	0
			Kidnapping/Abduction	0	0	0	0
			Crimes Against Property				
Domestic Incident Victims			Arson	0	0	0	0
Offense	Reported	Cleared	Bribery	0	0	0	0
Murder and Nonnegligent Manslaughter	0	0	Burglary/Breaking & Entering	0	0	0	0
Aggravated Assault	0	0	Counterfeiting/Forgery	0	0	0	0
Simple Assault	2	2	Destruction/Damage/Vandalism of Property	2	0	0	0
Intimidation	0	0	Embezzlement	0	0	0	0
Stalking	1	0	Extortion/Blackmail	0	0	0	0
All Rape	0	0	False Pretenses/Swindle/Confidence Game	0	0	0	0
Criminal Sexual Contact	0	0	Credit Card/Automated Teller Machine Fraud	0	0	0	0
Incest	0	0	Impersonation	0	0	0	0
Statutory Rape	0	0	Welfare Fraud	0	0	0	0
Kidnapping/Abduction	0	0	Wire Fraud	0	0	0	0
Total	3	2	Identity Theft	0	0	0	0
			Hacking/Computer Invasion	0	0	0	0
Group B Arrests			Robbery	0	0	0	0
Offense	Adult	Juvenile	Pocket-picking	0	0	0	0
Curfew/Loitering/Vagrancy Violations	0	0	Purse-snatching	0	0	0	0
Disorderly Conduct	0	0	Shoplifting	0	0	0	0
Driving Under the Influence	0	0	Theft From Building	0	0	0	0
Family Offenses (Nonviolent)	0	0	Theft From Coin Operated Machine or Device	0	0	0	0
Liquor Law Violations	0	0	Theft From Motor Vehicle	0	0	0	0
Trespass of Real Property	0	0	Theft of Motor Vehicle Parts/Accessories	0	0	0	0
All Other Offenses	0	0	All Other Larceny	0	0	0	0
Total Group B	0	0	Motor Vehicle Theft	0	0	0	0
			Stolen Property Offenses	0	0	0	0
			Crimes Against Society				
			Drug/Narcotic Violations	0	0	0	0
			Drug Equipment Violations	0	0	0	0
			Betting/Wagering	0	0	0	0
			Operating/Promoting/Assisting Gambling	0	0	0	0
			Gambling Equipment Violations	0	0	0	0
			Sports Tampering	0	0	0	0
			Pornography/Obscene Material	0	0	0	0
			Prostitution	0	0	0	0
			Assisting or Promoting Prostitution	0	0	0	0
			Purchasing Prostitution	0	0	0	0
			Weapon Law Violations	1	1	1	0
			Animal Cruelty	0	0	0	0
			Total Group A Offenses	6	3	3	0

(*) Offenses are counted using the FBI Units of Count for Crime
 (**) The 'Arrests' column shows arrests made for incidents during the selected period, regardless of arrest date. Arrest counts for the same period may change over time.
 (***) Negligent Manslaughter now includes the killing of another person associated with driving under the influence, distracted driving (using a cell or smartphone), and reckless driving fatalities.

Grafton Police Department – 2025

2025 Population Estimate		3,995	Offenses (*)		Arrests (**)		
Offense Overview			Group A Offenses	Reported	Cleared	Adult	Juvenile
Offense Total	115		Crimes Against Persons (***)				
Number Cleared	32		Murder and Nonnegligent Manslaughter	0	0	0	0
Percent Cleared	27.83%		Negligent Manslaughter	0	0	0	0
Group A Crimes per 100,000 population	2,878.6		Aggravated Assault	5	3	2	1
			Simple Assault	24	14	10	4
			Intimidation	5	3	1	2
			Stalking	0	0	0	0
			All Rape	2	0	0	0
			Criminal Sexual Contact	5	0	0	0
			Incest	0	0	0	0
			Statutory Rape	2	0	0	0
			Commercial Sex Acts	0	0	0	0
			Involuntary Servitude	0	0	0	0
			Kidnapping/Abduction	2	0	0	0
			Crimes Against Property				
			Arson	0	0	0	0
			Bribery	0	0	0	0
			Burglary/Breaking & Entering	0	0	0	0
			Counterfeiting/Forgery	2	0	0	0
			Destruction/Damage/Vandalism of Property	12	0	0	0
			Embezzlement	0	0	0	0
			Extortion/Blackmail	0	0	0	0
			False Pretenses/Swindle/Confidence Game	2	1	1	0
			Credit Card/Automated Teller Machine Fraud	0	0	0	0
			Impersonation	0	0	0	0
			Welfare Fraud	0	0	0	0
			Wire Fraud	0	0	0	0
			Identity Theft	4	0	0	0
			Hacking/Computer Invasion	0	0	0	0
			Robbery	1	0	0	0
			Pocket-picking	0	0	0	0
			Purse-snatching	0	0	0	0
			Shoplifting	2	0	0	0
			Theft From Building	0	0	0	0
			Theft From Coin Operated Machine or Device	0	0	0	0
			Theft From Motor Vehicle	0	0	0	0
			Theft of Motor Vehicle Parts/Accessories	0	0	0	0
			All Other Larceny	21	2	1	1
			Motor Vehicle Theft	4	0	0	0
			Stolen Property Offenses	0	0	0	0
			Crimes Against Society				
			Drug/Narcotic Violations	8	2	2	0
			Drug Equipment Violations	9	5	3	0
			Betting/Wagering	0	0	0	0
			Operating/Promoting/Assisting Gambling	0	0	0	0
			Gambling Equipment Violations	0	0	0	0
			Sports Tampering	0	0	0	0
			Pornography/Obscene Material	1	0	0	0
			Prostitution	0	0	0	0
			Assisting or Promoting Prostitution	0	0	0	0
			Purchasing Prostitution	0	0	0	0
			Weapon Law Violations	4	2	0	0
			Animal Cruelty	0	0	0	0
			Total Group A Offenses	115	32	20	8

Domestic Incident Victims		
Offense	Reported	Cleared
Murder and Nonnegligent Manslaughter	0	0
Aggravated Assault	0	0
Simple Assault	9	7
Intimidation	0	0
Stalking	0	0
All Rape	0	0
Criminal Sexual Contact	0	0
Incest	0	0
Statutory Rape	0	0
Kidnapping/Abduction	1	0
Total	10	7

Group B Arrests		
Offense	Adult	Juvenile
Curfew/Loitering/Vagrancy Violations	0	0
Disorderly Conduct	10	2
Driving Under the Influence	20	1
Family Offenses (Nonviolent)	0	0
Liquor Law Violations	2	0
Trespass of Real Property	2	0
All Other Offenses	22	4
Total Group B	56	7

(*) Offenses are counted using the FBI Units of Count for Crime
(**) The 'Arrests' column shows arrests made for incidents during the selected period, regardless of arrest date. Arrest counts for the same period may change over time.
(***) Negligent Manslaughter now includes the killing of another person associated with driving under the influence, distracted driving (using a cell or smartphone), and reckless driving fatalities.

Grand Forks Police Department – 2025

2025 Population Estimate		60,024	Offenses (*)		Arrests (**)		
Offense Overview			Group A Offenses	Reported	Cleared	Adult	Juvenile
Offense Total	4,063		Crimes Against Persons (***)				
Number Cleared	1,513		Murder and Nonnegligent Manslaughter	0	0	0	0
Percent Cleared	37.24%		Negligent Manslaughter	0	0	0	0
Group A Crimes per 100,000 population	6,769.0		Aggravated Assault	116	65	50	8
			Simple Assault	599	270	153	68
			Intimidation	206	107	60	9
			Stalking	164	7	5	0
			All Rape	32	3	2	0
			Criminal Sexual Contact	47	7	5	0
			Incest	0	0	0	0
			Statutory Rape	3	1	0	0
			Commercial Sex Acts	1	0	0	0
			Involuntary Servitude	0	0	0	0
			Kidnapping/Abduction	21	14	1	0
			Crimes Against Property				
			Arson	3	2	0	2
			Bribery	0	0	0	0
			Burglary/Breaking & Entering	107	29	24	2
			Counterfeiting/Forgery	68	11	8	1
			Destruction/Damage/Vandalism of Property	449	114	45	16
			Embezzlement	15	6	6	1
			Extortion/Blackmail	13	0	0	0
			False Pretenses/Swindle/Confidence Game	186	73	60	2
			Credit Card/Automated Teller Machine Fraud	35	1	0	0
			Impersonation	1	0	0	0
			Welfare Fraud	0	0	0	0
			Wire Fraud	28	0	0	0
			Identity Theft	71	11	2	0
			Hacking/Computer Invasion	8	0	0	0
			Robbery	14	7	6	2
			Pocket-picking	0	0	0	0
			Purse-snatching	0	0	0	0
			Shoplifting	374	152	151	18
			Theft From Building	119	7	7	0
			Theft From Coin Operated Machine or Device	1	0	0	0
			Theft From Motor Vehicle	115	16	8	4
			Theft of Motor Vehicle Parts/Accessories	10	0	0	0
			All Other Larceny	413	39	27	7
			Motor Vehicle Theft	87	18	12	3
			Stolen Property Offenses	22	10	8	0
			Crimes Against Society				
			Drug/Narcotic Violations	335	268	209	13
			Drug Equipment Violations	330	253	92	30
			Betting/Wagering	0	0	0	0
			Operating/Promoting/Assisting Gambling	0	0	0	0
			Gambling Equipment Violations	0	0	0	0
			Sports Tampering	0	0	0	0
			Pornography/Obscene Material	20	3	2	0
			Prostitution	1	0	0	0
			Assisting or Promoting Prostitution	0	0	0	0
			Purchasing Prostitution	2	0	0	0
			Weapon Law Violations	24	14	10	0
			Animal Cruelty	23	5	3	0
			Total Group A Offenses	4,063	1,513	956	186

Arrest Overview		
Total Arrests	2,215	
Adult Arrests	1,830	
Juvenile Arrests	385	
Unknown Age	0	
Arrests per 100,000 population	3,690.2	
Average number offenses/incident	1.20	

Domestic Incident Victims		
Offense	Reported	Cleared
Murder and Nonnegligent Manslaughter	0	0
Aggravated Assault	56	34
Simple Assault	285	141
Intimidation	40	25
Stalking	46	2
All Rape	7	1
Criminal Sexual Contact	13	1
Incest	0	0
Statutory Rape	0	0
Kidnapping/Abduction	16	12
Total	463	216

Group B Arrests		
Offense	Adult	Juvenile
Curfew/Litering/Vagrancy Violations	0	8
Disorderly Conduct	143	55
Driving Under the Influence	315	3
Family Offenses (Nonviolent)	13	31
Liquor Law Violations	70	17
Trespass of Real Property	158	10
All Other Offenses	175	75
Total Group B	874	199

(*) Offenses are counted using the FBI Units of Count for Crime
(**) The 'Arrests' column shows arrests made for incidents during the selected period, regardless of arrest date. Arrest counts for the same period may change over time.
(***) Negligent Manslaughter now includes the killing of another person associated with driving under the influence, distracted driving (using a cell or smartphone), and reckless driving fatalities.

Harvey Police Department – 2025

2025 Population Estimate		1,547		Offenses (*)		Arrests (**)	
Offense Overview				Reported	Cleared	Adult	Juvenile
Offense Total	25	Group A Offenses					
Number Cleared	14	Crimes Against Persons (***)					
Percent Cleared	53.85%	Murder and Nonnegligent Manslaughter	0	0	0	0	
Group A Crimes per 100,000 population	1,680.7	Negligent Manslaughter	0	0	0	0	
		Aggravated Assault	0	0	0	0	
		Simple Assault	7	6	5	1	
		Intimidation	4	3	1	1	
		Stalking	1	0	0	0	
		All Rape	0	0	0	0	
		Criminal Sexual Contact	2	0	0	0	
		Incest	0	0	0	0	
		Statutory Rape	0	0	0	0	
		Commercial Sex Acts	0	0	0	0	
		Involuntary Servitude	0	0	0	0	
		Kidnapping/Abduction	0	0	0	0	
		Crimes Against Property					
		Arson	0	0	0	0	
		Bribery	0	0	0	0	
		Burglary/Breaking & Entering	0	0	0	0	
		Counterfeiting/Forgery	0	0	0	0	
		Destruction/Damage/Vandalism of Property	2	1	0	1	
		Embezzlement	0	0	0	0	
		Extortion/Blackmail	0	0	0	0	
		False Pretenses/Swindle/Confidence Game	0	0	0	0	
		Credit Card/Automated Teller Machine Fraud	0	0	0	0	
		Impersonation	1	0	0	0	
		Welfare Fraud	0	0	0	0	
		Wire Fraud	0	0	0	0	
		Identity Theft	1	0	0	0	
		Hacking/Computer Invasion	0	0	0	0	
		Robbery	0	0	0	0	
		Pocket-picking	0	0	0	0	
		Purse-snatching	0	0	0	0	
		Shoplifting	1	0	0	0	
		Theft From Building	0	0	0	0	
		Theft From Coin Operated Machine or Device	0	0	0	0	
		Theft From Motor Vehicle	0	0	0	0	
		Theft of Motor Vehicle Parts/Accessories	0	0	0	0	
		All Other Larceny	3	0	0	0	
		Motor Vehicle Theft	0	0	0	0	
		Stolen Property Offenses	0	0	0	0	
		Crimes Against Society					
		Drug/Narcotic Violations	1	1	1	0	
		Drug Equipment Violations	1	1	0	0	
		Betting/Wagering	0	0	0	0	
		Operating/Promoting/Assisting Gambling	0	0	0	0	
		Gambling Equipment Violations	0	0	0	0	
		Sports Tampering	0	0	0	0	
		Pornography/Obscene Material	2	2	2	0	
		Prostitution	0	0	0	0	
		Assisting or Promoting Prostitution	0	0	0	0	
		Purchasing Prostitution	0	0	0	0	
		Weapon Law Violations	0	0	0	0	
		Animal Cruelty	0	0	0	0	
		Total Group A Offenses	26	14	9	3	
Average number offenses/incident	1.24						
Domestic Incident Victims							
Offense	Reported	Cleared					
Murder and Nonnegligent Manslaughter	0	0					
Aggravated Assault	0	0					
Simple Assault	3	2					
Intimidation	2	1					
Stalking	0	0					
All Rape	0	0					
Criminal Sexual Contact	0	0					
Incest	0	0					
Statutory Rape	0	0					
Kidnapping/Abduction	0	0					
Total	5	3					
Group B Arrests							
Offense	Adult	Juvenile					
Curfew/Loitering/Vagrancy Violations	0	0					
Disorderly Conduct	2	1					
Driving Under the Influence	1	0					
Family Offenses (Nonviolent)	0	0					
Liquor Law Violations	0	0					
Trespass of Real Property	0	0					
All Other Offenses	0	0					
Total Group B	3	1					

(*) Offenses are counted using the FBI Units of Count for Crime
 (**) The 'Arrests' column shows arrests made for incidents during the selected period, regardless of arrest date. Arrest counts for the same period may change over time.
 (***) Negligent Manslaughter now includes the killing of another person associated with driving under the influence, distracted driving (using a cell or smartphone), and reckless driving fatalities.

Jamestown Police Department – 2025

2025 Population Estimate		15,782		Offenses (*)		Arrests (**)	
		Reported	Cleared	Adult	Juvenile		
Offense Overview		Group A Offenses					
Offense Total	658	Crimes Against Persons (***)					
Number Cleared	218	Murder and Nonnegligent Manslaughter					
Percent Cleared	33.13%	Negligent Manslaughter					
Group A Crimes per 100,000 population	4,169.3	Aggravated Assault					
		Simple Assault					
		Intimidation					
		Stalking					
		All Rape					
		Criminal Sexual Contact					
		Incest					
		Statutory Rape					
		Commercial Sex Acts					
		Involuntary Servitude					
		Kidnapping/Abduction					
		Crimes Against Property					
		Arson					
		Bribery					
		Burglary/Breaking & Entering					
		Counterfeiting/Forgery					
		Destruction/Damage/Vandalism of Property					
		Embezzlement					
		Extortion/Blackmail					
		False Pretenses/Swindle/Confidence Game					
		Credit Card/Automated Teller Machine Fraud					
		Impersonation					
		Welfare Fraud					
		Wire Fraud					
		Identity Theft					
		Hacking/Computer Invasion					
		Robbery					
		Pocket-picking					
		Purse-snatching					
		Shoplifting					
		Theft From Building					
		Theft From Coin Operated Machine or Device					
		Theft From Motor Vehicle					
		Theft of Motor Vehicle Parts/Accessories					
		All Other Larceny					
		Motor Vehicle Theft					
		Stolen Property Offenses					
		Crimes Against Society					
		Drug/Narcotic Violations					
		Drug Equipment Violations					
		Betting/Wagering					
		Operating/Promoting/Assisting Gambling					
		Gambling Equipment Violations					
		Sports Tampering					
		Pornography/Obscene Material					
		Prostitution					
		Assisting or Promoting Prostitution					
		Purchasing Prostitution					
		Weapon Law Violations					
		Animal Cruelty					
		Total Group A Offenses					
		658	218	122	55		
Arrest Overview		Crimes Against Society					
Total Arrests	502	Drug/Narcotic Violations					
Adult Arrests	375	Drug Equipment Violations					
Juvenile Arrests	127	Betting/Wagering					
Unknown Age	0	Operating/Promoting/Assisting Gambling					
Arrests per 100,000 population	3,180.8	Gambling Equipment Violations					
		Sports Tampering					
		Pornography/Obscene Material					
		Prostitution					
		Assisting or Promoting Prostitution					
		Purchasing Prostitution					
		Weapon Law Violations					
		Animal Cruelty					
		Total Group A Offenses					
		658	218	122	55		
Average number offenses/incident		1.09					
Domestic Incident Victims							
Offense	Reported	Cleared					
Murder and Nonnegligent Manslaughter	0	0					
Aggravated Assault	8	6					
Simple Assault	79	43					
Intimidation	9	5					
Stalking	6	0					
All Rape	2	0					
Criminal Sexual Contact	1	0					
Incest	0	0					
Statutory Rape	0	0					
Kidnapping/Abduction	0	0					
Total	105	54					
Group B Arrests							
Offense	Adult	Juvenile					
Curfew/Loitering/Vagrancy Violations	0	6					
Disorderly Conduct	23	24					
Driving Under the Influence	45	0					
Family Offenses (Nonviolent)	1	0					
Liquor Law Violations	28	7					
Trespass of Real Property	11	0					
All Other Offenses	145	35					
Total Group B	253	72					

(*) Offenses are counted using the FBI Units of Count for Crime
 (**) The 'Arrests' column shows arrests made for incidents during the selected period, regardless of arrest date. Arrest counts for the same period may change over time.
 (***) Negligent Manslaughter now includes the killing of another person associated with driving under the influence, distracted driving (using a cell or smartphone), and reckless driving fatalities.

Kenmare Police Department – 2025

2025 Population Estimate		909	Offenses (*)		Arrests (**)		
			Reported	Cleared	Adult	Juvenile	
Offense Overview			Group A Offenses				
Offense Total	14		Crimes Against Persons (***)				
Number Cleared	9		Murder and Nonnegligent Manslaughter	0	0	0	0
Percent Cleared	64.29%		Negligent Manslaughter	0	0	0	0
Group A Crimes per 100,000 population	1,540.2		Aggravated Assault	1	1	1	0
			Simple Assault	3	3	2	0
			Intimidation	0	0	0	0
			Stalking	0	0	0	0
			All Rape	0	0	0	0
			Criminal Sexual Contact	0	0	0	0
			Incest	0	0	0	0
			Statutory Rape	0	0	0	0
			Commercial Sex Acts	0	0	0	0
			Involuntary Servitude	0	0	0	0
			Kidnapping/Abduction	1	1	0	0
			Crimes Against Property				
			Arson	0	0	0	0
			Bribery	0	0	0	0
			Burglary/Breaking & Entering	1	0	0	0
			Counterfeiting/Forgery	1	0	0	0
			Destruction/Damage/Vandalism of Property	1	0	0	0
			Embezzlement	0	0	0	0
			Extortion/Blackmail	0	0	0	0
			False Pretenses/Swindle/Confidence Game	1	1	1	0
			Credit Card/Automated Teller Machine Fraud	0	0	0	0
			Impersonation	0	0	0	0
			Welfare Fraud	0	0	0	0
			Wire Fraud	0	0	0	0
			Identity Theft	0	0	0	0
			Hacking/Computer Invasion	0	0	0	0
			Robbery	0	0	0	0
			Pocket-picking	0	0	0	0
			Purse-snatching	0	0	0	0
			Shoplifting	0	0	0	0
			Theft From Building	0	0	0	0
			Theft From Coin Operated Machine or Device	0	0	0	0
			Theft From Motor Vehicle	0	0	0	0
			Theft of Motor Vehicle Parts/Accessories	1	0	0	0
			All Other Larceny	1	1	0	1
			Motor Vehicle Theft	2	1	2	0
			Stolen Property Offenses	0	0	0	0
			Crimes Against Society				
			Drug/Narcotic Violations	1	1	1	0
			Drug Equipment Violations	0	0	0	0
			Betting/Wagering	0	0	0	0
			Operating/Promoting/Assisting Gambling	0	0	0	0
			Gambling Equipment Violations	0	0	0	0
			Sports Tampering	0	0	0	0
			Pornography/Obscene Material	0	0	0	0
			Prostitution	0	0	0	0
			Assisting or Promoting Prostitution	0	0	0	0
			Purchasing Prostitution	0	0	0	0
			Weapon Law Violations	0	0	0	0
			Animal Cruelty	0	0	0	0
			Total Group A Offenses	14	9	7	1
Arrest Overview							
Total Arrests	10						
Adult Arrests	9						
Juvenile Arrests	1						
Unknown Age	0						
Arrests per 100,000 population	1,100.1						
Average number offenses/incident	1.17						
Domestic Incident Victims							
Offense	Reported	Cleared					
Murder and Nonnegligent Manslaughter	0	0					
Aggravated Assault	1	1					
Simple Assault	3	3					
Intimidation	0	0					
Stalking	0	0					
All Rape	0	0					
Criminal Sexual Contact	0	0					
Incest	0	0					
Statutory Rape	0	0					
Kidnapping/Abduction	1	1					
Total	5	5					
Group B Arrests							
Offense	Adult	Juvenile					
Curfew/Loitering/Vagrancy Violations	0	0					
Disorderly Conduct	0	0					
Driving Under the Influence	1	0					
Family Offenses (Nonviolent)	0	0					
Liquor Law Violations	0	0					
Trespass of Real Property	0	0					
All Other Offenses	1	0					
Total Group B	2	0					

(*) Offenses are counted using the FBI Units of Count for Crime
 (**) The 'Arrests' column shows arrests made for incidents during the selected period, regardless of arrest date. Arrest counts for the same period may change over time.
 (***) Negligent Manslaughter now includes the killing of another person associated with driving under the influence, distracted driving (using a cell or smartphone), and reckless driving fatalities.

Killdeer Police Department – 2025

2025 Population Estimate		906		Offenses (*)		Arrests (**)	
				Reported	Cleared	Adult	Juvenile
Offense Overview							
Offense Total	45	Group A Offenses					
Number Cleared	15	Crimes Against Persons (***)					
Percent Cleared	33.33%	Murder and Nonnegligent Manslaughter	0	0	0	0	
Group A Crimes per 100,000 population	4,966.9	Negligent Manslaughter	0	0	0	0	
		Aggravated Assault	1	1	1	0	
		Simple Assault	7	5	5	3	
		Intimidation	5	3	2	0	
		Stalking	2	0	0	0	
		All Rape	1	0	0	0	
		Criminal Sexual Contact	1	0	0	0	
		Incest	0	0	0	0	
		Statutory Rape	0	0	0	0	
		Commercial Sex Acts	0	0	0	0	
		Involuntary Servitude	0	0	0	0	
		Kidnapping/Abduction	0	0	0	0	
		Crimes Against Property					
		Arson	0	0	0	0	
		Bribery	0	0	0	0	
		Burglary/Breaking & Entering	2	0	0	0	
		Counterfeiting/Forgery	0	0	0	0	
		Destruction/Damage/Vandalism of Property	3	1	1	0	
		Embezzlement	0	0	0	0	
		Extortion/Blackmail	2	0	0	0	
		False Pretenses/Swindle/Confidence Game	1	1	1	0	
		Credit Card/Automated Teller Machine Fraud	0	0	0	0	
		Impersonation	0	0	0	0	
		Welfare Fraud	0	0	0	0	
		Wire Fraud	1	0	0	0	
		Identity Theft	1	0	0	0	
		Hacking/Computer Invasion	1	0	0	0	
		Robbery	0	0	0	0	
		Pocket-picking	0	0	0	0	
		Purse-snatching	0	0	0	0	
		Shoplifting	0	0	0	0	
		Theft From Building	0	0	0	0	
		Theft From Coin Operated Machine or Device	0	0	0	0	
		Theft From Motor Vehicle	0	0	0	0	
		Theft of Motor Vehicle Parts/Accessories	0	0	0	0	
		All Other Larceny	2	0	0	0	
		Motor Vehicle Theft	4	0	0	0	
		Stolen Property Offenses	3	0	0	0	
		Crimes Against Society					
		Drug/Narcotic Violations	4	2	2	0	
		Drug Equipment Violations	4	2	1	0	
		Betting/Wagering	0	0	0	0	
		Operating/Promoting/Assisting Gambling	0	0	0	0	
		Gambling Equipment Violations	0	0	0	0	
		Sports Tampering	0	0	0	0	
		Pornography/Obscene Material	0	0	0	0	
		Prostitution	0	0	0	0	
		Assisting or Promoting Prostitution	0	0	0	0	
		Purchasing Prostitution	0	0	0	0	
		Weapon Law Violations	0	0	0	0	
		Animal Cruelty	0	0	0	0	
		Total Group A Offenses	45	15	13	3	
Arrest Overview							
Total Arrests	21	Group B Arrests					
Adult Arrests	18	Offense	Adult	Juvenile			
Juvenile Arrests	3	Curfew/Loitering/Vagrancy Violations	0	0			
Unknown Age	0	Disorderly Conduct	0	0			
Arrests per 100,000 population	2,317.9	Driving Under the Influence	4	0			
		Family Offenses (Nonviolent)	1	0			
		Liquor Law Violations	0	0			
		Trespass of Real Property	0	0			
		All Other Offenses	0	0			
		Total Group B	5	0			
		Average number offenses/incident		1.22			
Domestic Incident Victims							
Offense	Reported	Cleared					
Murder and Nonnegligent Manslaughter	0	0					
Aggravated Assault	1	1					
Simple Assault	6	5					
Intimidation	3	3					
Stalking	0	0					
All Rape	1	0					
Criminal Sexual Contact	0	0					
Incest	0	0					
Statutory Rape	0	0					
Kidnapping/Abduction	0	0					
Total	11	9					

(*) Offenses are counted using the FBI Units of Count for Crime
 (**) The 'Arrests' column shows arrests made for incidents during the selected period, regardless of arrest date. Arrest counts for the same period may change over time.
 (***) Negligent Manslaughter now includes the killing of another person associated with driving under the influence, distracted driving (using a cell or smartphone), and reckless driving fatalities.

LaMoure Police Department – 2025

2025 Population Estimate		737	Offenses (*)		Arrests (**)		
			Reported	Cleared	Adult	Juvenile	
Offense Overview			Group A Offenses				
			Crimes Against Persons (***)				
Offense Total	11		Murder and Nonnegligent Manslaughter	0	0	0	0
Number Cleared	2		Negligent Manslaughter	0	0	0	0
Percent Cleared	18.18%		Aggravated Assault	0	0	0	0
Group A Crimes per 100,000 population	1,492.5		Simple Assault	3	1	1	0
			Intimidation	0	0	0	0
			Stalking	0	0	0	0
			All Rape	0	0	0	0
			Criminal Sexual Contact	1	0	0	0
			Incest	0	0	0	0
			Statutory Rape	0	0	0	0
			Commercial Sex Acts	0	0	0	0
			Involuntary Servitude	0	0	0	0
			Kidnapping/Abduction	0	0	0	0
			Crimes Against Property				
			Arson	0	0	0	0
			Bribery	0	0	0	0
			Burglary/Breaking & Entering	1	0	0	0
			Counterfeiting/Forgery	0	0	0	0
			Destruction/Damage/Vandalism of Property	1	0	0	0
			Embezzlement	0	0	0	0
			Extortion/Blackmail	0	0	0	0
			False Pretenses/Swindle/Confidence Game	0	0	0	0
			Credit Card/Automated Teller Machine Fraud	0	0	0	0
			Impersonation	0	0	0	0
			Welfare Fraud	0	0	0	0
			Wire Fraud	0	0	0	0
			Identity Theft	0	0	0	0
			Hacking/Computer Invasion	0	0	0	0
			Robbery	0	0	0	0
			Pocket-picking	0	0	0	0
			Purse-snatching	0	0	0	0
			Shoplifting	1	0	0	0
			Theft From Building	0	0	0	0
			Theft From Coin Operated Machine or Device	0	0	0	0
			Theft From Motor Vehicle	0	0	0	0
			Theft of Motor Vehicle Parts/Accessories	0	0	0	0
			All Other Larceny	1	0	0	0
			Motor Vehicle Theft	3	1	0	0
			Stolen Property Offenses	0	0	0	0
			Crimes Against Society				
			Drug/Narcotic Violations	0	0	0	0
			Drug Equipment Violations	0	0	0	0
			Betting/Wagering	0	0	0	0
			Operating/Promoting/Assisting Gambling	0	0	0	0
			Gambling Equipment Violations	0	0	0	0
			Sports Tampering	0	0	0	0
			Pornography/Obscene Material	0	0	0	0
			Prostitution	0	0	0	0
			Assisting or Promoting Prostitution	0	0	0	0
			Purchasing Prostitution	0	0	0	0
			Weapon Law Violations	0	0	0	0
			Animal Cruelty	0	0	0	0
			Total Group A Offenses	11	2	1	0
Arrest Overview							
Total Arrests	3						
Adult Arrests	2						
Juvenile Arrests	1						
Unknown Age	0						
Arrests per 100,000 population	407.1						
Average number offenses/incident	1.22						
Domestic Incident Victims							
Offense	Reported	Cleared					
Murder and Nonnegligent Manslaughter	0	0					
Aggravated Assault	0	0					
Simple Assault	2	1					
Intimidation	0	0					
Stalking	0	0					
All Rape	0	0					
Criminal Sexual Contact	1	0					
Incest	0	0					
Statutory Rape	0	0					
Kidnapping/Abduction	0	0					
Total	3	1					
Group B Arrests							
Offense	Adult	Juvenile					
Curfew/Loitering/Vagrancy Violations	0	0					
Disorderly Conduct	0	0					
Driving Under the Influence	0	0					
Family Offenses (Nonviolent)	0	0					
Liquor Law Violations	0	0					
Trespass of Real Property	0	0					
All Other Offenses	1	1					
Total Group B	1	1					

(*) Offenses are counted using the FBI Units of Count for Crime
 (**) The 'Arrests' column shows arrests made for incidents during the selected period, regardless of arrest date. Arrest counts for the same period may change over time.
 (***) Negligent Manslaughter now includes the killing of another person associated with driving under the influence, distracted driving (using a cell or smartphone), and reckless driving fatalities.

Lincoln Police Department – 2025

2025 Population Estimate		4,562		Offenses (*)		Arrests (**)	
Offense Overview				Reported	Cleared	Adult	Juvenile
Offense Total	113	Group A Offenses					
Number Cleared	27	Crimes Against Persons (***)					
Percent Cleared	23.89%	Murder and Nonnegligent Manslaughter	0	0	0	0	
Group A Crimes per 100,000 population	2,477.0	Negligent Manslaughter	0	0	0	0	
		Aggravated Assault	2	2	2	0	
		Simple Assault	12	4	3	1	
		Intimidation	3	3	1	1	
		Stalking	8	1	1	0	
		All Rape	0	0	0	0	
		Criminal Sexual Contact	6	0	0	0	
		Incest	0	0	0	0	
		Statutory Rape	0	0	0	0	
		Commercial Sex Acts	0	0	0	0	
		Involuntary Servitude	0	0	0	0	
		Kidnapping/Abduction	0	0	0	0	
		Crimes Against Property					
		Arson	0	0	0	0	
		Bribery	0	0	0	0	
		Burglary/Breaking & Entering	1	1	1	0	
		Counterfeiting/Forgery	4	0	0	0	
		Destruction/Damage/Vandalism of Property	10	0	0	0	
		Embezzlement	0	0	0	0	
		Extortion/Blackmail	1	0	0	0	
		False Pretenses/Swindle/Confidence Game	2	0	0	0	
		Credit Card/Automated Teller Machine Fraud	2	0	0	0	
		Impersonation	0	0	0	0	
		Welfare Fraud	0	0	0	0	
		Wire Fraud	4	0	0	0	
		Identity Theft	4	0	0	0	
		Hacking/Computer Invasion	2	0	0	0	
		Robbery	0	0	0	0	
		Pocket-picking	0	0	0	0	
		Purse-snatching	0	0	0	0	
		Shoplifting	2	0	0	0	
		Theft From Building	1	0	0	0	
		Theft From Coin Operated Machine or Device	0	0	0	0	
		Theft From Motor Vehicle	0	0	0	0	
		Theft of Motor Vehicle Parts/Accessories	1	0	0	0	
		All Other Larceny	14	0	0	0	
		Motor Vehicle Theft	3	0	0	0	
		Stolen Property Offenses	0	0	0	0	
		Crimes Against Society					
		Drug/Narcotic Violations	12	10	6	2	
		Drug Equipment Violations	12	6	3	1	
		Betting/Wagering	0	0	0	0	
		Operating/Promoting/Assisting Gambling	0	0	0	0	
		Gambling Equipment Violations	0	0	0	0	
		Sports Tampering	0	0	0	0	
		Pornography/Obscene Material	1	0	0	0	
		Prostitution	0	0	0	0	
		Assisting or Promoting Prostitution	0	0	0	0	
		Purchasing Prostitution	0	0	0	0	
		Weapon Law Violations	1	0	0	0	
		Animal Cruelty	5	0	0	0	
		Total Group A Offenses	113	27	17	5	

Arrest Overview		52	
Total Arrests	52	Domestic Incident Victims	
Adult Arrests	38	Offense	Reported
Juvenile Arrests	14	Murder and Nonnegligent Manslaughter	0
Unknown Age	0	Aggravated Assault	1
Arrests per 100,000 population	1,139.9	Simple Assault	6
		Intimidation	1
		Stalking	2
		All Rape	0
		Criminal Sexual Contact	0
		Incest	0
		Statutory Rape	0
		Kidnapping/Abduction	0
		Total	10
			7

Group B Arrests		9	
Offense	Adult	Juvenile	
Curfew/Litering/Vagrancy Violations	0	0	
Disorderly Conduct	0	0	
Driving Under the Influence	12	0	
Family Offenses (Nonviolent)	0	2	
Liquor Law Violations	2	5	
Trespass of Real Property	1	0	
All Other Offenses	6	2	
Total Group B	21	9	

(*) Offenses are counted using the FBI Units of Count for Crime
(**) The 'Arrests' column shows arrests made for incidents during the selected period, regardless of arrest date. Arrest counts for the same period may change over time.
(***) Negligent Manslaughter now includes the killing of another person associated with driving under the influence, distracted driving (using a cell or smartphone), and reckless driving fatalities.

Lisbon Police Department – 2025

2025 Population Estimate		2,170	Offenses (*)		Arrests (**)	
Offense Overview			Reported	Cleared	Adult	Juvenile
Offense Total	71					
Number Cleared	23					
Percent Cleared	32.39%					
Group A Crimes per 100,000 population	3,271.9					
Arrest Overview						
Total Arrests	25					
Adult Arrests	22					
Juvenile Arrests	3					
Unknown Age	0					
Arrests per 100,000 population	1,152.1					
Average number offenses/incident	1.29					
Domestic Incident Victims						
Offense	Reported	Cleared				
Murder and Nonnegligent Manslaughter	0	0				
Aggravated Assault	1	1				
Simple Assault	12	3				
Intimidation	0	0				
Stalking	0	0				
All Rape	0	0				
Criminal Sexual Contact	3	0				
Incest	0	0				
Statutory Rape	0	0				
Kidnapping/Abduction	0	0				
Total	16	4				
Group B Arrests						
Offense	Adult	Juvenile				
Curfew/Loitering/Vagrancy Violations	0	0				
Disorderly Conduct	1	0				
Driving Under the Influence	2	1				
Family Offenses (Nonviolent)	0	0				
Liquor Law Violations	3	1				
Trespass of Real Property	0	0				
All Other Offenses	2	0				
Total Group B	8	2				
<p>(*) Offenses are counted using the FBI Units of Count for Crime (**) The 'Arrests' column shows arrests made for incidents during the selected period, regardless of arrest date. Arrest counts for the same period may change over time. (***) Negligent Manslaughter now includes the killing of another person associated with driving under the influence, distracted driving (using a cell or smartphone), and reckless driving fatalities.</p>						
Group A Offenses						
Crimes Against Persons (***)						
Murder and Nonnegligent Manslaughter	0	0	0	0	0	0
Negligent Manslaughter	0	0	0	0	0	0
Aggravated Assault	1	1	1	1	1	0
Simple Assault	13	3	13	3	2	0
Intimidation	0	0	0	0	0	0
Stalking	1	0	1	0	0	0
All Rape	0	0	0	0	0	0
Criminal Sexual Contact	7	0	7	0	0	0
Incest	0	0	0	0	0	0
Statutory Rape	1	0	1	0	0	0
Commercial Sex Acts	0	0	0	0	0	0
Involuntary Servitude	0	0	0	0	0	0
Kidnapping/Abduction	0	0	0	0	0	0
Crimes Against Property						
Arson	0	0	0	0	0	0
Bribery	0	0	0	0	0	0
Burglary/Breaking & Entering	0	0	0	0	0	0
Counterfeiting/Forgery	3	1	3	1	0	0
Destruction/Damage/Vandalism of Property	4	0	4	0	0	0
Embezzlement	0	0	0	0	0	0
Extortion/Blackmail	0	0	0	0	0	0
False Pretenses/Swindle/Confidence Game	4	1	4	1	0	0
Credit Card/Automated Teller Machine Fraud	1	0	1	0	0	0
Impersonation	0	0	0	0	0	0
Welfare Fraud	0	0	0	0	0	0
Wire Fraud	0	0	0	0	0	0
Identity Theft	3	1	3	1	0	0
Hacking/Computer Invasion	0	0	0	0	0	0
Robbery	0	0	0	0	0	0
Packet-picking	0	0	0	0	0	0
Purse-snatching	0	0	0	0	0	0
Shoplifting	0	0	0	0	0	0
Theft From Building	0	0	0	0	0	0
Theft From Coin Operated Machine or Device	0	0	0	0	0	0
Theft From Motor Vehicle	0	0	0	0	0	0
Theft of Motor Vehicle Parts/Accessories	0	0	0	0	0	0
All Other Larceny	11	1	11	1	1	0
Motor Vehicle Theft	2	2	2	2	1	1
Stolen Property Offenses	1	0	1	0	0	0
Crimes Against Society						
Drug/Narcotic Violations	8	6	8	6	6	0
Drug Equipment Violations	8	6	8	6	3	0
Betting/Wagering	0	0	0	0	0	0
Operating/Promoting/Assisting Gambling	0	0	0	0	0	0
Gambling Equipment Violations	0	0	0	0	0	0
Sports Tampering	0	0	0	0	0	0
Pornography/Obscene Material	2	0	2	0	0	0
Prostitution	0	0	0	0	0	0
Assisting or Promoting Prostitution	0	0	0	0	0	0
Purchasing Prostitution	0	0	0	0	0	0
Weapon Law Violations	1	1	1	1	0	0
Animal Cruelty	0	0	0	0	0	0
Total Group A Offenses	71	23	71	23	14	1

Mandan Police Department – 2025

2025 Population Estimate		24,931		Offenses (*)		Arrests (**)			
				Reported	Cleared	Adult	Juvenile		
Offense Overview				Group A Offenses					
Offense Total	1,895	Crimes Against Persons (***)							
Number Cleared	944	Murder and Nonnegligent Manslaughter							
Percent Cleared	49.82%	Negligent Manslaughter							
Group A Crimes per 100,000 population	7,601.0	Aggravated Assault							
				Simple Assault					
				Intimidation					
				Stalking					
				All Rape					
				Criminal Sexual Contact					
				Incest					
				Statutory Rape					
				Commercial Sex Acts					
				Involuntary Servitude					
				Kidnapping/Abduction					
Arrest Overview				Crimes Against Property					
Total Arrests	974	Arson							
Adult Arrests	813	Bribery							
Juvenile Arrests	161	Burglary/Breaking & Entering							
Unknown Age	0	Counterfeiting/Forgery							
Arrests per 100,000 population	3,906.8	Destruction/Damage/Vandalism of Property							
				Embezzlement					
				Extortion/Blackmail					
				False Pretenses/Swindle/Confidence Game					
				Credit Card/Automated Teller Machine Fraud					
				Impersonation					
				Welfare Fraud					
				Wire Fraud					
				Identity Theft					
				Hacking/Computer Invasion					
				Robbery					
				Pocket-picking					
				Purse-snatching					
				Shoplifting					
				Theft From Building					
				Theft From Coin Operated Machine or Device					
				Theft From Motor Vehicle					
				Theft of Motor Vehicle Parts/Accessories					
				All Other Larceny					
				Motor Vehicle Theft					
				Stolen Property Offenses					
				Crimes Against Society					
				Drug/Narcotic Violations					
				Drug Equipment Violations					
				Betting/Wagering					
				Operating/Promoting/Assisting Gambling					
				Gambling Equipment Violations					
				Sports Tampering					
				Pornography/Obscene Material					
				Prostitution					
				Assisting or Promoting Prostitution					
				Purchasing Prostitution					
				Weapon Law Violations					
				Animal Cruelty					
				Total Group A Offenses					
				1,895	944	517	110		
Domestic Incident Victims									
Offense	Reported	Cleared							
Murder and Nonnegligent Manslaughter	0	0							
Aggravated Assault	26	22							
Simple Assault	164	126							
Intimidation	34	22							
Stalking	31	11							
All Rape	12	6							
Criminal Sexual Contact	23	12							
Incest	0	0							
Statutory Rape	1	0							
Kidnapping/Abduction	11	9							
Total	302	208							
Group B Arrests									
Offense	Adult	Juvenile							
Curfew/Litering/Vagrancy Violations	0	1							
Disorderly Conduct	30	14							
Driving Under the Influence	85	0							
Family Offenses (Nonviolent)	27	1							
Liquor Law Violations	48	23							
Trespass of Real Property	33	3							
All Other Offenses	73	9							
Total Group B	296	51							

(*) Offenses are counted using the FBI Units of Count for Crime
 (**) The 'Arrests' column shows arrests made for incidents during the selected period, regardless of arrest date. Arrest counts for the same period may change over time.
 (***) Negligent Manslaughter now includes the killing of another person associated with driving under the influence, distracted driving (using a cell or smartphone), and reckless driving fatalities.

Medora Police Department – 2025

2025 Population Estimate		174	Offenses (*)		Arrests (**)	
			Reported	Cleared	Adult	Juvenile
Offense Overview			Group A Offenses			
Offense Total	0		Crimes Against Persons (***)			
Number Cleared	0		Murder and Nonnegligent Manslaughter	0	0	0
Percent Cleared	0.00%		Negligent Manslaughter	0	0	0
Group A Crimes per 100,000 population	0.0		Aggravated Assault	0	0	0
			Simple Assault	0	0	0
			Intimidation	0	0	0
			Stalking	0	0	0
			All Rape	0	0	0
			Criminal Sexual Contact	0	0	0
			Incest	0	0	0
			Statutory Rape	0	0	0
			Commercial Sex Acts	0	0	0
			Involuntary Servitude	0	0	0
			Kidnapping/Abduction	0	0	0
			Crimes Against Property			
			Arson	0	0	0
			Bribery	0	0	0
			Burglary/Breaking & Entering	0	0	0
			Counterfeiting/Forgery	0	0	0
			Destruction/Damage/Vandalism of Property	0	0	0
			Embezzlement	0	0	0
			Extortion/Blackmail	0	0	0
			False Pretenses/Swindle/Confidence Game	0	0	0
			Credit Card/Automated Teller Machine Fraud	0	0	0
			Impersonation	0	0	0
			Welfare Fraud	0	0	0
			Wire Fraud	0	0	0
			Identity Theft	0	0	0
			Hacking/Computer Invasion	0	0	0
			Robbery	0	0	0
			Pocket-picking	0	0	0
			Purse-snatching	0	0	0
			Shoplifting	0	0	0
			Theft From Building	0	0	0
			Theft From Coin Operated Machine or Device	0	0	0
			Theft From Motor Vehicle	0	0	0
			Theft of Motor Vehicle Parts/Accessories	0	0	0
			All Other Larceny	0	0	0
			Motor Vehicle Theft	0	0	0
			Stolen Property Offenses	0	0	0
			Crimes Against Society			
			Drug/Narcotic Violations	0	0	0
			Drug Equipment Violations	0	0	0
			Betting/Wagering	0	0	0
			Operating/Promoting/Assisting Gambling	0	0	0
			Gambling Equipment Violations	0	0	0
			Sports Tampering	0	0	0
			Pornography/Obscene Material	0	0	0
			Prostitution	0	0	0
			Assisting or Promoting Prostitution	0	0	0
			Purchasing Prostitution	0	0	0
			Weapon Law Violations	0	0	0
			Animal Cruelty	0	0	0
			Total Group A Offenses	0	0	0
Arrest Overview						
Total Arrests	0					
Adult Arrests	0					
Juvenile Arrests	0					
Unknown Age	0					
Arrests per 100,000 population	0.0					
Average number offenses/incident	0.00					
Domestic Incident Victims						
Offense	Reported	Cleared				
Murder and Nonnegligent Manslaughter	0	0				
Aggravated Assault	0	0				
Simple Assault	0	0				
Intimidation	0	0				
Stalking	0	0				
All Rape	0	0				
Criminal Sexual Contact	0	0				
Incest	0	0				
Statutory Rape	0	0				
Kidnapping/Abduction	0	0				
Total	0	0				
Group B Arrests						
Offense	Adult	Juvenile				
Curfew/Loitering/Vagrancy Violations	0	0				
Disorderly Conduct	0	0				
Driving Under the Influence	0	0				
Family Offenses (Nonviolent)	0	0				
Liquor Law Violations	0	0				
Trespass of Real Property	0	0				
All Other Offenses	0	0				
Total Group B	0	0				

(*) Offenses are counted using the FBI Units of Count for Crime
(**) The 'Arrests' column shows arrests made for incidents during the selected period, regardless of arrest date. Arrest counts for the same period may change over time.
(***) Negligent Manslaughter now includes the killing of another person associated with driving under the influence, distracted driving (using a cell or smartphone), and reckless driving fatalities.

Minot Police Department – 2025

2025 Population Estimate		47,206	Offenses (*)		Arrests (**)	
Offense Overview			Reported	Cleared	Adult	Juvenile
Offense Total	1,711					
Number Cleared	934					
Percent Cleared	54.59%					
Group A Crimes per 100,000 population	3,624.5					
Arrest Overview						
Total Arrests	839					
Adult Arrests	801					
Juvenile Arrests	38					
Unknown Age	0					
Arrests per 100,000 population	1,777.3					
Average number offenses/incident	1.20					
Domestic Incident Victims			Reported	Cleared		
Murder and Nonnegligent Manslaughter	0	0				
Aggravated Assault	12	11				
Simple Assault	55	48				
Intimidation	4	3				
Stalking	0	0				
All Rape	1	0				
Criminal Sexual Contact	0	0				
Incest	1	0				
Statutory Rape	0	0				
Kidnapping/Abduction	10	9				
Total	83	71				
Group B Arrests			Adult	Juvenile		
Curfew/Litering/Vagrancy Violations	0	0				
Disorderly Conduct	3	1				
Driving Under the Influence	23	1				
Family Offenses (Nonviolent)	5	0				
Liquor Law Violations	14	8				
Trespass of Real Property	25	4				
All Other Offenses	156	6				
Total Group B	226	20				
Group A Offenses						
Crimes Against Persons (***)						
Murder and Nonnegligent Manslaughter	3	3	2	0		
Negligent Manslaughter	1	0	0	0		
Aggravated Assault	90	63	43	0		
Simple Assault	240	166	121	7		
Intimidation	112	75	38	0		
Stalking	28	10	6	0		
All Rape	38	8	4	0		
Criminal Sexual Contact	32	5	1	0		
Incest	1	0	0	0		
Statutory Rape	6	3	1	0		
Commercial Sex Acts	0	0	0	0		
Involuntary Servitude	0	0	0	0		
Kidnapping/Abduction	25	19	5	0		
Crimes Against Property						
Arson	8	4	2	0		
Bribery	2	2	1	0		
Burglary/Breaking & Entering	71	21	9	4		
Counterfeiting/Forgery	13	0	1	0		
Destruction/Damage/Vandalism of Property	67	29	11	1		
Embezzlement	11	2	0	0		
Extortion/Blackmail	3	0	0	0		
False Pretenses/Swindle/Confidence Game	20	2	4	0		
Credit Card/Automated Teller Machine Fraud	6	0	0	0		
Impersonation	3	0	0	0		
Welfare Fraud	1	0	0	0		
Wire Fraud	13	0	0	0		
Identity Theft	30	7	3	0		
Hacking/Computer Invasion	1	0	0	0		
Robbery	9	1	0	0		
Pocket-picking	17	2	1	0		
Purse-snatching	6	3	0	0		
Shoplifting	240	131	82	3		
Theft From Building	15	4	3	0		
Theft From Coin Operated Machine or Device	5	2	1	0		
Theft From Motor Vehicle	48	11	7	0		
Theft of Motor Vehicle Parts/Accessories	5	2	1	0		
All Other Larceny	90	16	8	0		
Motor Vehicle Theft	78	29	19	0		
Stolen Property Offenses	16	9	7	0		
Crimes Against Society						
Drug/Narcotic Violations	147	140	87	3		
Drug Equipment Violations	146	139	95	0		
Betting/Wagering	0	0	0	0		
Operating/Promoting/Assisting Gambling	0	0	0	0		
Gambling Equipment Violations	0	0	0	0		
Sports Tampering	0	0	0	0		
Pornography/Obscene Material	22	3	2	0		
Prostitution	0	0	0	0		
Assisting or Promoting Prostitution	1	0	0	0		
Purchasing Prostitution	1	0	0	0		
Weapon Law Violations	31	20	7	0		
Animal Cruelty	9	3	3	0		
Total Group A Offenses	1,711	934	575	18		

(*) Offenses are counted using the FBI Units of Count for Crime
 (**) The 'Arrests' column shows arrests made for incidents during the selected period, regardless of arrest date. Arrest counts for the same period may change over time.
 (***) Negligent Manslaughter now includes the killing of another person associated with driving under the influence, distracted driving (using a cell or smartphone), and reckless driving fatalities.

ND State College of Science PD – 2025

2025 Population Estimate		N/A	Offenses (*)		Arrests (**)	
			Reported	Cleared	Adult	Juvenile
Offense Overview			Group A Offenses			
Offense Total	6		Crimes Against Persons (***)			
Number Cleared	0		Murder and Nonnegligent Manslaughter	0	0	0
Percent Cleared	0.00%		Negligent Manslaughter	0	0	0
Group A Crimes per 100,000 population	N/A		Aggravated Assault	0	0	0
			Simple Assault	0	0	0
			Intimidation	0	0	0
			Stalking	0	0	0
			All Rape	0	0	0
Arrest Overview			Criminal Sexual Contact	0	0	0
Total Arrests	4		Incest	0	0	0
Adult Arrests	4		Statutory Rape	0	0	0
Juvenile Arrests	0		Commercial Sex Acts	0	0	0
Unknown Age	0		Involuntary Servitude	0	0	0
Arrests per 100,000 population	N/A		Kidnapping/Abduction	0	0	0
			Crimes Against Property			
Average number offenses/incident	1.00		Arson	0	0	0
			Bribery	0	0	0
Domestic Incident Victims			Burglary/Breaking & Entering	0	0	0
Offense	Reported	Cleared	Counterfeiting/Forgery	0	0	0
Murder and Nonnegligent Manslaughter	0	0	Destruction/Damage/Vandalism of Property	1	0	0
Aggravated Assault	0	0	Embezzlement	0	0	0
Simple Assault	0	0	Extortion/Blackmail	0	0	0
Intimidation	0	0	False Pretenses/Swindle/Confidence Game	0	0	0
Stalking	0	0	Credit Card/Automated Teller Machine Fraud	0	0	0
All Rape	0	0	Impersonation	0	0	0
Criminal Sexual Contact	0	0	Welfare Fraud	0	0	0
Incest	0	0	Wire Fraud	0	0	0
Statutory Rape	0	0	Identity Theft	0	0	0
Kidnapping/Abduction	0	0	Hacking/Computer Invasion	0	0	0
Total	0	0	Robbery	0	0	0
			Pocket-picking	0	0	0
			Purse-snatching	0	0	0
			Shoplifting	0	0	0
Group B Arrests			Theft From Building	2	0	0
Offense	Adult	Juvenile	Theft From Coin Operated Machine or Device	0	0	0
Curfew/Loitering/Vagrancy Violations	0	0	Theft From Motor Vehicle	2	0	0
Disorderly Conduct	0	0	Theft of Motor Vehicle Parts/Accessories	0	0	0
Driving Under the Influence	1	0	All Other Larceny	1	0	0
Family Offenses (Nonviolent)	0	0	Motor Vehicle Theft	0	0	0
Liquor Law Violations	2	0	Stolen Property Offenses	0	0	0
Trespass of Real Property	1	0	Crimes Against Society			
All Other Offenses	0	0	Drug/Narcotic Violations	0	0	0
Total Group B	4	0	Drug Equipment Violations	0	0	0
			Betting/Wagering	0	0	0
			Operating/Promoting/Assisting Gambling	0	0	0
			Gambling Equipment Violations	0	0	0
			Sports Tampering	0	0	0
			Pornography/Obscene Material	0	0	0
			Prostitution	0	0	0
			Assisting or Promoting Prostitution	0	0	0
			Purchasing Prostitution	0	0	0
			Weapon Law Violations	0	0	0
			Animal Cruelty	0	0	0
			Total Group A Offenses	6	0	0

(*) Offenses are counted using the FBI Units of Count for Crime
 (**) The 'Arrests' column shows arrests made for incidents during the selected period, regardless of arrest date. Arrest counts for the same period may change over time.
 (***) Negligent Manslaughter now includes the killing of another person associated with driving under the influence, distracted driving (using a cell or smartphone), and reckless driving fatalities.

ND State University PD – 2025

2025 Population Estimate		N/A	Offenses (*)		Arrests (**)		
			Reported	Cleared	Adult	Juvenile	
Offense Overview			Group A Offenses				
Offense Total	123		Crimes Against Persons (***)				
Number Cleared	5		Murder and Nonnegligent Manslaughter	0	0	0	0
Percent Cleared	4.07%		Negligent Manslaughter	0	0	0	0
Group A Crimes per 100,000 population	N/A		Aggravated Assault	1	1	1	0
			Simple Assault	4	0	0	0
			Intimidation	2	0	0	0
			Stalking	0	0	0	0
			All Rape	0	0	0	0
Arrest Overview			Criminal Sexual Contact	0	0	0	0
Total Arrests	37		Incest	0	0	0	0
Adult Arrests	36		Statutory Rape	0	0	0	0
Juvenile Arrests	1		Commercial Sex Acts	0	0	0	0
Unknown Age	0		Involuntary Servitude	0	0	0	0
Arrests per 100,000 population	N/A		Kidnapping/Abduction	0	0	0	0
			Crimes Against Property				
Average number offenses/incident	1.05		Arson	0	0	0	0
			Bribery	0	0	0	0
Domestic Incident Victims			Burglary/Breaking & Entering	7	1	0	0
Offense	Reported	Cleared	Counterfeiting/Forgery	5	1	0	0
Murder and Nonnegligent Manslaughter	0	0	Destruction/Damage/Vandalism of Property	21	0	0	0
Aggravated Assault	0	0	Embezzlement	0	0	0	0
Simple Assault	2	0	Extortion/Blackmail	1	0	0	0
Intimidation	0	0	False Pretenses/Swindle/Confidence Game	3	1	1	0
Stalking	0	0	Credit Card/Automated Teller Machine Fraud	1	0	0	0
All Rape	0	0	Impersonation	0	0	0	0
Criminal Sexual Contact	0	0	Welfare Fraud	0	0	0	0
Incest	0	0	Wire Fraud	8	0	0	0
Statutory Rape	0	0	Identity Theft	0	0	0	0
Kidnapping/Abduction	0	0	Hacking/Computer Invasion	0	0	0	0
Total	2	0	Robbery	0	0	0	0
			Pocket-picking	0	0	0	0
			Purse-snatching	0	0	0	0
			Shoplifting	1	0	0	0
			Theft From Building	6	0	0	0
			Theft From Coin Operated Machine or Device	0	0	0	0
			Theft From Motor Vehicle	7	0	0	0
			Theft of Motor Vehicle Parts/Accessories	0	0	0	0
			All Other Larceny	44	0	0	0
			Motor Vehicle Theft	2	0	0	0
			Stolen Property Offenses	0	0	0	0
			Crimes Against Society				
			Drug/Narcotic Violations	5	0	0	0
			Drug Equipment Violations	4	1	0	0
			Betting/Wagering	0	0	0	0
			Operating/Promoting/Assisting Gambling	0	0	0	0
			Gambling Equipment Violations	0	0	0	0
			Sports Tampering	0	0	0	0
			Pornography/Obscene Material	1	0	0	0
			Prostitution	0	0	0	0
			Assisting or Promoting Prostitution	0	0	0	0
			Purchasing Prostitution	0	0	0	0
			Weapon Law Violations	0	0	0	0
			Animal Cruelty	0	0	0	0
			Total Group A Offenses	123	5	2	0

(*) Offenses are counted using the FBI Units of Count for Crime
 (**) The 'Arrests' column shows arrests made for incidents during the selected period, regardless of arrest date. Arrest counts for the same period may change over time.
 (***) Negligent Manslaughter now includes the killing of another person associated with driving under the influence, distracted driving (using a cell or smartphone), and reckless driving fatalities.

Oakes Police Department – 2025

2025 Population Estimate		1,776	Offenses (*)		Arrests (**)	
			Reported	Cleared	Adult	Juvenile
Offense Overview						
Offense Total	21					
Number Cleared	12					
Percent Cleared	57.14%					
Group A Crimes per 100,000 population	1,182.4					
Arrest Overview						
Total Arrests	10					
Adult Arrests	10					
Juvenile Arrests	0					
Unknown Age	0					
Arrests per 100,000 population	563.1					
Average number offenses/incident	1.50					
Domestic Incident Victims						
Offense	Reported	Cleared				
Murder and Nonnegligent Manslaughter	0	0				
Aggravated Assault	0	0				
Simple Assault	1	1				
Intimidation	0	0				
Stalking	0	0				
All Rape	0	0				
Criminal Sexual Contact	0	0				
Incest	0	0				
Statutory Rape	0	0				
Kidnapping/Abduction	0	0				
Total	1	1				
Group B Arrests						
Offense	Adult	Juvenile				
Curfew/Litering/Vagrancy Violations	0	0				
Disorderly Conduct	0	0				
Driving Under the Influence	1	0				
Family Offenses (Nonviolent)	0	0				
Liquor Law Violations	0	0				
Trespass of Real Property	0	0				
All Other Offenses	1	0				
Total Group B	2	0				
(*) Offenses are counted using the FBI Units of Count for Crime (**) The 'Arrests' column shows arrests made for incidents during the selected period, regardless of arrest date. Arrest counts for the same period may change over time. (***) Negligent Manslaughter now includes the killing of another person associated with driving under the influence, distracted driving (using a cell or smartphone), and reckless driving fatalities.						
Group A Offenses						
Crimes Against Persons (***)						
Murder and Nonnegligent Manslaughter	0	0	0	0	0	0
Negligent Manslaughter	0	0	0	0	0	0
Aggravated Assault	0	0	0	0	0	0
Simple Assault	2	1	1	1	0	0
Intimidation	0	0	0	0	0	0
Stalking	0	0	0	0	0	0
All Rape	0	0	0	0	0	0
Criminal Sexual Contact	0	0	0	0	0	0
Incest	0	0	0	0	0	0
Statutory Rape	0	0	0	0	0	0
Commercial Sex Acts	0	0	0	0	0	0
Involuntary Servitude	0	0	0	0	0	0
Kidnapping/Abduction	0	0	0	0	0	0
Crimes Against Property						
Arson	0	0	0	0	0	0
Bribery	0	0	0	0	0	0
Burglary/Breaking & Entering	0	0	0	0	0	0
Counterfeiting/Forgery	5	3	2	2	0	0
Destruction/Damage/Vandalism of Property	1	1	0	0	0	0
Embezzlement	0	0	0	0	0	0
Extortion/Blackmail	0	0	0	0	0	0
False Pretenses/Swindle/Confidence Game	2	1	0	0	0	0
Credit Card/Automated Teller Machine Fraud	0	0	0	0	0	0
Impersonation	0	0	0	0	0	0
Welfare Fraud	0	0	0	0	0	0
Wire Fraud	0	0	0	0	0	0
Identity Theft	0	0	0	0	0	0
Hacking/Computer Invasion	0	0	0	0	0	0
Robbery	0	0	0	0	0	0
Pocket-picking	0	0	0	0	0	0
Purse-snatching	0	0	0	0	0	0
Shoplifting	0	0	0	0	0	0
Theft From Building	0	0	0	0	0	0
Theft From Coin Operated Machine or Device	0	0	0	0	0	0
Theft From Motor Vehicle	0	0	0	0	0	0
Theft of Motor Vehicle Parts/Accessories	0	0	0	0	0	0
All Other Larceny	4	2	2	2	0	0
Motor Vehicle Theft	0	0	0	0	0	0
Stolen Property Offenses	0	0	0	0	0	0
Crimes Against Society						
Drug/Narcotic Violations	2	2	2	2	0	0
Drug Equipment Violations	4	2	1	1	0	0
Betting/Wagering	0	0	0	0	0	0
Operating/Promoting/Assisting Gambling	0	0	0	0	0	0
Gambling Equipment Violations	0	0	0	0	0	0
Sports Tampering	0	0	0	0	0	0
Pornography/Obscene Material	0	0	0	0	0	0
Prostitution	0	0	0	0	0	0
Assisting or Promoting Prostitution	0	0	0	0	0	0
Purchasing Prostitution	0	0	0	0	0	0
Weapon Law Violations	1	0	0	0	0	0
Animal Cruelty	0	0	0	0	0	0
Total Group A Offenses	21	12	8	8	0	0

Powers Lake Police Department – 2025

2025 Population Estimate		373		Offenses (*)		Arrests (**)		
				Reported	Cleared	Adult	Juvenile	
Offense Overview								
Offense Total		0						
Number Cleared		0						
Percent Cleared		0.00%						
Group A Crimes per 100,000 population		0.0						
Arrest Overview								
Total Arrests		0						
Adult Arrests		0						
Juvenile Arrests		0						
Unknown Age		0						
Arrests per 100,000 population		0.0						
Average number offenses/incident		0.00						
Domestic Incident Victims								
Offense	Reported	Cleared						
Murder and Nonnegligent Manslaughter	0	0						
Aggravated Assault	0	0						
Simple Assault	0	0						
Intimidation	0	0						
Stalking	0	0						
All Rape	0	0						
Criminal Sexual Contact	0	0						
Incest	0	0						
Statutory Rape	0	0						
Kidnapping/Abduction	0	0						
Total	0	0						
Group B Arrests								
Offense	Adult	Juvenile						
Curfew/Loitering/Vagrancy Violations	0	0						
Disorderly Conduct	0	0						
Driving Under the Influence	0	0						
Family Offenses (Nonviolent)	0	0						
Liquor Law Violations	0	0						
Trespass of Real Property	0	0						
All Other Offenses	0	0						
Total Group B	0	0						
				Crimes Against Property				
				Arson	0	0	0	0
				Bribery	0	0	0	0
				Burglary/Breaking & Entering	0	0	0	0
				Counterfeiting/Forgery	0	0	0	0
				Destruction/Damage/Vandalism of Property	0	0	0	0
				Embezzlement	0	0	0	0
				Extortion/Blackmail	0	0	0	0
				False Pretenses/Swindle/Confidence Game	0	0	0	0
				Credit Card/Automated Teller Machine Fraud	0	0	0	0
				Impersonation	0	0	0	0
				Welfare Fraud	0	0	0	0
				Wire Fraud	0	0	0	0
				Identity Theft	0	0	0	0
				Hacking/Computer Invasion	0	0	0	0
				Robbery	0	0	0	0
				Pocket-picking	0	0	0	0
				Purse-snatching	0	0	0	0
				Shoplifting	0	0	0	0
				Theft From Building	0	0	0	0
				Theft From Coin Operated Machine or Device	0	0	0	0
				Theft From Motor Vehicle	0	0	0	0
				Theft of Motor Vehicle Parts/Accessories	0	0	0	0
				All Other Larceny	0	0	0	0
				Motor Vehicle Theft	0	0	0	0
				Stolen Property Offenses	0	0	0	0
				Crimes Against Society				
				Drug/Narcotic Violations	0	0	0	0
				Drug Equipment Violations	0	0	0	0
				Betting/Wagering	0	0	0	0
				Operating/Promoting/Assisting Gambling	0	0	0	0
				Gambling Equipment Violations	0	0	0	0
				Sports Tampering	0	0	0	0
				Pornography/Obscene Material	0	0	0	0
				Prostitution	0	0	0	0
				Assisting or Promoting Prostitution	0	0	0	0
				Purchasing Prostitution	0	0	0	0
				Weapon Law Violations	0	0	0	0
				Animal Cruelty	0	0	0	0
				Total Group A Offenses	0	0	0	0

(*) Offenses are counted using the FBI Units of Count for Crime
 (**) The 'Arrests' column shows arrests made for incidents during the selected period, regardless of arrest date. Arrest counts for the same period may change over time.
 (***) Negligent Manslaughter now includes the killing of another person associated with driving under the influence, distracted driving (using a cell or smartphone), and reckless driving fatalities.

Ray Police Department – 2025

2025 Population Estimate		759	Offenses (*)		Arrests (**)	
			Reported	Cleared	Adult	Juvenile
Offense Overview						
Offense Total	0					
Number Cleared	0					
Percent Cleared	0.00%					
Group A Crimes per 100,000 population	0.0					
Arrest Overview						
Total Arrests	0					
Adult Arrests	0					
Juvenile Arrests	0					
Unknown Age	0					
Arrests per 100,000 population	0.0					
Average number offenses/incident	0.00					
Domestic Incident Victims						
Offense	Reported	Cleared				
Murder and Nonnegligent Manslaughter	0	0				
Aggravated Assault	0	0				
Simple Assault	0	0				
Intimidation	0	0				
Stalking	0	0				
All Rape	0	0				
Criminal Sexual Contact	0	0				
Incest	0	0				
Statutory Rape	0	0				
Kidnapping/Abduction	0	0				
Total	0	0				
Group B Arrests						
Offense	Adult	Juvenile				
Curfew/Loitering/Vagrancy Violations	0	0				
Disorderly Conduct	0	0				
Driving Under the Influence	0	0				
Family Offenses (Nonviolent)	0	0				
Liquor Law Violations	0	0				
Trespass of Real Property	0	0				
All Other Offenses	0	0				
Total Group B	0	0				
			Crimes Against Property			
			Arson	0	0	0
			Bribery	0	0	0
			Burglary/Breaking & Entering	0	0	0
			Counterfeiting/Forgery	0	0	0
			Destruction/Damage/Vandalism of Property	0	0	0
			Embezzlement	0	0	0
			Extortion/Blackmail	0	0	0
			False Pretenses/Swindle/Confidence Game	0	0	0
			Credit Card/Automated Teller Machine Fraud	0	0	0
			Impersonation	0	0	0
			Welfare Fraud	0	0	0
			Wire Fraud	0	0	0
			Identity Theft	0	0	0
			Hacking/Computer Invasion	0	0	0
			Robbery	0	0	0
			Pocket-picking	0	0	0
			Purse-snatching	0	0	0
			Shoplifting	0	0	0
			Theft From Building	0	0	0
			Theft From Coin Operated Machine or Device	0	0	0
			Theft From Motor Vehicle	0	0	0
			Theft of Motor Vehicle Parts/Accessories	0	0	0
			All Other Larceny	0	0	0
			Motor Vehicle Theft	0	0	0
			Stolen Property Offenses	0	0	0
			Crimes Against Society			
			Drug/Narcotic Violations	0	0	0
			Drug Equipment Violations	0	0	0
			Betting/Wagering	0	0	0
			Operating/Promoting/Assisting Gambling	0	0	0
			Gambling Equipment Violations	0	0	0
			Sports Tampering	0	0	0
			Pornography/Obscene Material	0	0	0
			Prostitution	0	0	0
			Assisting or Promoting Prostitution	0	0	0
			Purchasing Prostitution	0	0	0
			Weapon Law Violations	0	0	0
			Animal Cruelty	0	0	0
			Total Group A Offenses	0	0	0

(*) Offenses are counted using the FBI Units of Count for Crime
 (**) The 'Arrests' column shows arrests made for incidents during the selected period, regardless of arrest date. Arrest counts for the same period may change over time.
 (***) Negligent Manslaughter now includes the killing of another person associated with driving under the influence, distracted driving (using a cell or smartphone), and reckless driving fatalities.

Rolla Police Department – 2025

2025 Population Estimate		1,143		Offenses (*)		Arrests (**)	
Offense Overview				Reported	Cleared	Adult	Juvenile
Offense Total	39	Group A Offenses					
Number Cleared	19	Crimes Against Persons (***)					
Percent Cleared	48.72%	Murder and Nonnegligent Manslaughter	0	0	0	0	
Group A Crimes per 100,000 population	3,412.1	Negligent Manslaughter	0	0	0	0	
		Aggravated Assault	1	0	0	0	
		Simple Assault	10	7	8	0	
		Intimidation	0	0	0	0	
		Stalking	1	0	0	0	
		All Rape	1	0	0	0	
		Criminal Sexual Contact	0	0	0	0	
		Incest	0	0	0	0	
		Statutory Rape	0	0	0	0	
		Commercial Sex Acts	0	0	0	0	
		Involuntary Servitude	0	0	0	0	
		Kidnapping/Abduction	0	0	0	0	
		Crimes Against Property					
		Arson	0	0	0	0	
		Bribery	0	0	0	0	
		Burglary/Breaking & Entering	1	0	0	0	
		Counterfeiting/Forgery	0	0	0	0	
		Destruction/Damage/Vandalism of Property	2	2	2	0	
		Embezzlement	0	0	0	0	
		Extortion/Blackmail	0	0	0	0	
		False Pretenses/Swindle/Confidence Game	2	2	2	0	
		Credit Card/Automated Teller Machine Fraud	0	0	0	0	
		Impersonation	0	0	0	0	
		Welfare Fraud	0	0	0	0	
		Wire Fraud	0	0	0	0	
		Identity Theft	0	0	0	0	
		Hacking/Computer Invasion	0	0	0	0	
		Robbery	0	0	0	0	
		Pocket-picking	0	0	0	0	
		Purse-snatching	0	0	0	0	
		Shoplifting	1	0	0	0	
		Theft From Building	0	0	0	0	
		Theft From Coin Operated Machine or Device	0	0	0	0	
		Theft From Motor Vehicle	1	1	1	0	
		Theft of Motor Vehicle Parts/Accessories	0	0	0	0	
		All Other Larceny	8	0	0	0	
		Motor Vehicle Theft	1	0	0	0	
		Stolen Property Offenses	2	0	0	0	
		Crimes Against Society					
		Drug/Narcotic Violations	6	5	4	0	
		Drug Equipment Violations	2	2	2	0	
		Betting/Wagering	0	0	0	0	
		Operating/Promoting/Assisting Gambling	0	0	0	0	
		Gambling Equipment Violations	0	0	0	0	
		Sports Tampering	0	0	0	0	
		Pornography/Obscene Material	0	0	0	0	
		Prostitution	0	0	0	0	
		Assisting or Promoting Prostitution	0	0	0	0	
		Purchasing Prostitution	0	0	0	0	
		Weapon Law Violations	0	0	0	0	
		Animal Cruelty	0	0	0	0	
		Total Group A Offenses	39	19	19	0	
Arrest Overview		31					
Total Arrests	31						
Adult Arrests	31						
Juvenile Arrests	0						
Unknown Age	0						
Arrests per 100,000 population	2,712.2						
Average number offenses/incident	1.05						
Domestic Incident Victims							
Offense	Reported	Cleared					
Murder and Nonnegligent Manslaughter	0	0					
Aggravated Assault	1	0					
Simple Assault	8	6					
Intimidation	0	0					
Stalking	0	0					
All Rape	0	0					
Criminal Sexual Contact	0	0					
Incest	0	0					
Statutory Rape	0	0					
Kidnapping/Abduction	0	0					
Total	9	6					
Group B Arrests							
Offense	Adult	Juvenile					
Curfew/Loitering/Vagrancy Violations	0	0					
Disorderly Conduct	8	0					
Driving Under the Influence	4	0					
Family Offenses (Nonviolent)	0	0					
Liquor Law Violations	0	0					
Trespass of Real Property	0	0					
All Other Offenses	0	0					
Total Group B	12	0					

(*) Offenses are counted using the FBI Units of Count for Crime
 (**) The 'Arrests' column shows arrests made for incidents during the selected period, regardless of arrest date. Arrest counts for the same period may change over time.
 (***) Negligent Manslaughter now includes the killing of another person associated with driving under the influence, distracted driving (using a cell or smartphone), and reckless driving fatalities.

Rugby Police Department – 2025

2025 Population Estimate		2,403	Offenses (*)		Arrests (**)	
			Reported	Cleared	Adult	Juvenile
Offense Overview			Group A Offenses			
Offense Total	58		Crimes Against Persons (***)			
Number Cleared	17		Murder and Nonnegligent Manslaughter			
Percent Cleared	29.31%		Negligent Manslaughter			
Group A Crimes per 100,000 population	2,413.6		Aggravated Assault			
			Simple Assault			
			Intimidation			
			Stalking			
			All Rape			
			Criminal Sexual Contact			
			Incest			
			Statutory Rape			
			Commercial Sex Acts			
			Involuntary Servitude			
			Kidnapping/Abduction			
			Crimes Against Property			
			Arson			
			Bribery			
			Burglary/Breaking & Entering			
			Counterfeiting/Forgery			
			Destruction/Damage/Vandalism of Property			
			Embezzlement			
			Extortion/Blackmail			
			False Pretenses/Swindle/Confidence Game			
			Credit Card/Automated Teller Machine Fraud			
			Impersonation			
			Welfare Fraud			
			Wire Fraud			
			Identity Theft			
			Hacking/Computer Invasion			
			Robbery			
			Pocket-picking			
			Purse-snatching			
			Shoplifting			
			Theft From Building			
			Theft From Coin Operated Machine or Device			
			Theft From Motor Vehicle			
			Theft of Motor Vehicle Parts/Accessories			
			All Other Larceny			
			Motor Vehicle Theft			
			Stolen Property Offenses			
			Crimes Against Society			
			Drug/Narcotic Violations			
			Drug Equipment Violations			
			Betting/Wagering			
			Operating/Promoting/Assisting Gambling			
			Gambling Equipment Violations			
			Sports Tampering			
			Pornography/Obscene Material			
			Prostitution			
			Assisting or Promoting Prostitution			
			Purchasing Prostitution			
			Weapon Law Violations			
			Animal Cruelty			
			Total Group A Offenses			
			58	17	11	0
Arrest Overview						
Total Arrests	27					
Adult Arrests	27					
Juvenile Arrests	0					
Unknown Age	0					
Arrests per 100,000 population	1,123.6					
Average number offenses/incident	1.32					
Domestic Incident Victims						
Offense	Reported	Cleared				
Murder and Nonnegligent Manslaughter	0	0				
Aggravated Assault	1	1				
Simple Assault	7	2				
Intimidation	2	1				
Stalking	1	0				
All Rape	0	0				
Criminal Sexual Contact	0	0				
Incest	0	0				
Statutory Rape	0	0				
Kidnapping/Abduction	0	0				
Total	11	4				
Group B Arrests						
Offense	Adult	Juvenile				
Curfew/Loitering/Vagrancy Violations	0	0				
Disorderly Conduct	5	0				
Driving Under the Influence	6	0				
Family Offenses (Nonviolent)	2	0				
Liquor Law Violations	0	0				
Trespass of Real Property	0	0				
All Other Offenses	3	0				
Total Group B	16	0				
(*) Offenses are counted using the FBI Units of Count for Crime						
(**) The 'Arrests' column shows arrests made for incidents during the selected period, regardless of arrest date. Arrest counts for the same period may change over time.						
(***) Negligent Manslaughter now includes the killing of another person associated with driving under the influence, distracted driving (using a cell or smartphone), and reckless driving fatalities.						

Stanley Police Department – 2025

2025 Population Estimate		2,178		Offenses (*)		Arrests (**)		
				Reported	Cleared	Adult	Juvenile	
Offense Overview				Group A Offenses				
Offense Total	104			Crimes Against Persons (***)				
Number Cleared	60			Murder and Nonnegligent Manslaughter	0	0	0	0
Percent Cleared	57.69%			Negligent Manslaughter	0	0	0	0
Group A Crimes per 100,000 population	4,775.0			Aggravated Assault	0	0	0	0
				Simple Assault	10	2	2	0
				Intimidation	5	4	3	0
				Stalking	0	0	0	0
				All Rape	2	1	0	0
Arrest Overview				Criminal Sexual Contact	1	0	0	0
Total Arrests	97			Incest	0	0	0	0
Adult Arrests	94			Statutory Rape	0	0	0	0
Juvenile Arrests	3			Commercial Sex Acts	0	0	0	0
Unknown Age	0			Involuntary Servitude	0	0	0	0
Arrests per 100,000 population	4,453.6			Kidnapping/Abduction	1	1	1	0
				Crimes Against Property				
				Arson	0	0	0	0
				Bribery	0	0	0	0
				Burglary/Breaking & Entering	0	0	0	0
				Counterfeiting/Forgery	4	0	0	0
				Destruction/Damage/Vandalism of Property	8	1	0	0
				Embezzlement	0	0	0	0
				Extortion/Blackmail	0	0	0	0
				False Pretenses/Swindle/Confidence Game	3	0	0	0
				Credit Card/Automated Teller Machine Fraud	0	0	0	0
				Impersonation	1	0	0	0
				Welfare Fraud	0	0	0	0
				Wire Fraud	0	0	0	0
				Identity Theft	1	0	0	0
				Hacking/Computer Invasion	0	0	0	0
				Robbery	0	0	0	0
				Pocket-picking	0	0	0	0
				Purse-snatching	0	0	0	0
				Shoplifting	5	0	0	0
				Theft From Building	0	0	0	0
				Theft From Coin Operated Machine or Device	0	0	0	0
				Theft From Motor Vehicle	2	0	0	0
				Theft of Motor Vehicle Parts/Accessories	0	0	0	0
				All Other Larceny	5	0	0	0
				Motor Vehicle Theft	2	1	0	2
				Stolen Property Offenses	0	0	0	0
				Crimes Against Society				
				Drug/Narcotic Violations	19	18	20	0
				Drug Equipment Violations	17	16	7	0
				Betting/Wagering	0	0	0	0
				Operating/Promoting/Assisting Gambling	0	0	0	0
				Gambling Equipment Violations	0	0	0	0
				Sports Tampering	0	0	0	0
				Pornography/Obscene Material	1	0	0	0
				Prostitution	15	14	11	0
				Assisting or Promoting Prostitution	0	0	0	0
				Purchasing Prostitution	0	0	0	0
				Weapon Law Violations	1	1	0	0
				Animal Cruelty	1	1	0	0
				Total Group A Offenses	104	60	44	2
Domestic Incident Victims								
Offense	Reported	Cleared						
Murder and Nonnegligent Manslaughter	0	0						
Aggravated Assault	0	0						
Simple Assault	7	1						
Intimidation	1	1						
Stalking	0	0						
All Rape	1	0						
Criminal Sexual Contact	0	0						
Incest	0	0						
Statutory Rape	0	0						
Kidnapping/Abduction	0	0						
Total	9	2						
Group B Arrests								
Offense	Adult	Juvenile						
Curfew/Litering/Vagrancy Violations	0	0						
Disorderly Conduct	6	0						
Driving Under the Influence	12	0						
Family Offenses (Nonviolent)	0	0						
Liquor Law Violations	6	0						
Trespass of Real Property	0	0						
All Other Offenses	26	1						
Total Group B	50	1						

(*) Offenses are counted using the FBI Units of Count for Crime
 (**) The 'Arrests' column shows arrests made for incidents during the selected period, regardless of arrest date. Arrest counts for the same period may change over time.
 (***) Negligent Manslaughter now includes the killing of another person associated with driving under the influence, distracted driving (using a cell or smartphone), and reckless driving fatalities.

Steele Police Department – 2025

2025 Population Estimate		653	Offenses (*)		Arrests (**)	
Offense Overview			Reported	Cleared	Adult	Juvenile
Offense Total	16					
Number Cleared	10					
Percent Cleared	62.50%					
Group A Crimes per 100,000 population	2,450.2					
Arrest Overview						
Total Arrests	24					
Adult Arrests	19					
Juvenile Arrests	5					
Unknown Age	0					
Arrests per 100,000 population	3,675.3					
Average number offenses/incident	1.00					
Domestic Incident Victims						
Offense	Reported	Cleared				
Murder and Nonnegligent Manslaughter	0	0				
Aggravated Assault	0	0				
Simple Assault	3	3				
Intimidation	1	0				
Stalking	0	0				
All Rape	0	0				
Criminal Sexual Contact	0	0				
Incest	0	0				
Statutory Rape	0	0				
Kidnapping/Abduction	0	0				
Total	4	3				
Group B Arrests						
Offense	Adult	Juvenile				
Curfew/Litering/Vagrancy Violations	0	0				
Disorderly Conduct	1	5				
Driving Under the Influence	0	0				
Family Offenses (Nonviolent)	3	0				
Liquor Law Violations	0	0				
Trespass of Real Property	0	0				
All Other Offenses	12	0				
Total Group B	16	5				
(*) Offenses are counted using the FBI Units of Count for Crime						
(**) The 'Arrests' column shows arrests made for incidents during the selected period, regardless of arrest date. Arrest counts for the same period may change over time.						
(***) Negligent Manslaughter now includes the killing of another person associated with driving under the influence, distracted driving (using a cell or smartphone), and reckless driving fatalities.						
Group A Offenses						
Crimes Against Persons (***)						
Murder and Nonnegligent Manslaughter	0	0	0	0	0	0
Negligent Manslaughter	0	0	0	0	0	0
Aggravated Assault	1	1	1	0	0	0
Simple Assault	5	4	5	1	0	0
Intimidation	2	1	2	1	0	0
Stalking	0	0	0	0	0	0
All Rape	0	0	0	0	0	0
Criminal Sexual Contact	0	0	0	0	0	0
Incest	0	0	0	0	0	0
Statutory Rape	0	0	0	0	0	0
Commercial Sex Acts	0	0	0	0	0	0
Involuntary Servitude	0	0	0	0	0	0
Kidnapping/Abduction	0	0	0	0	0	0
Crimes Against Property						
Arson	0	0	0	0	0	0
Bribery	0	0	0	0	0	0
Burglary/Breaking & Entering	1	1	1	0	0	0
Counterfeiting/Forgery	0	0	0	0	0	0
Destruction/Damage/Vandalism of Property	2	2	2	1	0	0
Embezzlement	0	0	0	0	0	0
Extortion/Blackmail	0	0	0	0	0	0
False Pretenses/Swindle/Confidence Game	1	0	1	0	0	0
Credit Card/Automated Teller Machine Fraud	0	0	0	0	0	0
Impersonation	0	0	0	0	0	0
Welfare Fraud	0	0	0	0	0	0
Wire Fraud	1	0	1	0	0	0
Identity Theft	0	0	0	0	0	0
Hacking/Computer Invasion	0	0	0	0	0	0
Robbery	0	0	0	0	0	0
Pocket-picking	0	0	0	0	0	0
Purse-snatching	0	0	0	0	0	0
Shoplifting	0	0	0	0	0	0
Theft From Building	0	0	0	0	0	0
Theft From Coin Operated Machine or Device	0	0	0	0	0	0
Theft From Motor Vehicle	0	0	0	0	0	0
Theft of Motor Vehicle Parts/Accessories	0	0	0	0	0	0
All Other Larceny	2	0	2	0	0	0
Motor Vehicle Theft	0	0	0	0	0	0
Stolen Property Offenses	0	0	0	0	0	0
Crimes Against Society						
Drug/Narcotic Violations	0	0	0	0	0	0
Drug Equipment Violations	0	0	0	0	0	0
Betting/Wagering	0	0	0	0	0	0
Operating/Promoting/Assisting Gambling	0	0	0	0	0	0
Gambling Equipment Violations	0	0	0	0	0	0
Sports Tampering	0	0	0	0	0	0
Pornography/Obscene Material	0	0	0	0	0	0
Prostitution	0	0	0	0	0	0
Assisting or Promoting Prostitution	0	0	0	0	0	0
Purchasing Prostitution	0	0	0	0	0	0
Weapon Law Violations	1	1	1	0	0	0
Animal Cruelty	0	0	0	0	0	0
Total Group A Offenses	16	10	16	10	3	0

Surrey Police Department – 2025

2025 Population Estimate		1,456	Offenses (*)		Arrests (**)		
Offense Overview			Reported	Cleared	Adult	Juvenile	
Offense Total	22		Group A Offenses				
Number Cleared	7		Crimes Against Persons (***)				
Percent Cleared	31.82%		Murder and Nonnegligent Manslaughter	0	0	0	0
Group A Crimes per 100,000 population	1,511.0		Negligent Manslaughter	0	0	0	0
			Aggravated Assault	0	0	0	0
			Simple Assault	5	1	1	0
			Intimidation	4	0	0	0
			Stalking	2	0	0	0
			All Rape	0	0	0	0
			Criminal Sexual Contact	0	0	0	0
			Incest	0	0	0	0
			Statutory Rape	0	0	0	0
			Commercial Sex Acts	0	0	0	0
			Involuntary Servitude	0	0	0	0
			Kidnapping/Abduction	0	0	0	0
			Crimes Against Property				
			Arson	0	0	0	0
			Bribery	0	0	0	0
			Burglary/Breaking & Entering	0	0	0	0
			Counterfeiting/Forgery	1	0	0	0
			Destruction/Damage/Vandalism of Property	0	0	0	0
			Embezzlement	0	0	0	0
			Extortion/Blackmail	0	0	0	0
			False Pretenses/Swindle/Confidence Game	0	0	0	0
			Credit Card/Automated Teller Machine Fraud	0	0	0	0
			Impersonation	0	0	0	0
			Welfare Fraud	0	0	0	0
			Wire Fraud	0	0	0	0
			Identity Theft	3	0	0	0
			Hacking/Computer Invasion	0	0	0	0
			Robbery	0	0	0	0
			Pocket-picking	0	0	0	0
			Purse-snatching	0	0	0	0
			Shoplifting	0	0	0	0
			Theft From Building	0	0	0	0
			Theft From Coin Operated Machine or Device	0	0	0	0
			Theft From Motor Vehicle	0	0	0	0
			Theft of Motor Vehicle Parts/Accessories	0	0	0	0
			All Other Larceny	0	0	0	0
			Motor Vehicle Theft	1	1	1	0
			Stolen Property Offenses	0	0	0	0
			Crimes Against Society				
			Drug/Narcotic Violations	4	4	3	3
			Drug Equipment Violations	1	1	0	0
			Betting/Wagering	0	0	0	0
			Operating/Promoting/Assisting Gambling	0	0	0	0
			Gambling Equipment Violations	0	0	0	0
			Sports Tampering	0	0	0	0
			Pornography/Obscene Material	0	0	0	0
			Prostitution	0	0	0	0
			Assisting or Promoting Prostitution	0	0	0	0
			Purchasing Prostitution	0	0	0	0
			Weapon Law Violations	1	0	0	0
			Animal Cruelty	0	0	0	0
			Total Group A Offenses	22	7	5	3
Arrest Overview							
Total Arrests	9						
Adult Arrests	6						
Juvenile Arrests	3						
Unknown Age	0						
Arrests per 100,000 population	618.1						
Average number offenses/incident	1.38						
Domestic Incident Victims							
Offense	Reported	Cleared					
Murder and Nonnegligent Manslaughter	0	0					
Aggravated Assault	0	0					
Simple Assault	5	1					
Intimidation	0	0					
Stalking	0	0					
All Rape	0	0					
Criminal Sexual Contact	0	0					
Incest	0	0					
Statutory Rape	0	0					
Kidnapping/Abduction	0	0					
Total	5	1					
Group B Arrests							
Offense	Adult	Juvenile					
Curfew/Loitering/Vagrancy Violations	0	0					
Disorderly Conduct	0	0					
Driving Under the Influence	1	0					
Family Offenses (Nonviolent)	0	0					
Liquor Law Violations	0	0					
Trespass of Real Property	0	0					
All Other Offenses	0	0					
Total Group B	1	0					

(*) Offenses are counted using the FBI Units of Count for Crime
 (**) The 'Arrests' column shows arrests made for incidents during the selected period, regardless of arrest date. Arrest counts for the same period may change over time.
 (***) Negligent Manslaughter now includes the killing of another person associated with driving under the influence, distracted driving (using a cell or smartphone), and reckless driving fatalities.

Thompson Police Department – 2025

2025 Population Estimate		1,090	Offenses (*)		Arrests (**)		
			Reported	Cleared	Adult	Juvenile	
Offense Overview							
Offense Total	1						
Number Cleared	0						
Percent Cleared	0.00%						
Group A Crimes per 100,000 population	91.7						
Arrest Overview							
Total Arrests	0						
Adult Arrests	0						
Juvenile Arrests	0						
Unknown Age	0						
Arrests per 100,000 population	0.0						
Average number offenses/incident	1.00						
Domestic Incident Victims							
Offense	Reported	Cleared					
Murder and Nonnegligent Manslaughter	0	0					
Aggravated Assault	0	0					
Simple Assault	0	0					
Intimidation	0	0					
Stalking	0	0					
All Rape	0	0					
Criminal Sexual Contact	0	0					
Incest	0	0					
Statutory Rape	0	0					
Kidnapping/Abduction	0	0					
Total	0	0					
Group B Arrests							
Offense	Adult	Juvenile					
Curfew/Loitering/Vagrancy Violations	0	0					
Disorderly Conduct	0	0					
Driving Under the Influence	0	0					
Family Offenses (Nonviolent)	0	0					
Liquor Law Violations	0	0					
Trespass of Real Property	0	0					
All Other Offenses	0	0					
Total Group B	0	0					
(*) Offenses are counted using the FBI Units of Count for Crime							
(**) The 'Arrests' column shows arrests made for incidents during the selected period, regardless of arrest date. Arrest counts for the same period may change over time.							
(***) Negligent Manslaughter now includes the killing of another person associated with driving under the influence, distracted driving (using a cell or smartphone), and reckless driving fatalities.							
			Group A Offenses				
			Crimes Against Persons (***)				
			Murder and Nonnegligent Manslaughter	0	0	0	0
			Negligent Manslaughter	0	0	0	0
			Aggravated Assault	0	0	0	0
			Simple Assault	0	0	0	0
			Intimidation	0	0	0	0
			Stalking	0	0	0	0
			All Rape	0	0	0	0
			Criminal Sexual Contact	0	0	0	0
			Incest	0	0	0	0
			Statutory Rape	0	0	0	0
			Commercial Sex Acts	0	0	0	0
			Involuntary Servitude	0	0	0	0
			Kidnapping/Abduction	0	0	0	0
			Crimes Against Property				
			Arson	0	0	0	0
			Bribery	0	0	0	0
			Burglary/Breaking & Entering	0	0	0	0
			Counterfeiting/Forgery	0	0	0	0
			Destruction/Damage/Vandalism of Property	0	0	0	0
			Embezzlement	0	0	0	0
			Extortion/Blackmail	0	0	0	0
			False Pretenses/Swindle/Confidence Game	0	0	0	0
			Credit Card/Automated Teller Machine Fraud	0	0	0	0
			Impersonation	0	0	0	0
			Welfare Fraud	0	0	0	0
			Wire Fraud	0	0	0	0
			Identity Theft	0	0	0	0
			Hacking/Computer Invasion	0	0	0	0
			Robbery	0	0	0	0
			Pocket-picking	0	0	0	0
			Purse-snatching	0	0	0	0
			Shoplifting	0	0	0	0
			Theft From Building	0	0	0	0
			Theft From Coin Operated Machine or Device	0	0	0	0
			Theft From Motor Vehicle	0	0	0	0
			Theft of Motor Vehicle Parts/Accessories	0	0	0	0
			All Other Larceny	0	0	0	0
			Motor Vehicle Theft	0	0	0	0
			Stolen Property Offenses	0	0	0	0
			Crimes Against Society				
			Drug/Narcotic Violations	1	0	0	0
			Drug Equipment Violations	0	0	0	0
			Betting/Wagering	0	0	0	0
			Operating/Promoting/Assisting Gambling	0	0	0	0
			Gambling Equipment Violations	0	0	0	0
			Sports Tampering	0	0	0	0
			Pornography/Obscene Material	0	0	0	0
			Prostitution	0	0	0	0
			Assisting or Promoting Prostitution	0	0	0	0
			Purchasing Prostitution	0	0	0	0
			Weapon Law Violations	0	0	0	0
			Animal Cruelty	0	0	0	0
			Total Group A Offenses	1	0	0	0

Tioga Police Department – 2025

2025 Population Estimate		2,170	Offenses (*)		Arrests (**)	
Offense Overview			Reported	Cleared	Adult	Juvenile
Offense Total	45					
Number Cleared	14					
Percent Cleared	31.11%					
Group A Crimes per 100,000 population	2,073.7					
Arrest Overview						
Total Arrests	37					
Adult Arrests	37					
Juvenile Arrests	0					
Unknown Age	0					
Arrests per 100,000 population	1,705.1					
Average number offenses/incident	1.13					
Domestic Incident Victims						
Offense	Reported	Cleared				
Murder and Nonnegligent Manslaughter	0	0				
Aggravated Assault	3	3				
Simple Assault	5	2				
Intimidation	2	1				
Stalking	0	0				
All Rape	0	0				
Criminal Sexual Contact	0	0				
Incest	0	0				
Statutory Rape	0	0				
Kidnapping/Abduction	1	0				
Total	11	6				
Group B Arrests						
Offense	Adult	Juvenile				
Curfew/Loitering/Vagrancy Violations	0	0				
Disorderly Conduct	1	0				
Driving Under the Influence	15	0				
Family Offenses (Nonviolent)	0	0				
Liquor Law Violations	0	0				
Trespass of Real Property	1	0				
All Other Offenses	8	0				
Total Group B	25	0				
Group A Offenses						
Crimes Against Persons (***)						
Murder and Nonnegligent Manslaughter			0	0	0	0
Negligent Manslaughter			0	0	0	0
Aggravated Assault			4	3	3	0
Simple Assault			11	5	5	0
Intimidation			5	1	1	0
Stalking			0	0	0	0
All Rape			0	0	0	0
Criminal Sexual Contact			2	0	0	0
Incest			0	0	0	0
Statutory Rape			0	0	0	0
Commercial Sex Acts			0	0	0	0
Involuntary Servitude			0	0	0	0
Kidnapping/Abduction			1	0	0	0
Crimes Against Property						
Arson			0	0	0	0
Bribery			0	0	0	0
Burglary/Breaking & Entering			0	0	0	0
Counterfeiting/Forgery			1	0	0	0
Destruction/Damage/Vandalism of Property			4	0	0	0
Embezzlement			0	0	0	0
Extortion/Blackmail			1	0	0	0
False Pretenses/Swindle/Confidence Game			0	0	0	0
Credit Card/Automated Teller Machine Fraud			0	0	0	0
Impersonation			0	0	0	0
Welfare Fraud			0	0	0	0
Wire Fraud			0	0	0	0
Identity Theft			0	0	0	0
Hacking/Computer Invasion			0	0	0	0
Robbery			0	0	0	0
Pocket-picking			0	0	0	0
Purse-snatching			0	0	0	0
Shoplifting			1	0	0	0
Theft From Building			1	0	0	0
Theft From Coin Operated Machine or Device			0	0	0	0
Theft From Motor Vehicle			0	0	0	0
Theft of Motor Vehicle Parts/Accessories			0	0	0	0
All Other Larceny			3	0	0	0
Motor Vehicle Theft			0	0	0	0
Stolen Property Offenses			0	0	0	0
Crimes Against Society						
Drug/Narcotic Violations			6	3	3	0
Drug Equipment Violations			5	2	0	0
Betting/Wagering			0	0	0	0
Operating/Promoting/Assisting Gambling			0	0	0	0
Gambling Equipment Violations			0	0	0	0
Sports Tampering			0	0	0	0
Pornography/Obscene Material			0	0	0	0
Prostitution			0	0	0	0
Assisting or Promoting Prostitution			0	0	0	0
Purchasing Prostitution			0	0	0	0
Weapon Law Violations			0	0	0	0
Animal Cruelty			0	0	0	0
Total Group A Offenses			45	14	12	0

(*) Offenses are counted using the FBI Units of Count for Crime
 (**) The 'Arrests' column shows arrests made for incidents during the selected period, regardless of arrest date. Arrest counts for the same period may change over time.
 (***) Negligent Manslaughter now includes the killing of another person associated with driving under the influence, distracted driving (using a cell or smartphone), and reckless driving fatalities.

University of North Dakota PD – 2025

2025 Population Estimate		N/A	Offenses (*)		Arrests (**)	
Offense Overview			Reported	Cleared	Adult	Juvenile
Offense Total	208	Group A Offenses				
Number Cleared	48	Crimes Against Persons (***)				
Percent Cleared	23.08%	Murder and Nonnegligent Manslaughter	0	0	0	0
Group A Crimes per 100,000 population	N/A	Negligent Manslaughter	0	0	0	0
		Aggravated Assault	1	0	0	0
		Simple Assault	14	3	3	0
		Intimidation	4	2	1	0
		Stalking	4	0	0	0
		All Rape	1	1	0	0
		Criminal Sexual Contact	14	5	0	0
		Incest	0	0	0	0
		Statutory Rape	0	0	0	0
		Commercial Sex Acts	0	0	0	0
		Involuntary Servitude	0	0	0	0
		Kidnapping/Abduction	1	1	0	0
		Crimes Against Property				
		Arson	1	0	0	0
		Bribery	0	0	0	0
		Burglary/Breaking & Entering	2	1	1	0
		Counterfeiting/Forgery	15	8	8	0
		Destruction/Damage/Vandalism of Property	58	4	3	0
		Embezzlement	0	0	0	0
		Extortion/Blackmail	3	0	0	0
		False Pretenses/Swindle/Confidence Game	4	4	2	0
		Credit Card/Automated Teller Machine Fraud	0	0	0	0
		Impersonation	0	0	0	0
		Welfare Fraud	0	0	0	0
		Wire Fraud	2	0	0	0
		Identity Theft	0	0	0	0
		Hacking/Computer Invasion	3	0	0	0
		Robbery	0	0	0	0
		Pocket-picking	0	0	0	0
		Purse-snatching	0	0	0	0
		Shoplifting	0	0	0	0
		Theft From Building	7	0	0	0
		Theft From Coin Operated Machine or Device	0	0	0	0
		Theft From Motor Vehicle	11	1	1	0
		Theft of Motor Vehicle Parts/Accessories	1	0	0	0
		All Other Larceny	37	0	0	0
		Motor Vehicle Theft	1	0	0	0
		Stolen Property Offenses	1	1	0	0
		Crimes Against Society				
		Drug/Narcotic Violations	11	9	11	0
		Drug Equipment Violations	11	8	2	1
		Betting/Wagering	0	0	0	0
		Operating/Promoting/Assisting Gambling	0	0	0	0
		Gambling Equipment Violations	0	0	0	0
		Sports Tampering	0	0	0	0
		Pornography/Obscene Material	1	0	0	0
		Prostitution	0	0	0	0
		Assisting or Promoting Prostitution	0	0	0	0
		Purchasing Prostitution	0	0	0	0
		Weapon Law Violations	0	0	0	0
		Animal Cruelty	0	0	0	0
		Total Group A Offenses	208	48	32	1
Arrest Overview						
Total Arrests	98					
Adult Arrests	94					
Juvenile Arrests	4					
Unknown Age	0					
Arrests per 100,000 population	N/A					
Average number offenses/incident	1.10					
Domestic Incident Victims						
Offense	Reported	Cleared				
Murder and Nonnegligent Manslaughter	0	0				
Aggravated Assault	0	0				
Simple Assault	3	1				
Intimidation	0	0				
Stalking	1	0				
All Rape	0	0				
Criminal Sexual Contact	0	0				
Incest	0	0				
Statutory Rape	0	0				
Kidnapping/Abduction	1	1				
Total	5	2				
Group B Arrests						
Offense	Adult	Juvenile				
Curfew/Litering/Vagrancy Violations	0	0				
Disorderly Conduct	8	1				
Driving Under the Influence	10	0				
Family Offenses (Nonviolent)	0	0				
Liquor Law Violations	39	2				
Trespass of Real Property	3	0				
All Other Offenses	2	0				
Total Group B	62	3				

(*) Offenses are counted using the FBI Units of Count for Crime
 (**) The 'Arrests' column shows arrests made for incidents during the selected period, regardless of arrest date. Arrest counts for the same period may change over time.
 (***) Negligent Manslaughter now includes the killing of another person associated with driving under the influence, distracted driving (using a cell or smartphone), and reckless driving fatalities.

Valley City Police Department – 2025

2025 Population Estimate		6,580		Offenses (*)		Arrests (**)	
				Reported	Cleared	Adult	Juvenile
Offense Overview							
Offense Total	251	Group A Offenses		Crimes Against Persons (***)			
Number Cleared	64	Murder and Nonnegligent Manslaughter	0	0	0	0	
Percent Cleared	25.50%	Negligent Manslaughter	0	0	0	0	
Group A Crimes per 100,000 population	3,814.6	Aggravated Assault	6	2	2	0	
		Simple Assault	49	21	10	2	
		Intimidation	8	4	1	0	
		Stalking	27	3	0	2	
		All Rape	0	0	0	0	
		Criminal Sexual Contact	4	1	0	0	
		Incest	0	0	0	0	
		Statutory Rape	0	0	0	0	
		Commercial Sex Acts	0	0	0	0	
		Involuntary Servitude	0	0	0	0	
		Kidnapping/Abduction	1	0	0	0	
		Crimes Against Property					
		Arson	0	0	0	0	
		Bribery	0	0	0	0	
		Burglary/Breaking & Entering	9	2	1	0	
		Counterfeiting/Forgery	9	2	2	0	
		Destruction/Damage/Vandalism of Property	31	1	0	0	
		Embezzlement	1	0	0	0	
		Extortion/Blackmail	2	0	0	0	
		False Pretenses/Swindle/Confidence Game	13	5	1	0	
		Credit Card/Automated Teller Machine Fraud	0	0	0	0	
		Impersonation	0	0	0	0	
		Welfare Fraud	0	0	0	0	
		Wire Fraud	2	0	0	0	
		Identity Theft	4	0	0	0	
		Hacking/Computer Invasion	0	0	0	0	
		Robbery	0	0	0	0	
		Pocket-picking	0	0	0	0	
		Purse-snatching	0	0	0	0	
		Shoplifting	1	1	1	0	
		Theft From Building	2	0	0	0	
		Theft From Coin Operated Machine or Device	0	0	0	0	
		Theft From Motor Vehicle	5	2	1	1	
		Theft of Motor Vehicle Parts/Accessories	0	0	0	0	
		All Other Larceny	48	1	0	1	
		Motor Vehicle Theft	4	1	1	1	
		Stolen Property Offenses	1	0	0	0	
		Crimes Against Society					
		Drug/Narcotic Violations	13	10	6	1	
		Drug Equipment Violations	5	5	3	0	
		Betting/Wagering	0	0	0	0	
		Operating/Promoting/Assisting Gambling	0	0	0	0	
		Gambling Equipment Violations	0	0	0	0	
		Sports Tampering	0	0	0	0	
		Pornography/Obscene Material	3	2	2	0	
		Prostitution	0	0	0	0	
		Assisting or Promoting Prostitution	0	0	0	0	
		Purchasing Prostitution	0	0	0	0	
		Weapon Law Violations	2	1	1	0	
		Animal Cruelty	1	0	0	0	
		Total Group A Offenses	251	64	32	8	
Arrest Overview							
Total Arrests	92	Domestic Incident Victims					
Adult Arrests	80	Offense	Reported	Cleared			
Juvenile Arrests	12	Murder and Nonnegligent Manslaughter	0	0			
Unknown Age	0	Aggravated Assault	3	2			
Arrests per 100,000 population	1,398.2	Simple Assault	28	13			
		Intimidation	2	1			
		Stalking	5	0			
		All Rape	0	0			
		Criminal Sexual Contact	1	0			
		Incest	0	0			
		Statutory Rape	0	0			
		Kidnapping/Abduction	1	0			
		Total	40	16			
		Average number offenses/incident		1.15			
		Group B Arrests					
		Offense	Adult	Juvenile			
		Curfew/Loitering/Vagrancy Violations	0	0			
		Disorderly Conduct	4	0			
		Driving Under the Influence	23	0			
		Family Offenses (Nonviolent)	0	0			
		Liquor Law Violations	7	2			
		Trespass of Real Property	3	0			
		All Other Offenses	11	2			
		Total Group B	48	4			

(*) Offenses are counted using the FBI Units of Count for Crime
 (**) The 'Arrests' column shows arrests made for incidents during the selected period, regardless of arrest date. Arrest counts for the same period may change over time.
 (***) Negligent Manslaughter now includes the killing of another person associated with driving under the influence, distracted driving (using a cell or smartphone), and reckless driving fatalities.

Wahpeton Police Department – 2025

2025 Population Estimate		8,142		Offenses (*)		Arrests (**)	
Offense Overview				Reported	Cleared	Adult	Juvenile
Offense Total	285			Group A Offenses			
Number Cleared	134			Crimes Against Persons (***)			
Percent Cleared	47.02%			Murder and Nonnegligent Manslaughter	0	0	0
Group A Crimes per 100,000 population	3,500.4			Negligent Manslaughter	0	0	0
				Aggravated Assault	8	6	4
				Simple Assault	55	37	21
				Intimidation	13	10	8
				Stalking	6	4	0
				All Rape	3	0	0
				Criminal Sexual Contact	7	1	0
				Incest	0	0	0
				Statutory Rape	0	0	0
				Commercial Sex Acts	1	1	0
				Involuntary Servitude	0	0	0
				Kidnapping/Abduction	0	0	0
				Crimes Against Property			
				Arson	1	1	1
				Bribery	0	0	0
				Burglary/Breaking & Entering	9	1	1
				Counterfeiting/Forgery	6	0	0
				Destruction/Damage/Vandalism of Property	43	15	9
				Embezzlement	0	0	0
				Extortion/Blackmail	0	0	1
				False Pretenses/Swindle/Confidence Game	16	2	1
				Credit Card/Automated Teller Machine Fraud	1	0	0
				Impersonation	4	0	0
				Welfare Fraud	1	0	0
				Wire Fraud	2	1	1
				Identity Theft	4	0	0
				Hacking/Computer Invasion	3	1	0
				Robbery	0	0	0
				Pocket-picking	0	0	0
				Purse-snatching	0	0	0
				Shoplifting	2	2	1
				Theft From Building	3	0	0
				Theft From Coin Operated Machine or Device	1	1	1
				Theft From Motor Vehicle	4	1	0
				Theft of Motor Vehicle Parts/Accessories	0	0	0
				All Other Larceny	44	10	7
				Motor Vehicle Theft	6	2	1
				Stolen Property Offenses	0	0	2
				Crimes Against Society			
				Drug/Narcotic Violations	19	18	7
				Drug Equipment Violations	17	17	11
				Betting/Wagering	0	0	0
				Operating/Promoting/Assisting Gambling	0	0	0
				Gambling Equipment Violations	0	0	0
				Sports Tampering	0	0	0
				Pornography/Obscene Material	1	0	0
				Prostitution	2	1	1
				Assisting or Promoting Prostitution	0	0	0
				Purchasing Prostitution	0	0	0
				Weapon Law Violations	1	1	1
				Animal Cruelty	2	1	1
				Total Group A Offenses	285	134	80
							15

Domestic Incident Victims		
Offense	Reported	Cleared
Murder and Nonnegligent Manslaughter	0	0
Aggravated Assault	0	0
Simple Assault	17	11
Intimidation	0	0
Stalking	1	1
All Rape	0	0
Criminal Sexual Contact	0	0
Incest	0	0
Statutory Rape	0	0
Kidnapping/Abduction	0	0
Total	18	12

Group B Arrests		
Offense	Adult	Juvenile
Curfew/Loitering/Vagrancy Violations	0	0
Disorderly Conduct	14	7
Driving Under the Influence	55	0
Family Offenses (Nonviolent)	2	0
Liquor Law Violations	34	8
Trespass of Real Property	5	0
All Other Offenses	95	8
Total Group B	205	23

(*) Offenses are counted using the FBI Units of Count for Crime
(**) The 'Arrests' column shows arrests made for incidents during the selected period, regardless of arrest date. Arrest counts for the same period may change over time.
(***) Negligent Manslaughter now includes the killing of another person associated with driving under the influence, distracted driving (using a cell or smartphone), and reckless driving fatalities.

Watford City Police Department – 2025

2025 Population Estimate		6,201		Offenses (*)		Arrests (**)	
Offense Overview		Reported	Cleared	Adult	Juvenile		
Offense Total	610	Group A Offenses					
Number Cleared	173	Crimes Against Persons (***)					
Percent Cleared	28.36%	Murder and Nonnegligent Manslaughter	0	0	0	0	
Group A Crimes per 100,000 population	9,837.1	Negligent Manslaughter	0	0	0	0	
		Aggravated Assault	16	8	5	1	
		Simple Assault	130	64	35	3	
		Intimidation	64	20	4	2	
		Stalking	6	2	0	0	
		All Rape	8	2	0	0	
		Criminal Sexual Contact	17	3	1	0	
		Incest	0	0	0	0	
		Statutory Rape	3	1	0	0	
		Commercial Sex Acts	0	0	0	0	
		Involuntary Servitude	0	0	0	0	
		Kidnapping/Abduction	2	2	2	0	
		Crimes Against Property					
		Arson	0	0	0	0	
		Bribery	0	0	0	0	
		Burglary/Breaking & Entering	5	2	1	1	
		Counterfeiting/Forgery	7	2	1	0	
		Destruction/Damage/Vandalism of Property	78	9	0	0	
		Embezzlement	2	0	0	0	
		Extortion/Blackmail	2	0	0	0	
		False Pretenses/Swindle/Confidence Game	15	5	1	0	
		Credit Card/Automated Teller Machine Fraud	0	0	0	0	
		Impersonation	13	2	0	0	
		Welfare Fraud	0	0	0	0	
		Wire Fraud	1	0	0	0	
		Identity Theft	0	0	0	0	
		Hacking/Computer Invasion	0	0	0	0	
		Robbery	0	0	0	0	
		Pocket-picking	0	0	0	0	
		Purse-snatching	0	0	0	0	
		Shoplifting	10	0	0	0	
		Theft From Building	0	0	0	0	
		Theft From Coin Operated Machine or Device	0	0	0	0	
		Theft From Motor Vehicle	15	0	0	0	
		Theft of Motor Vehicle Parts/Accessories	0	0	0	0	
		All Other Larceny	91	9	0	2	
		Motor Vehicle Theft	7	0	0	0	
		Stolen Property Offenses	2	0	0	0	
		Crimes Against Society					
		Drug/Narcotic Violations	55	19	10	3	
		Drug Equipment Violations	39	15	3	1	
		Betting/Wagering	0	0	0	0	
		Operating/Promoting/Assisting Gambling	0	0	0	0	
		Gambling Equipment Violations	0	0	0	0	
		Sports Tampering	0	0	0	0	
		Pornography/Obscene Material	7	2	1	0	
		Prostitution	0	0	0	0	
		Assisting or Promoting Prostitution	0	0	0	0	
		Purchasing Prostitution	0	0	0	0	
		Weapon Law Violations	13	5	2	0	
		Animal Cruelty	2	1	0	0	
		Total Group A Offenses	610	173	66	13	
Arrest Overview		Group B Arrests					
Total Arrests	308	Offense	Adult	Juvenile			
Adult Arrests	281	Curfew/Loitering/Vagrancy Violations	0	0			
Juvenile Arrests	27	Disorderly Conduct	11	2			
Unknown Age	0	Driving Under the Influence	153	1			
Arrests per 100,000 population	4,966.9	Family Offenses (Nonviolent)	1	0			
		Liquor Law Violations	9	6			
		Trespass of Real Property	5	0			
		All Other Offenses	36	5			
		Total Group B	215	14			
		Average number offenses/incident		1.19			
		Domestic Incident Victims					
		Offense	Reported	Cleared			
		Murder and Nonnegligent Manslaughter	0	0			
		Aggravated Assault	9	7			
		Simple Assault	60	37			
		Intimidation	10	5			
		Stalking	0	0			
		All Rape	2	1			
		Criminal Sexual Contact	1	1			
		Incest	0	0			
		Statutory Rape	1	1			
		Kidnapping/Abduction	2	2			
		Total	85	54			

(*) Offenses are counted using the FBI Units of Count for Crime
 (**) The 'Arrests' column shows arrests made for incidents during the selected period, regardless of arrest date. Arrest counts for the same period may change over time.
 (***) Negligent Manslaughter now includes the killing of another person associated with driving under the influence, distracted driving (using a cell or smartphone), and reckless driving fatalities.

West Fargo Police Department – 2025

2025 Population Estimate		41,577		Offenses (*)		Arrests (**)	
				Reported	Cleared	Adult	Juvenile
Offense Overview							
Offense Total	1,681	Group A Offenses		Crimes Against Persons (***)			
Number Cleared	876	Murder and Nonnegligent Manslaughter		0	0	0	0
Percent Cleared	52.11%	Negligent Manslaughter		0	0	0	0
Group A Crimes per 100,000 population	4,043.1	Aggravated Assault		49	28	22	6
				Simple Assault		69	52
				Intimidation		22	5
				Stalking		4	0
				All Rape		2	0
				Criminal Sexual Contact		0	1
Arrest Overview				Incest		0	0
Total Arrests	1,014	Statutory Rape		2	0	0	0
Adult Arrests	847	Commercial Sex Acts		0	0	0	0
Juvenile Arrests	167	Involuntary Servitude		0	0	0	0
Unknown Age	0	Kidnapping/Abduction		3	1	0	0
Arrests per 100,000 population	2,438.8	Crimes Against Property					
				Arson		1	0
				Bribery		0	0
				Burglary/Breaking & Entering		7	5
				Counterfeiting/Forgery		0	0
				Destruction/Damage/Vandalism of Property		3	3
				Embezzlement		0	0
				Extortion/Blackmail		0	0
				False Pretenses/Swindle/Confidence Game		11	0
				Credit Card/Automated Teller Machine Fraud		1	0
				Impersonation		0	0
				Welfare Fraud		0	0
				Wire Fraud		0	0
				Identity Theft		2	0
				Hacking/Computer Invasion		0	0
				Robbery		2	0
				Pocket-picking		0	0
				Purse-snatching		0	0
				Shoplifting		33	2
				Theft From Building		1	0
				Theft From Coin Operated Machine or Device		0	0
				Theft From Motor Vehicle		3	0
				Theft of Motor Vehicle Parts/Accessories		0	0
				All Other Larceny		18	4
				Motor Vehicle Theft		5	2
				Stolen Property Offenses		15	3
				Crimes Against Society			
				Drug/Narcotic Violations		158	28
				Drug Equipment Violations		174	6
				Betting/Wagering		0	0
				Operating/Promoting/Assisting Gambling		0	0
				Gambling Equipment Violations		0	0
				Sports Tampering		0	0
				Pornography/Obscene Material		0	1
				Prostitution		0	0
				Assisting or Promoting Prostitution		0	0
				Purchasing Prostitution		0	0
				Weapon Law Violations		9	1
				Animal Cruelty		0	0
				Total Group A Offenses		562	119
Domestic Incident Victims							
Offense	Reported	Cleared					
Murder and Nonnegligent Manslaughter	0	0					
Aggravated Assault	24	15					
Simple Assault	81	55					
Intimidation	8	7					
Stalking	0	0					
All Rape	1	0					
Criminal Sexual Contact	1	0					
Incest	0	0					
Statutory Rape	0	0					
Kidnapping/Abduction	0	0					
Total	115	77					
Group B Arrests							
Offense	Adult	Juvenile					
Curfew/Litering/Vagrancy Violations	0	0					
Disorderly Conduct	16	32					
Driving Under the Influence	121	1					
Family Offenses (Nonviolent)	5	0					
Liquor Law Violations	40	4					
Trespass of Real Property	17	0					
All Other Offenses	86	11					
Total Group B	285	48					

(*) Offenses are counted using the FBI Units of Count for Crime
 (**) The 'Arrests' column shows arrests made for incidents during the selected period, regardless of arrest date. Arrest counts for the same period may change over time.
 (***) Negligent Manslaughter now includes the killing of another person associated with driving under the influence, distracted driving (using a cell or smartphone), and reckless driving fatalities.

Williston Police Department – 2025

2025 Population Estimate		28,724		Offenses (*)		Arrests (**)		
		Reported	Cleared	Adult	Juvenile			
Offense Overview								
Offense Total	2,514							
Number Cleared	1,181							
Percent Cleared	46.98%							
Group A Crimes per 100,000 population	8,752.3							
Arrest Overview								
Total Arrests	2,887							
Adult Arrests	2,725							
Juvenile Arrests	162							
Unknown Age	0							
Arrests per 100,000 population	10,050.8							
Average number offenses/incident	1.25							
Domestic Incident Victims								
Offense	Reported	Cleared						
Murder and Nonnegligent Manslaughter	0	0						
Aggravated Assault	53	48						
Simple Assault	271	191						
Intimidation	23	14						
Stalking	0	0						
All Rape	3	3						
Criminal Sexual Contact	7	6						
Incest	0	0						
Statutory Rape	0	0						
Kidnapping/Abduction	12	11						
Total	369	273						
Group B Arrests								
Offense	Adult	Juvenile						
Curfew/Loitering/Vagrancy Violations	0	0						
Disorderly Conduct	50	5						
Driving Under the Influence	340	4						
Family Offenses (Nonviolent)	3	0						
Liquor Law Violations	77	19						
Trespass of Real Property	50	4						
All Other Offenses	1,532	51						
Total Group B	2,052	83						
(*) Offenses are counted using the FBI Units of Count for Crime								
(**) The 'Arrests' column shows arrests made for incidents during the selected period, regardless of arrest date. Arrest counts for the same period may change over time.								
(***) Negligent Manslaughter now includes the killing of another person associated with driving under the influence, distracted driving (using a cell or smartphone), and reckless driving fatalities.								
Group A Offenses								
Crimes Against Persons (***)								
Murder and Nonnegligent Manslaughter	1	1	2	0				
Negligent Manslaughter	0	0	0	0				
Aggravated Assault	99	81	54	5				
Simple Assault	396	250	127	18				
Intimidation	153	69	21	4				
Stalking	10	2	0	0				
All Rape	17	5	1	0				
Criminal Sexual Contact	47	15	1	0				
Incest	2	0	0	0				
Statutory Rape	3	2	2	0				
Commercial Sex Acts	0	0	0	0				
Involuntary Servitude	2	0	0	0				
Kidnapping/Abduction	17	11	4	0				
Crimes Against Property								
Arson	0	0	0	0				
Bribery	0	0	0	0				
Burglary/Breaking & Entering	74	18	8	1				
Counterfeiting/Forgery	35	5	3	0				
Destruction/Damage/Vandalism of Property	172	41	17	3				
Embezzlement	6	3	3	0				
Extortion/Blackmail	5	0	0	0				
False Pretenses/Swindle/Confidence Game	51	20	16	0				
Credit Card/Automated Teller Machine Fraud	22	3	1	0				
Impersonation	44	5	0	0				
Welfare Fraud	0	0	0	0				
Wire Fraud	11	0	0	0				
Identity Theft	32	3	0	0				
Hacking/Computer Invasion	0	0	0	0				
Robbery	8	5	6	4				
Pocket-picking	1	0	0	0				
Purse-snatching	0	0	0	0				
Shoplifting	119	95	96	5				
Theft From Building	32	1	1	0				
Theft From Coin Operated Machine or Device	0	0	0	0				
Theft From Motor Vehicle	75	15	7	2				
Theft of Motor Vehicle Parts/Accessories	12	0	0	0				
All Other Larceny	174	38	18	5				
Motor Vehicle Theft	48	11	4	5				
Stolen Property Offenses	11	5	1	0				
Crimes Against Society								
Drug/Narcotic Violations	404	232	181	25				
Drug Equipment Violations	359	197	75	0				
Betting/Wagering	0	0	0	0				
Operating/Promoting/Assisting Gambling	0	0	0	0				
Gambling Equipment Violations	0	0	0	0				
Sports Tampering	0	0	0	0				
Pornography/Obscene Material	16	7	3	1				
Prostitution	2	1	0	0				
Assisting or Promoting Prostitution	1	0	0	0				
Purchasing Prostitution	0	0	0	0				
Weapon Law Violations	34	25	7	1				
Animal Cruelty	19	15	14	0				
Total Group A Offenses	2,514	1,181	673	79				

Wishek Police Department – 2025

2025 Population Estimate		824	Offenses (*)		Arrests (**)		
			Reported	Cleared	Adult	Juvenile	
Offense Overview			Group A Offenses				
			Crimes Against Persons (***)				
Offense Total	11		Murder and Nonnegligent Manslaughter	0	0	0	0
Number Cleared	2		Negligent Manslaughter	0	0	0	0
Percent Cleared	18.18%		Aggravated Assault	1	0	0	0
Group A Crimes per 100,000 population	1,335.0		Simple Assault	8	2	2	0
			Intimidation	0	0	0	0
			Stalking	0	0	0	0
			All Rape	0	0	0	0
			Criminal Sexual Contact	0	0	0	0
			Incest	0	0	0	0
			Statutory Rape	0	0	0	0
			Commercial Sex Acts	0	0	0	0
			Involuntary Servitude	0	0	0	0
			Kidnapping/Abduction	0	0	0	0
			Crimes Against Property				
			Arson	0	0	0	0
			Bribery	0	0	0	0
			Burglary/Breaking & Entering	0	0	0	0
			Counterfeiting/Forgery	0	0	0	0
			Destruction/Damage/Vandalism of Property	0	0	0	0
			Embezzlement	0	0	0	0
			Extortion/Blackmail	0	0	0	0
			False Pretenses/Swindle/Confidence Game	0	0	0	0
			Credit Card/Automated Teller Machine Fraud	0	0	0	0
			Impersonation	0	0	0	0
			Welfare Fraud	0	0	0	0
			Wire Fraud	0	0	0	0
			Identity Theft	0	0	0	0
			Hacking/Computer Invasion	0	0	0	0
			Robbery	0	0	0	0
			Pocket-picking	0	0	0	0
			Purse-snatching	0	0	0	0
			Shoplifting	0	0	0	0
			Theft From Building	0	0	0	0
			Theft From Coin Operated Machine or Device	0	0	0	0
			Theft From Motor Vehicle	0	0	0	0
			Theft of Motor Vehicle Parts/Accessories	0	0	0	0
			All Other Larceny	1	0	0	0
			Motor Vehicle Theft	0	0	0	0
			Stolen Property Offenses	0	0	0	0
			Crimes Against Society				
			Drug/Narcotic Violations	0	0	0	0
			Drug Equipment Violations	0	0	0	0
			Betting/Wagering	0	0	0	0
			Operating/Promoting/Assisting Gambling	0	0	0	0
			Gambling Equipment Violations	0	0	0	0
			Sports Tampering	0	0	0	0
			Pornography/Obscene Material	1	0	0	0
			Prostitution	0	0	0	0
			Assisting or Promoting Prostitution	0	0	0	0
			Purchasing Prostitution	0	0	0	0
			Weapon Law Violations	0	0	0	0
			Animal Cruelty	0	0	0	0
			Total Group A Offenses	11	2	2	0
Arrest Overview							
Total Arrests	3						
Adult Arrests	2						
Juvenile Arrests	1						
Unknown Age	0						
Arrests per 100,000 population	364.1						
Average number offenses/incident	1.22						
Domestic Incident Victims							
Offense	Reported	Cleared					
Murder and Nonnegligent Manslaughter	0	0					
Aggravated Assault	1	0					
Simple Assault	7	2					
Intimidation	0	0					
Stalking	0	0					
All Rape	0	0					
Criminal Sexual Contact	0	0					
Incest	0	0					
Statutory Rape	0	0					
Kidnapping/Abduction	0	0					
Total	8	2					
Group B Arrests							
Offense	Adult	Juvenile					
Curfew/Litering/Vagrancy Violations	0	0					
Disorderly Conduct	0	0					
Driving Under the Influence	0	0					
Family Offenses (Nonviolent)	0	0					
Liquor Law Violations	0	1					
Trespass of Real Property	0	0					
All Other Offenses	0	0					
Total Group B	0	1					

(*) Offenses are counted using the FBI Units of Count for Crime
 (**) The 'Arrests' column shows arrests made for incidents during the selected period, regardless of arrest date. Arrest counts for the same period may change over time.
 (***) Negligent Manslaughter now includes the killing of another person associated with driving under the influence, distracted driving (using a cell or smartphone), and reckless driving fatalities.

ND State Highway Patrol – 2025

2025 Population Estimate	N/A	Offenses (*)		Arrests (**)		
		Reported	Cleared	Adult	Juvenile	
Offense Overview		Group A Offenses				
Offense Total	1,574	Crimes Against Persons (***)				
Number Cleared	1,568	Murder and Nonnegligent Manslaughter	0	0	0	0
Percent Cleared	99.62%	Negligent Manslaughter	8	5	3	1
Group A Crimes per 100,000 population	N/A	Aggravated Assault	15	14	7	2
		Simple Assault	35	35	20	1
		Intimidation	10	10	5	1
		Stalking	2	2	1	0
		All Rape	0	0	0	0
		Criminal Sexual Contact	3	3	2	1
		Incest	0	0	0	0
		Statutory Rape	0	0	0	0
		Commercial Sex Acts	0	0	0	0
		Involuntary Servitude	0	0	0	0
		Kidnapping/Abduction	0	0	0	0
		Crimes Against Property				
		Arson	0	0	0	0
		Bribery	0	0	0	0
		Burglary/Breaking & Entering	0	0	0	0
		Counterfeiting/Forgery	16	16	12	1
		Destruction/Damage/Vandalism of Property	19	19	10	0
		Embezzlement	0	0	0	0
		Extortion/Blackmail	0	0	0	0
		False Pretenses/Swindle/Confidence Game	67	66	58	0
		Credit Card/Automated Teller Machine Fraud	0	0	0	0
		Impersonation	0	0	0	0
		Welfare Fraud	0	0	0	0
		Wire Fraud	0	0	0	0
		Identity Theft	1	1	0	0
		Hacking/Computer Invasion	0	0	0	0
		Robbery	0	0	0	0
		Pocket-picking	0	0	0	0
		Purse-snatching	0	0	0	0
		Shoplifting	0	0	0	0
		Theft From Building	1	1	0	0
		Theft From Coin Operated Machine or Device	0	0	0	0
		Theft From Motor Vehicle	0	0	0	0
		Theft of Motor Vehicle Parts/Accessories	0	0	0	0
		All Other Larceny	0	0	0	0
		Motor Vehicle Theft	12	11	6	0
		Stolen Property Offenses	6	6	4	1
		Crimes Against Society				
		Drug/Narcotic Violations	713	713	570	21
		Drug Equipment Violations	639	639	374	7
		Betting/Wagering	0	0	0	0
		Operating/Promoting/Assisting Gambling	0	0	0	0
		Gambling Equipment Violations	0	0	0	0
		Sports Tampering	0	0	0	0
		Pornography/Obscene Material	0	0	0	0
		Prostitution	0	0	0	0
		Assisting or Promoting Prostitution	0	0	0	0
		Purchasing Prostitution	0	0	0	0
		Weapon Law Violations	27	27	17	1
		Animal Cruelty	0	0	0	0
		Total Group A Offenses	1,574	1,568	1,089	37
Arrest Overview		Group B Arrests				
Total Arrests	3,502	Offense	Adult	Juvenile		
Adult Arrests	3,359	Curfew/Loitering/Vagrancy Violations	0	0		
Juvenile Arrests	143	Disorderly Conduct	19	2		
Unknown Age	0	Driving Under the Influence	1,191	9		
Arrests per 100,000 population	N/A	Family Offenses (Nonviolent)	4	0		
		Liquor Law Violations	589	59		
		Trespass of Real Property	2	0		
		All Other Offenses	465	36		
		Total Group B	2,270	106		
		Average number offenses/incident				
			1.53			
Domestic Incident Victims						
Offense	Reported	Cleared				
Murder and Nonnegligent Manslaughter	0	0				
Aggravated Assault	1	1				
Simple Assault	1	1				
Intimidation	2	2				
Stalking	0	0				
All Rape	0	0				
Criminal Sexual Contact	0	0				
Incest	0	0				
Statutory Rape	0	0				
Kidnapping/Abduction	0	0				
Total	4	4				

(*) Offenses are counted using the FBI Units of Count for Crime
 (**) The 'Arrests' column shows arrests made for incidents during the selected period, regardless of arrest date. Arrest counts for the same period may change over time.
 (***) Negligent Manslaughter now includes the killing of another person associated with driving under the influence, distracted driving (using a cell or smartphone), and reckless driving fatalities.

NIBRS OFFENSE DEFINITIONS

NATIONAL INCIDENT-BASED CRIME REPORTING OFFENSE DEFINITIONS

Offenses in National Incident-Based Reporting System are divided into two groups designated as Group A and Group B crimes. Information on the number of Group A offenses known to law enforcement, the number cleared by arrest or exceptional means, and the number of persons arrested is reported monthly. Arrest data are reported for Group A and Group B offenses.

NOTE: The classifications of these offenses for NIBRS reporting purposes as of 2025 are based on law enforcement investigation as opposed to determination by a court, medical examiner, jury, or other judicial hearing.

GROUP 'A' OFFENSES:

ANIMAL CRUELTY

Offense Code **720** (Crimes Against Society)

Intentionally, knowingly, or recklessly taking an action that mistreats or kills any animal without just cause, such as torturing, tormenting, mutilation, maiming, poisoning, or abandonment. Included are instances of duty to provide care, e.g., shelter, food, water, care if sick or injured; transporting or confining an animal in a manner likely to cause injury or death; causing an animal to fight with another; inflicting excessive or repeated unnecessary pain or suffering, e.g., uses objects to beat or injure an animal. This definition does not include proper maintenance of animals for show or sport; use of animals for food, lawful hunting, fishing or trapping.

ARSON

Offense Code **200** (Crimes Against Property)

To unlawfully and intentionally damage, or attempt to damage, any real or personal property by fire or incendiary device.

ASSAULT – AGGRAVATED

Offense Code **13A** (Crimes Against Persons)

An unlawful attack by one person upon another wherein the offender uses or displays a weapon in a threatening manner, or the victim suffers obvious severe or aggravated bodily injury involving apparent broken bones, loss of teeth, possible internal injury, severe laceration, or loss of consciousness.

ASSAULT – SIMPLE

Offense Code **13B** (Crimes Against Persons)

An unlawful physical attack by one person upon another where neither the offender displays a weapon, nor the victim suffers obvious severe or aggravated bodily injury involving apparent broken bones, loss of teeth, possible internal injury, severe laceration, or loss of consciousness.

ASSAULT – INTIMIDATION

Offense Code **13C** (Crimes Against Persons)

To unlawfully place another person in reasonable fear of bodily harm through the use of threatening words and/or other conduct, but without displaying a weapon or subjecting the victim to actual physical attack.

ASSAULT – STALKING

Offense Code **13D** (Crimes Against Persons)

To engage in an intentional pattern of conduct consisting of two or more acts directed at a specific person which frightens, intimidates, or harasses that person, and which serves no legitimate purpose. The course of conduct must be such as would cause a reasonable person to experience fear, intimidation, or harassment.

NOTE: By definition there are no “attempted” assaults, only completed assaults.

BRIBERY (Except Sports Bribery)

Offense Code **510** (Crimes Against Property)

The offering, giving, receiving or soliciting of anything of value (i.e., a bribe, gratuity, or kickback) to sway the judgment or action of a person in a position of trust or influence.

BURGLARY/BREAKING AND ENTERING

Offense Code **220** (Crimes Against Property)

The unlawful entry into a building or other structure with the intent to commit a felony or a theft.

When a hotel, motel, inn or other temporary lodging, or a rental storage facility is burglarized, the number of premises (e.g., rooms, suites, units, storage compartments, etc.) entered must be reported.

Incidental damage resulting from a burglary may be reported under the offense category “Destruction/Damage/Vandalism” if the damage is “substantial”.

COUNTERFEITING/FORGERY

Offense Code **250** (Crimes Against Property)

The altering, copying, or imitation of something, without authority or right, with the intent to deceive or defraud by passing the copy or thing altered or imitated as that which is original or genuine; or the selling, buying, or possession of an altered, copied, or imitated thing with the intent to deceive or defraud.

DESTRUCTION/DAMAGE/VANDALISM OF PROPERTY

Offense Code **290** (Crimes Against Property)

To willfully or maliciously destroy, damage, deface, or otherwise injure real or personal property without the consent of the owner or the person having custody or control of it.

Damage that is incidental to the commission of another offense may be reported separately if the damage is “substantial”, except the incidental damage caused by fighting a fire caused by an arson offense should be indicated as part of the loss caused by burning.

DRUG/NARCOTIC VIOLATIONS (Except “DUI)

Offense Code **35A** (Crimes Against Society)

The unlawful cultivation, manufacture, distribution, sale, purchase, use, possession, transportation or importation of any controlled drug or narcotic substance.

DRUG EQUIPMENT VIOLATIONS

Offense Code **35B** (Crimes Against Society)

The unlawful manufacture, sale, purchase, possession, or transportation of equipment or devices utilized in preparing or using drugs or narcotics

EMBEZZLEMENT

Offense Code **270** (Crimes Against Property)

The unlawful misappropriation by an offender to his/her own use or purpose of money, property, or some other thing of value entrusted to his/her care, custody or control.

EXTORTION/BLACKMAIL

Offense Code **210** (Crimes Against Property)

To unlawfully obtain money, property, or any other thing of value, either tangible or intangible, through the use or threat of force, misuse of authority, threat of criminal prosecution, threat of destruction of reputation or social standing, or through other coercive means.

FRAUD – FALSE PRETENSES/SWINDLE/CONFIDENCE GAME

Offense Code **26A** (Crimes Against Property)

The intentional misrepresentation of existing fact or condition, or the use of some other deceptive scheme or device, to obtain money, goods, or other things of value.

FRAUD – CREDIT CARD/AUTOMATIC TELLER MACHINE FRAUD

Offense Code **26B** (Crimes Against Property)

The unlawful use of a credit (or debit) card or automatic teller machine for fraudulent purposes.

FRAUD – IMPERSONATION

Offense Code **26C** (Crimes Against Property)

Falsely representing one's identity or position, and acting in the character or position thus unlawfully assumed, to deceive others and thereby gain a profit or advantage, enjoy some right or privilege, or subject another person or entity to an expense, charge, or liability that would not have otherwise been incurred.

FRAUD – WELFARE FRAUD

Offense Code **26D** (Crimes Against Property)

The use of deceitful statements, practices, or devices to unlawfully obtain welfare benefits.

FRAUD – WIRE FRAUD

Offense Code **26E** (Crimes Against Property)

The use of an electric or electronic communications facility to intentionally transmit a false and/or deceptive message in furtherance of a fraudulent activity.

FRAUD – IDENTITY THEFT

Offense Code **26F** (Crime Against Property)

Wrongfully obtaining and using another person's personal data (e.g., name, date of birth, Social Security Number, driver's license number, credit card number).

FRAUD – HACKING/COMPUTER INVASION

Offense Code **26G** (Crime Against Property)

Wrongfully gaining access to another person's or institution's computer software, hardware, or network without authorized permissions or security clearances.

GAMBLING – BETTING/WAGERING

Offense Code **39A** (Crimes Against Society)

To unlawfully stake money or something else of value on the happening of an uncertain event or on the ascertainment of a fact in dispute.

GAMBLING – OPERATING/PROMOTING/ASSISTING GAMBLING

Offense Code **39B** (Crimes Against Society)

To unlawfully operate, promote, or assist in the operation of a game of chance, lottery, or other gambling activity.

GAMBLING – GAMBLING EQUIPMENT VIOLATIONS

Offense Code **39C** (Crimes Against Society)

To unlawfully manufacture, sell, buy, possess, or transport equipment, devices, and/or goods used for gambling purposes.

GAMBLING – SPORTS TAMPERING

Offense Code **39D** (Crimes Against Society)

To unlawfully alter, meddle in, or otherwise interfere with a sporting contest or event for the purpose of gaining a gambling advantage.

HOMICIDE – MURDER AND NON-NEGLIGENT MANSLAUGHTER

Offense Code **09A** (Crimes Against Persons)

The willful (non-negligent) killing of one human being by another.

“Assault to Murder” and “Attempted Murder” are to be reported as Aggravated Assault.

HOMICIDE – NEGLIGENT MANSLAUGHTER

Offense Code **09B** (Crimes Against Persons)

The killing of another person through negligence.

HUMAN TRAFFICKING – COMMERCIAL SEX ACTS

Offense Code **64A** (Crime Against Person)

Inducing a person by force, fraud, or coercion to participate in commercial sex acts, or in which the person induced to perform such act(s) has not attained 18 years of age.

HUMAN TRAFFICKING – INVOLUNTARY SERVITUDE

Offense Code **64B** (Crime Against Person)

The obtaining of a person(s) through recruitment, harboring, transportation, or provision, and subjecting such persons by force, fraud, or coercion into involuntary servitude, peonage, debt bondage, or slavery (not to include commercial sex acts).

KIDNAPPING/ABDUCTION

Offense Code **100** (Crimes Against Persons)

The unlawful seizure, transportation, and/or detention of a person against his/her will, or of a minor without the consent of his/her custodial parent(s) or legal guardian(s).

LARCENY/THEFT – POCKET-PICKING

Offense Code **23A** (Crimes Against Property)

The theft of articles from another person's physical possession by stealth where the victim usually does not become immediately aware of the theft.

LARCENY/THEFT – PURSE-SNATCHING

Offense Code **23B** (Crimes Against Property)

The grabbing or snatching of a purse, handbag, etc., from the physical possession of another person.

LARCENY/THEFT – SHOPLIFTING

Offense Code **23C** (Crimes Against Property)

The theft, by someone other than an employee of the victim, of goods or merchandise exposed for sale.

LARCENY/THEFT – THEFT FROM BUILDING

Offense Code **23D** (Crimes Against Property)

A theft from within a building which is either open to the general public or to which the offender has legal access.

LARCENY/THEFT – THEFT FROM COIN-OPERATED MACHINE OR DEVICE

Offense Code **23E** (Crimes Against Property)

A theft from a machine or device that is operated or activated by the use of coins.

LARCENY/THEFT – THEFT FROM MOTOR VEHICLE

Offense Code **23F** (Crimes Against Property)

The theft of articles from a motor vehicle, whether locked or unlocked (Except "Theft of Motor Vehicle Parts or Accessories").

LARCENY/THEFT – THEFT OF MOTOR VEHICLE PARTS OR ACCESSORIES

Offense Code **23G** (Crimes Against Property)

The theft of any part or accessory affixed to the interior or exterior of a motor vehicle in a manner which would make the item an attachment of the vehicle or necessary for its operation.

LARCENY/THEFT – ALL OTHER LARCENY

Offense Code **23H** (Crimes Against Property)

All thefts that do not fit any of the definitions of the specific subcategories of Larceny/Theft listed above.

This subcategory includes thefts from fenced enclosures, boats and airplanes. Thefts of animals, lawn mowers, lawn furniture, hand tools, and farm and construction equipment are also included where no break-in of a structure is involved.

MOTOR VEHICLE THEFT

Offense Code **240** (Crimes Against Property)

The theft of a motor vehicle, including automobiles, buses, recreational vehicles, trucks, and other motor vehicles.

PORNOGRAPHY/OBSCENE MATERIAL

Offense Code **370** (Crimes Against Society)

The violation of laws or ordinances prohibiting the manufacture, publishing, sale, purchase, or possession of sexually explicit material, e.g., literature, photographs, etc.

PROSTITUTION

Offense Code **40A** (Crimes Against Society)

To unlawfully engage in sexual relations for profit.

PROSTITUTION – ASSISTING OR PROMOTING

Offense Code **40B** (Crimes Against Society)

To solicit customers or transport persons for prostitution purposes; to own, manage, or operate a dwelling or other establishment for the purpose of providing a place where prostitution is performed; or to otherwise assist or promote prostitution.

PROSTITUTION – PURCHASING

Offense Code **40C** (Crime Against Society)

To purchase or trade anything of value for commercial sex acts.

ROBBERY

Offense Code **120** (Crimes Against Property)

The taking or attempting to take anything of value under confrontational circumstances from the control, custody, or care of another person by force or threat of force or violence and/or by putting the victim in fear of immediate harm.

Because some type of assault is an element of the crime of Robbery, an assault should not be reported as a separate crime as long as it was performed in furtherance of the robbery. However, if the injury results in death, a Homicide Offense must also be reported.

In a bank robbery, the primary victim would be the “Financial Institution,” but the teller toward whom the robber pointed the gun and made a demand should also be reported as a victim.

SEX OFFENSES – RAPE (Except “Statutory Rape”)

Offense Code **11A** (Crimes Against Persons)

The carnal knowledge of a person, without the consent of the victim, including instances where the victim is incapable of giving consent because of his/her age or because of his/her temporary or permanent mental or physical incapacity.

SEX OFFENSES – SODOMY

Offense Code **11B** (Crimes Against Persons)

Oral or anal sexual intercourse with another person, without the consent of the victim, including instances where the victim is incapable of giving consent because of his/her age or because of his/her temporary or permanent mental or physical incapacity.

(This includes members of the same sex.)

SEX OFFENSES – SEXUAL ASSAULT WITH AN OBJECT

Offense Code **11C** (Crimes Against Persons)

To use an object or instrument to unlawfully penetrate, however slightly, the genital or anal opening of the body of another person, without the consent of the victim, including instances where the victim is incapable of giving consent because of his/her age or because of his/her temporary or permanent mental or physical incapacity.

SEX OFFENSES – CRIMINAL SEXUAL CONTACT

Offense Code **11D** (Crimes Against Persons)

The touching of the private body parts of another person for the purpose of sexual gratification, without consent of the victim including instances where the victim is incapable of giving consent because of his/her age or because of his/her temporary or permanent mental or physical incapacity.

SEX OFFENSES, NON-FORCIBLE – INCEST

Offense Code **36A** (Crimes Against Persons)

Non-forcible sexual intercourse between persons who are related to each other within the degrees wherein marriage is prohibited by law.

SEX OFFENSES, NON-FORCIBLE – STATUTORY RAPE

Offense Code **36B** (Crimes Against Persons)

Non-forcible sexual intercourse with a person who is under the statutory age of consent.

“With the consent of the victim” is an element of Statutory Rape. In addition, there is no force or coercion used in Statutory Rape; the act is not an attack.

STOLEN PROPERTY OFFENSES

Offense Code **280** (Crimes Against Property)

Receiving, buying, selling, possessing, concealing, or transporting any property with the knowledge that it has been unlawfully taken, as by Burglary, Embezzlement, Fraud, Larceny/Theft, Robbery, etc.

WEAPON LAW VIOLATIONS

Offense Code **520** (Crimes Against Society)

The violation of laws or ordinances prohibiting the manufacture, sale, purchase, transportation, possession, concealment, or use of firearms, cutting instruments, explosives, incendiary devices or other deadly weapons.

GROUP ‘B’ OFFENSES:

BAD CHECKS*

Offense Code **90A** (Crimes Against Property)

Knowingly and intentionally writing and/or negotiating checks drawn against insufficient or nonexistent funds. (Except counterfeited or forged checks)

CURFEW/LOITERING/VAGRANCY

Offense Code **90B** (Crimes Against Society)

The violation of a court order, regulation, ordinance, or law requiring the withdrawal of persons from the streets of other specified areas; prohibiting persons from remaining in an area or place in an idle or aimless manner; or prohibiting persons from going from place to place without visible means of support.

DISORDERLY CONDUCT

Offense Code **90C** (Crimes Against Society)

Any behavior that tends to disturb the public peace or decorum, scandalize the community, or shock the public sense of morality.

DRIVING UNDER THE INFLUENCE

Offense Code **90D** (Crimes Against Society)

Driving or operating a motor vehicle or common carrier while mentally or physically impaired as the result of consuming an alcoholic beverage or using a drug or narcotic. This offense includes being in “Actual Physical Control.”

FAMILY OFFENSE, NON-VIOLENT

Offense Code **90F** (Crimes Against Persons and Society)

Unlawful, nonviolent acts by a family member (or legal guardian) that threaten the physical, mental, or economic well-being or morals of another family member, and that are not classifiable as other offenses, such as Assault, Incest, Statutory Rape, etc.

This offense includes: Abandonment; Desertion; Neglect; Nonsupport; Nonviolent Abuse; or Non-Violent Cruelty to other family members. It also includes the nonpayment of court-ordered alimony, as long as it is not considered Contempt of Court within the reporting jurisdiction. Do not include victims of these offenses who are taken into custody for their own protection.

LIQUOR LAW VIOLATIONS (Except DUI and Drunkenness)

Offense Code **90G** (Crimes Against Society)

The violation of laws or ordinances prohibiting the manufacture, sale, purchase, transportation, possession, or use of alcoholic beverages.

PEEPING TOM*

Offense Code **90H** (Crimes Against Society)

To secretly look through a window, doorway, keyhole, or other aperture for the purpose of voyeurism.

TRESPASS ON REAL PROPERTY

Offense Code **90J** (Crimes Against Society)

To unlawfully enter land, a dwelling, or other real property.

ALL OTHER OFFENSES

Offense Code **90Z** (Crimes Against Persons, Property and Society)

All crimes that are not Group A offenses and not included in one of the specifically named Group B crime categories listed above.

Traffic offenses, except for Hit and Run, are excluded.

*Not reportable by FBI/ND since 2022.

**FULL-TIME LAW
ENFORCEMENT EMPLOYEES**

**NUMBER OF FULL-TIME LAW ENFORCEMENT EMPLOYEES
REPORTED BY NIBRS AGENCIES
AS OF OCTOBER 31, 2025**

Agency	Law Enforcement Officers		Civilian Personnel		Total Full-Time			Population
	Male	Female	Male	Female	Male	Female	Total	
Adams SO	4	0	0	1	4	1	5	2,126
Barnes SO	9	2	8	4	17	6	23	4,183
Valley City PD	14	0	0	2	14	2	16	6,580
Benson SO	0	2	0	0	0	2	2	5,698
Billings SO	8	0	0	0	8	0	8	922
Medora PD	3	0	0	0	3	0	3	174
Bottineau SO	11	2	4	3	15	5	20	6,381
Bowman SO	3	0	0	1	3	1	4	1,453
Bowman PD	4	0	0	0	4	0	4	1,404
Burke SO	5	0	0	0	5	0	5	1,767
Powers Lake PD	1	0	0	0	1	0	1	373
Burleigh SO	52	4	1	7	53	11	64	20,658
Bismarck PD	115	13	12	16	127	29	156	78,814
Lincoln PD	7	0	0	0	7	0	7	4,562
Bismarck State PD*	3	1	0	0	3	1	4	
Cass SO	91	19	49	38	140	57	197	24,139
Fargo PD	154	31	3	22	157	53	210	138,990
West Fargo PD	73	10	2	13	75	23	98	41,577
NDSU PD*	8	6	1	1	9	7	16	
Cavalier SO	5	1	1	5	6	6	12	3,527
Dickey SO	3	0	0	1	3	1	4	2,001
Ellendale PD	3	0	0	0	3	0	3	1,135
Oakes PD	4	0	0	0	4	0	4	1,776
Divide SO	5	0	0	1	5	1	6	2,099
Dunn SO	21	1	0	2	21	3	24	3,100
Killdeer PD	6	1	0	0	6	1	7	906
Eddy SO	4	1	0	1	4	2	6	2,301
Emmons SO	1	1	0	1	1	2	3	3,182
Foster SO	3	0	0	0	3	0	3	1,296
Carrington PD	4	0	0	0	4	0	4	2,004
Golden Valley SO	4	0	0	1	4	1	5	1,811
Grand Forks SO	34	1	42	28	76	29	105	12,202
Grand Forks PD	78	13	5	13	83	26	109	60,024
Emerado PD	1	0	0	0	1	0	1	452
Thompson PD	1	0	0	0	1	0	1	1,090
UND PD*	18	1	0	0	18	1	19	
Grant SO	4	0	0	1	4	1	5	2,231
Griggs SO	1	2	0	0	1	2	3	2,204
Hettinger SO	4	2	0	1	4	3	7	2,402
Kidder SO	2	1	0	1	2	2	4	1,708
Steele PD	1	0	0	0	1	0	1	653
Lamoure SO	4	0	0	1	4	1	5	3,294
Lamoure PD	1	0	0	0	1	0	1	737
Logan SO	3	0	0	0	3	0	3	1,876
McHenry SO	8	1	0	0	8	1	9	5,080
McIntosh SO	3	0	0	0	3	0	3	1,617
Wishek PD	1	1	0	0	1	1	2	824
McKenzie SO	33	6	1	20	34	26	60	8,561
Watford City PD	21	6	0	5	21	11	32	6,201
McLean SO	26	1	8	8	34	9	43	8,379
Garrison PD	1	0	0	0	1	0	1	1,465
Mercer SO	11	3	6	10	17	13	30	2,993
Beulah PD	5	0	0	1	5	1	6	3,045
Hazen PD	3	1	0	0	3	1	4	2,291
Morton SO	36	1	2	5	38	6	44	9,407
Mandan PD	38	5	1	6	39	11	50	24,931

* Included in City's Population

Agency	Law Enforcement Officers		Civilian Personnel		Total Full-Time			Population
	Male	Female	Male	Female	Male	Female	Total	
Mountrail SO	10	1	3	10	13	11	24	4,469
New Town PD	7	2	0	1	7	3	10	2,728
Stanley PD	3	1	0	1	3	2	5	2,178
Nelson SO	5	0	0	1	5	1	6	3,002
Oliver SO	4	0	0	1	4	1	5	1,882
Pembina SO	7	1	6	3	13	4	17	4,589
Drayton PD	1	0	0	0	1	0	1	714
Cavalier PD	3	0	0	0	3	0	3	1,212
Pierce SO	5	0	16	13	21	13	34	1,411
Rugby PD	4	1	0	0	4	1	5	2,403
Ramsey SO	10	3	0	1	10	4	14	4,150
Devils Lake PD	16	3	1	1	17	4	21	7,316
Ransom SO	5	0	0	1	5	1	6	3,382
Lisbon PD	4	0	0	0	4	0	4	2,170
Renville SO	5	2	0	0	5	2	7	2,395
Richland SO	15	3	3	20	18	23	41	8,510
Wahpeton PD	15	3	0	2	15	5	20	8,142
NDSCS PD*	1	2	0	1	1	3	4	
Rolette SO	8	1	10	6	18	7	25	9,802
Dunseith PD	2	0	0	0	2	0	2	597
Rolla PD	2	1	0	0	2	1	3	1,143
Sargent SO	6	1	0	1	6	2	8	3,670
Sheridan SO	4	0	0	0	4	0	4	1,267
Sioux SO	2	0	0	0	2	0	2	3,665
Slope SO	1	0	0	0	1	0	1	649
Stark SO	25	3	0	5	25	8	33	8,009
Dickinson PD	36	8	4	20	40	28	68	25,670
Steele SO	3	0	0	0	3	0	3	1,757
Stutsman SO	10	2	1	2	11	4	15	5,713
Jamestown PD	24	4	0	3	24	7	31	15,782
Towner SO	3	1	0	1	3	2	5	2,025
Traill SO	10	1	0	3	10	4	14	7,974
Walsh SO	13	2	3	3	16	5	21	6,120
Grafton PD	8	1	0	1	8	2	10	3,995
Ward SO	29	7	34	30	63	37	100	16,525
Kenmare PD	1	0	0	0	1	0	1	909
Minot PD	57	12	1	10	58	22	80	47,206
Burlington PD	2	0	0	0	2	0	2	1,346
Surrey PD	3	0	0	0	3	0	3	1,456
Berthold PD	1	0	0	0	1	0	1	463
Wells SO	3	1	0	1	3	2	5	2,208
Harvey PD	2	1	0	0	2	1	3	1,547
Williams SO	43	10	17	30	60	40	100	8,948
Tioga PD	5	0	0	1	5	1	6	2,170
Williston PD	54	10	2	11	56	21	77	28,724
Ray PD	1	0	0	0	1	0	1	759
Highway Patrol	157	8	12	22	169	30	199	
Total	1,601	236	259	426	1,860	662	2,522	799,358

* Included in City's Population