

**Office of Attorney General**  
**Bureau of Criminal Investigation**

**Crime in North Dakota, 2024**



**Drew H. Wrigley**  
**Attorney General**

Prepared by  
Jeff Vyska  
NIBRS/UCR Program Manager  
2025



# INTRODUCTION

The North Dakota Incident-Based Reporting (ND IBR) program involves the collection, compilation, and analysis of crime and arrest statistics reported by the various local law enforcement agencies throughout the state. Fifty-three sheriff departments, 50 police departments, 10 Task Forces and the ND Highway Patrol reported to the ND IBR program in 2024.

Every effort is taken to include the homicide offenses/arrests that occur on the Tribal Law Enforcement jurisdictions. Tribal law enforcement agencies do not participate in the state ND IBR program.

**INCIDENT-BASED REPORTING:** North Dakota law enforcement agencies use a certified records management system to collect data on each incident reported to their respective agencies. Data collected includes type of incident, where and when the incident took place, victim characteristics, suspect/arrestee characteristics, property involved in the incident, etc.

To allow for comparison among several geographic or jurisdictional areas with differing populations or to allow comparisons across time in an area undergoing population fluctuations, the ND IBR program provides for the calculation of crime rates to remove any potential biases created by population differences. Because a rate relates the incidence of activity to population, it is possible to measure annual fluctuations in criminal activity by comparing rates of crime reported in any given year with those reported in other years. National publications report crime rates calculated based on the number of reported offenses per 100,000 population. This publication provides crime rate information calculated in the same manner.

## Trends

The 2024 Crime in North Dakota is based solely upon incident data. Data submitted by ND IBR to the FBI is reported with added estimation before being published on the FBI Crime Data Export. Prior years were converted from incident based statistics to the summary system of reporting. We strongly discourage attempting to compare the ND IBR data to any previously UCR Summary data released by North Dakota or the FBI in the Crime in the United States publications. The data sets are not comparable due to the number of types of crimes reported and that all offenses in the incident are reported in ND IBR.

## Differences between ND IBRS and FBI released data

The Crime in North Dakota 2024 is a crime statistic publication using the National Incident-Based Reporting System (NIBRS). There are important factors that must be considered when reading or using this report as well as crime statistic reports available from the FBI or other sources:

1. The 2024 data used to compile this report are based on a “snapshot” of the ND state repository database as of April 24<sup>th</sup>, 2025, and compared to previous years reports. In NIBRS, there are no “fixed” statistics because law enforcement agencies update their incidents as new information becomes available.

2. The data used in this report are based on the NIBRS method of submitting crime statistics. It is more comprehensive and detailed than the Summary Reporting System used in the past so the statistics in NIBRS and Summary Reporting should not be compared.
3. The data displayed in this report should not be compared to the FBI Crime in the US 2024 report which will be published later this year. Even though North Dakota forwards the crime data submitted via NIBRS to the FBI, the FBI is reported with added estimation before being published on the FBI Crime Data Export.
4. The data displayed per agency in this report should not be used to compare to other agencies or compile “ranking” of cities and counties. Data users should not rank locales because there are many factors that cause the nature and type of crime to vary from place to place. NIBRS statistics include only jurisdictional population figures along with reported crime, clearance, or arrest data. Rankings ignore the uniqueness of each locale. There are many factors that are known to affect the volume and type of crime occurring from place to place.

### **Classification of Offenses**

All offenses are classified on the basis of law enforcement investigation in accordance with national NIBRS offense definitions and are not necessarily identical to the NDCC definitions. Because NIBRS identifies and tallies law enforcement contact, offense classifications are not based on filings of the prosecutor, court, medical examiner, jury, or other judicial or subsequent findings.

### **National Incident-Based Reporting System (NIBRS)**

NIBRS divides offenses into two (2) categories of offenses designated as Group A - Incident and Group B -Arrest.

1. The Group A offenses collected in the NIBRS program are: Animal Cruelty; Arson; Assaults; Bribery; Burglary; Counterfeiting/Forgery; Destruction/Damage/Vandalism of Property; Drug/Narcotic Offenses; Embezzlement; Extortion/Blackmail; Frauds; Gambling Offenses; Homicide Offenses; Human Trafficking Offenses; Kidnapping/Abduction; Larceny/Theft Offenses; Motor Vehicle Theft; Pornography/Obscene Material Offenses; Prostitution Offenses; Robbery; Sex Offenses; Non-Forcible Sex Offenses; Stolen Property Offense and; Weapon Law Violations. Group A offenses include statistical data on the incident, all offenses committed, property involved, weapons involved, victim and offender demographics, arrest information, and clearance status.
2. Group B offenses, for which only arrest data are collected, include: Curfew/Vagrancy Violations; Disorderly Conduct; Driving Under the Influence; Non-Violent Family Offenses; Liquor Law Violations; Trespass of Real Property; and All Other Non-Traffic Offenses.

## **Counting Offenses**

For counting purposes, agencies should count one offense for each victim of a Crimes Against Persons, one offense for each distinct operation of a Crimes Against Property (with the exception of motor vehicle theft, where one offense is counted for each stolen vehicle), and one offense for each Crimes Against Society. All crimes committed within the same incident by the same person or group of persons, without a significant time or space interval separating them, are reported in NIBRS - a hierarchy rule does not exist as it does in Summary Reporting. For example, if a rape case involves crimes of motor vehicle theft and kidnapping, all crimes are reported. However, if a crime is an inherent part of another crime, only one crime may be appropriately reported. For example, larceny is inherent in the crime of burglary and would not be reported as a separate crime in the incident; however, if the suspect, upon leaving the residence, takes items outside the structure, larceny would be reported as a second crime. As another example, assault is an element in robbery and would not be reported as a crime separately from the robbery; however, if the suspect forces the victim to engage in a sexual act, both a robbery and sex offense would be reported because a sexual act is not an element of robbery.

## **Arrests**

In NIBRS, the law enforcement agencies collect detailed data elements related to incidents and arrests. The Group A - Incident Reports are comprised of segments (Administrative, Offense, Property, Victim, Offender, and Arrestee) and within the segments are multiple data elements identifying the incident, such as originating agency identifier (ORI), incident number, date, location, offense, demographics, and other relevant segment categories. Therefore, unlike Summary Reporting, NIBRS arrests and clearances can be submitted as updates to the Group A - Incidents reported.

## **Clearances**

In NIBRS, clearances are based on the incident-level rather than the offense-level. If one offense within an incident is cleared, all offenses in that incident are cleared. Likewise, the arrest of one offender in an incident will clear it even if other offenders have not been arrested yet. Clearances by arrest are automatically created when an Arrest Segment is submitted with a Group A - Incident. An incident cannot be cleared exceptionally if there has been an arrest. Not all crimes are cleared within the calendar year in which the offense occurs.

Clearances by Exceptional Means allow an agency to clear an incident without an arrest. The criteria include: 1) the identity of at least one offender must be known; 2) sufficient probable cause must have been developed to support the arrest and prosecution of the offender; 3) the offender's exact location must be known, and; 4) there must be a reason, outside of law enforcement's control, which prevents the arrest. For example, the death of the offender or the offender is in the custody of another jurisdiction.

## TABLE OF CONTENTS

<a href="#">Introduction</a> .....	1
Table of Contents .....	4
<a href="#">North Dakota Crime Summary, 2024</a> .....	5
Statewide Analysis.....	6
<a href="#">Group A Offenses</a> .....	9
<a href="#">Crimes Against Persons</a> .....	16
<a href="#">Crimes Against Property</a> .....	21
<a href="#">Crimes Against Society</a> .....	23
<a href="#">Group B Offenses</a> .....	25
<a href="#">Arrests in 2024</a> .....	28
<a href="#">Arrests 2020-2024</a> .....	37
<a href="#">Drug/Narcotics Analysis</a> .....	45
<a href="#">DUI Arrest Analysis</a> .....	49
<a href="#">Crime Summary by Reporting County Sheriff's Office</a> .....	51
<a href="#">Crime Summary by Reporting Police Department</a> .....	105
<a href="#">NIBRS Offense Definitions</a> .....	157
<a href="#">Full-Time Law Enforcement Employees</a> .....	169

## **NORTH DAKOTA CRIME SUMMARY, 2024**

In 2024, 45,964 Group A offenses were reported by local law enforcement agencies. This is a decrease of 7.2 percent from the total of 49,515 reported in 2023.

The Census Bureau estimate of North Dakota's population for 2024 is 796,568. The crime rate per 100,000 population for 2024 is 5,770.3. The crime rate for 2023 was 6316.2 per 100,000 population. This is an 8.6 percent decrease in the crime rate of the Group A offenses.

The total number of reported Crimes Against Persons was 12,129. This is a decrease of 2.2 percent from the total of 12,403 reported in 2023. In 2022, 12,057 Crimes Against Persons were reported.

Crimes Against Persons offenses comprised 26 percent of reported Group A crime offenses in North Dakota in 2023.

Collectively, Crimes Against Property (e.g. burglary, robbery, larceny/theft and motor vehicle theft) decreased by 9.8 percent from 24,171 reported in 2023 to 21,803 reported in 2024.

Crimes Against Property accounted for 47 percent of total Group A crime offenses reported in 2024.

In 2024, the total number of Crimes Against Society (e.g. drug/narcotics violations, drug equipment violations, and weapon violations) reported was 12,032. This is a decrease of 7.0 percent from the 2023 total of 12,941. In 2022, 12,674 Crimes Against Society were reported.

North Dakota law enforcement agencies reported 30,165 arrests in 2024. This is a 2.4 percent increase from the total of 29,467 arrests reported in 2023.

In 2024, juvenile arrests accounted for 9.5 percent of the total arrests.

Arrests for Drug/Narcotics Violations decreased 3.0 percent from a 2023 total of 3,928 to 3,809 in 2024.

The number of reported arrests in 2024 for DUI increased to 4,614 from 4,329 reported in 2023.

# **STATEWIDE CRIME ANALYSIS**

---

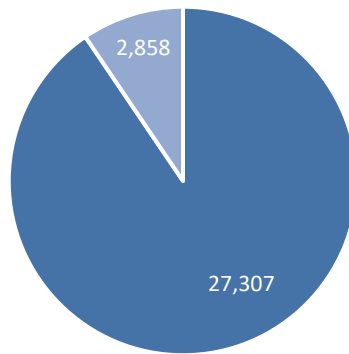


# North Dakota Statewide – 2024

2024 Population Estimate		796,568		Offenses (*)		Arrests (**)	
Offense Overview		Group A Offenses		Reported	Cleared	Adult	Juvenile
Offense Total		Crimes Against Persons (***)					
45,964		Murder and Nonnegligent Manslaughter		19	15	15	1
19,433		Negligent Manslaughter		7	6	3	0
42.28%		Aggravated Assault		1,294	767	577	68
5,770.3		Simple Assault		6,916	3,187	1,855	427
		Intimidation		2,041	970	445	84
		Stalking		634	102	50	7
		All Rape		391	78	37	6
		Criminal Sexual Contact		596	141	47	14
		Incest		6	2	1	0
		Statutory Rape		68	25	20	0
		Commercial Sex Acts		7	6	1	0
		Involuntary Servitude		4	2	0	0
		Kidnapping/Abduction		146	94	23	1
Arrest Overview		Crimes Against Property					
Total Arrests	30,165	Arson		59	16	9	5
Adult Arrests	27,307	Bribery		2	1	1	0
Juvenile Arrests	2,858	Burglary/Breaking & Entering		2,113	319	250	25
Unknown Age	0	Counterfeiting/Forgery		603	140	112	2
Arrests per 100,000 population	3,786.8	Destruction/Damage/Vandalism of Property		3,927	761	328	118
		Embezzlement		92	27	29	0
Average number offenses/incident	1.23	Extortion/Blackmail		85	1	0	0
Domestic Incident Victims		False Pretenses/Swindle/Confidence Game		1,285	520	414	10
Offense	Reported	Cleared	Credit Card/Automated Teller Machine Fraud		206	20	6
Murder and Nonnegligent Manslaughter	3	3	Impersonation		173	30	14
Aggravated Assault	522	361	Welfare Fraud		13	1	0
Simple Assault	3,196	1,705	Wire Fraud		187	6	2
Intimidation	288	163	Identity Theft		807	114	78
Stalking	118	17	Hacking/Computer Invasion		37	2	2
All Rape	52	9	Robbery		214	88	80
Criminal Sexual Contact	115	32	Pocket-picking		18	2	3
Incest	3	2	Purse-snatching		18	1	2
Statutory Rape	11	4	Shoplifting		2,792	1,264	1,242
Kidnapping/Abduction	82	60	Theft From Building		661	104	65
Total	4,390	2,356	Theft From Coin Operated Machine or Device		21	2	0
Group B Arrests		Theft From Motor Vehicle		1,713	179	112	28
Offense	Adult	Juvenile	Theft of Motor Vehicle Parts/Accessories		152	7	9
Curfew/Loitering/Vagrancy Violations	0	25	All Other Larceny		4,635	565	496
Disorderly Conduct	720	258	Motor Vehicle Theft		1,473	330	175
Driving Under the Influence	4,564	50	Stolen Property Offenses		517	330	200
Family Offenses (Nonviolent)	130	66	Crimes Against Society				
Liquor Law Violations	2,060	397	Drug/Narcotic Violations		5,616	4,408	3,555
Trespass of Real Property	994	49	Drug Equipment Violations		5,441	4,341	2,332
All Other Offenses	6,021	537	Betting/Wagering		0	0	0
Total Group B	14,489	1,382	Operating/Promoting/Assisting Gambling		0	0	0
(*) Offenses are counted using the FBI Units of Count for Crime		Gambling Equipment Violations		0	0	0	0
(**) The 'Arrests' column shows arrests made during the selected period, regardless of incident date. Arrest counts may be higher than incident counts.		Sports Tampering		0	0	0	0
(***) Negligent Manslaughter now includes the killing of another person associated with driving under the influence, distracted driving (using a cell or smartphone), and reckless driving fatalities.		Pornography/Obscene Material		270	67	44	8
		Prostitution		15	3	0	0
		Assisting or Promoting Prostitution		9	1	1	0
		Purchasing Prostitution		8	2	0	0
		Weapon Law Violations		516	343	153	16
		Animal Cruelty		157	43	30	1
		Total Group A Offenses		45,964	19,433	12,818	1,476

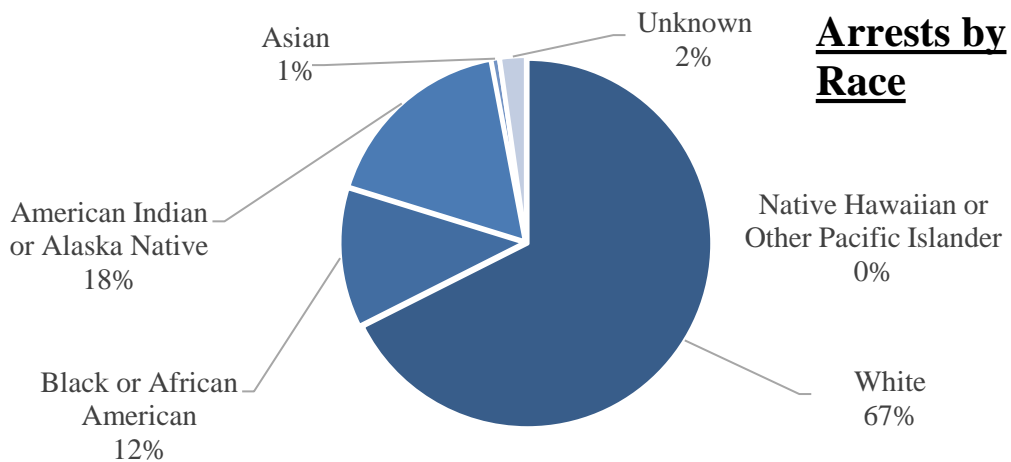
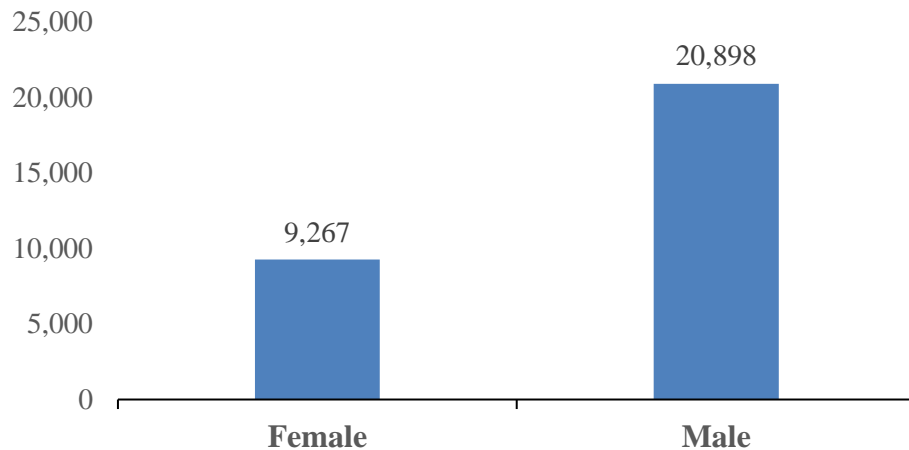
# Statewide Total Arrests Reported, 2024

## Arrests by Age Group



■ Over 18 ■ Under 18

## Arrests by Gender



## Arrests by Race

# Group A Offenses

---

Group A offenses includes the crimes of Animal Cruelty; Arson; Assaults; Bribery; Burglary; Counterfeiting/Forgery; Homicide Offenses; Destruction/Damage/Vandalism of Property; Drug/Narcotic Offenses; Embezzlement; Extortion/Blackmail; Fraud; Gambling Offenses; Robbery; Kidnapping/Abduction; Larceny/Theft Offenses; Motor Vehicle Theft; Pornography/Obscene Material Offenses; Human Trafficking Offenses; Prostitution Offenses; Sex Offenses; Non-Forcible Sex Offenses; Stolen Property Offenses and; Weapon Law Violations.

In 2024, 45,964 Group A offenses were reported by local law enforcement agencies. This is a decrease of 7.1 percent from the total of 49,515 reported in 2023.

The Census Bureau’s estimate of North Dakota’s population for 2024 is 796,568. Based on that total, the crime rate per 100,000 population for 2024 was 5770.3, as compared to 6316.2 for 2023.

More than 42 percent of Group A crime offenses were reported as cleared by arrest or exceptional means. The NIBRS program defines an offense as “cleared” by law enforcement when at least one person is arrested, charged with the commission of the offense, and turned over to the court for prosecution. Several crimes may be cleared by the arrest of one person, while the arrests of many persons may clear only one offense. Law enforcement agencies may clear a crime by exceptional means when some element beyond law enforcement control precludes the placing of formal charges against the offender. Examples of circumstances that allow such clearances are the death of the offender (suicide, justifiably killed by police or private citizen, etc.); the victim’s refusal to cooperate with prosecution after the offender has been identified; or the denial of extradition.

In 2024, 14,294 arrests were reported for Group A crime offenses. Of that total, 10.3 percent were arrests of juveniles.

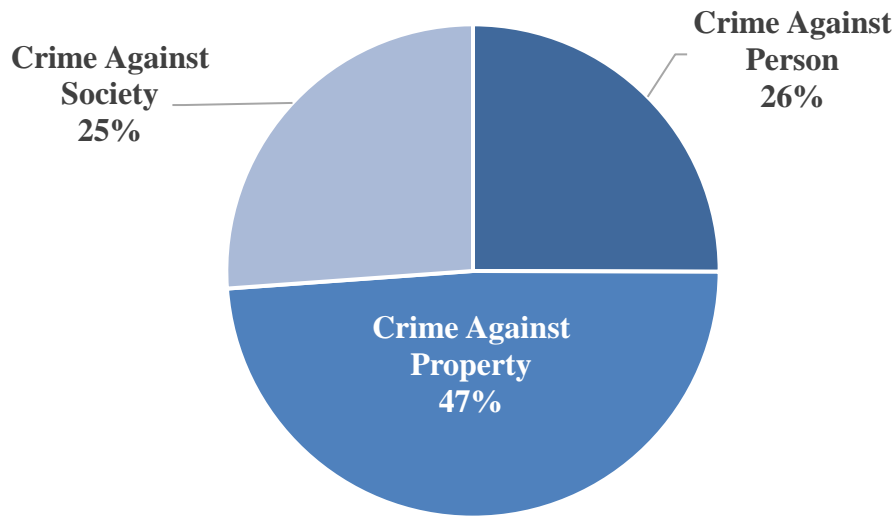
More than \$64.3 million worth of property was reported stolen in 2024, with 26.9 percent of that amount reported as recovered by law enforcement officials.

---

## Group A Offense Summary

Year	Population	Group A Offense Total	% Change in Number from Previous Year	Crime Rate per 100,000 Population	% Change in Rate from Previous Year	Percent Cleared
2020	765,309	49,579	3.6%	6478.3	3.1%	41.9%
2021	774,948	51,784	4.4	6682.3	3.1	40.2
2022	779,261	49,488	-4.4	6350.6	-5.0	41.9
2023	783,926	49,515	0.1	6316.2	-0.5	43.0
2024	796,568	45,964	-7.1	5770.3	-8.6	42.3

## Group 'A' Offenses - 2024



Crimes Against Persons	Crimes Against Property	Crimes Against Society
Murder	Robbery	Animal Cruelty <sup>+</sup>
Negligent Manslaughter	Burglary/Breaking & Entering	Drug/Narcotic Violations
All Rape	Larceny/Theft Offenses*	Drug Equipment Violations
Aggravated Assault	Motor Vehicle Theft	Gambling Offenses*
Simple Assault	Arson	Pornography
Intimidation	Destruction of Property	Prostitution Offenses*
Stalking	Counterfeiting/Forgery	Weapon Law Violations
Kidnapping/Abduction	Fraud Offenses* <sup>+</sup>	
Human Trafficking Offenses* <sup>+</sup>	Embezzlement	
Incest	Extortion/Blackmail	
Statutory Rape	Bribery	
	Stolen Property Offense	

\*Specific offenses exist within the crime category.

<sup>+</sup> Data collection for certain offenses began in 2016.

## Comparison of Group A Offenses Reported, 2023-2024

Group A Offenses	2023	2024	Percent Change
<b>Crimes Against Persons</b>			
Murder	24	19	-20.8%
Negligent Manslaughter	9	7	-22.2
Aggravated Assault	1,432	1,294	-9.6
Simple Assault	7,000	6,916	-1.2
Intimidation	2,024	2,041	.84
Stalking	701	634	-9.6
Kidnapping/Abduction	135	146	8.1
All Rape	376	391	4.0
Criminal Sexual Contact	636	596	-6.3
Incest	3	6	100
Statutory Rape	39	68	74.4
Commercial Sex Acts	18	7	-61.1
Involuntary Servitude	6	4	-33.3
<b>Crimes Against Property</b>			
Arson	60	59	-1.6
Bribery	5	2	-60.0
Burglary	2,369	2,113	-10.8
Counterfeiting/Forgery	669	603	-9.9
Destruction/Damage/Vandalism	4,237	3,927	-7.3
Embezzlement	115	92	-20.0
Extortion/Blackmail	102	85	-16.7
False Pretenses	1,358	1,285	-5.4
Credit Card/ATM Fraud	264	206	-22.0
Impersonation	307	173	-43.6
Welfare Fraud	8	13	62.5
Wire Fraud	172	187	8.7
Identity Theft	817	807	-1.2
Hacking/Computer Invasion	28	37	32.1
Robbery	198	214	8.1
Pocket-picking	33	18	-45.5
Purse-snatching	14	18	28.6
Shoplifting	2,733	2,792	2.2
Theft From Building	789	661	-16.2
Theft From Coin machine	20	21	5.0
Theft From Motor Vehicle	1,755	1,713	-2.4
Theft of Motor Vehicle Parts	270	152	-43.7
All Other Larceny	5,587	4,635	-17.0
Motor Vehicle Theft	1,699	1,473	-13.3
Stolen Property Offenses	562	517	-8.0

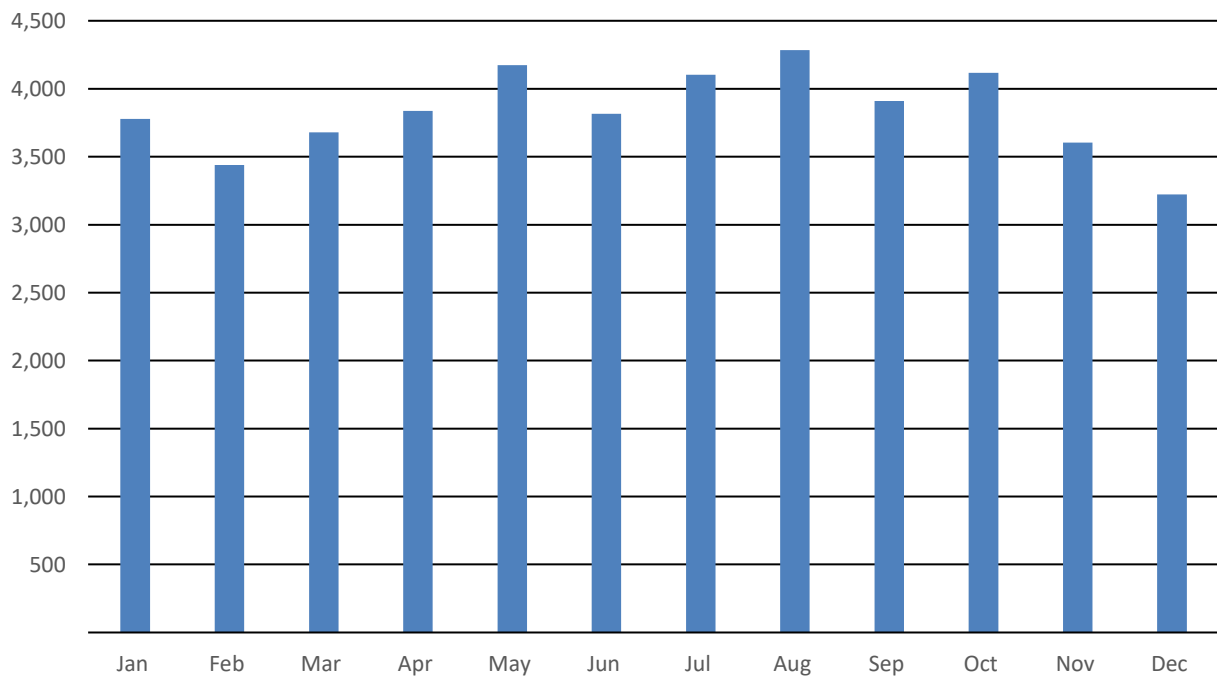
**Comparison of Group A Offenses Reported,  
2023-2024  
Continued**

<b>Group A Offenses</b>	<b>2023</b>	<b>2024</b>	<b>Percent Change</b>
<b>Crimes Against Society</b>			
Drug/Narcotic Violations	5,975	5,616	-6.0%
Drug Equipment Violations	5,946	5,441	-8.5
Betting/Wagering	1	0	-100
Operating/Promoting/Assisting Gambling	2	0	-200
Gambling Equipment Violations	1	0	-100
Sports Tampering	0	0	0
Pornography/Obscene Material	256	270	5.5
Prostitution	16	15	-6.3
Assisting or Promoting Prostitution	4	9	125
Purchasing Prostitution	2	8	300
Weapon Law Violations	606	516	-14.9
Animal Cruelty	132	157	18.9
Total	49,515	45,964	-7.2

**“Top Five” Locations for  
Group A Offenses to Occur:**

1. Residence/Home
2. Highway/Road Alley/Street
3. Department/Discount Stores
4. Parking Lots/Parking Garages
5. Schools

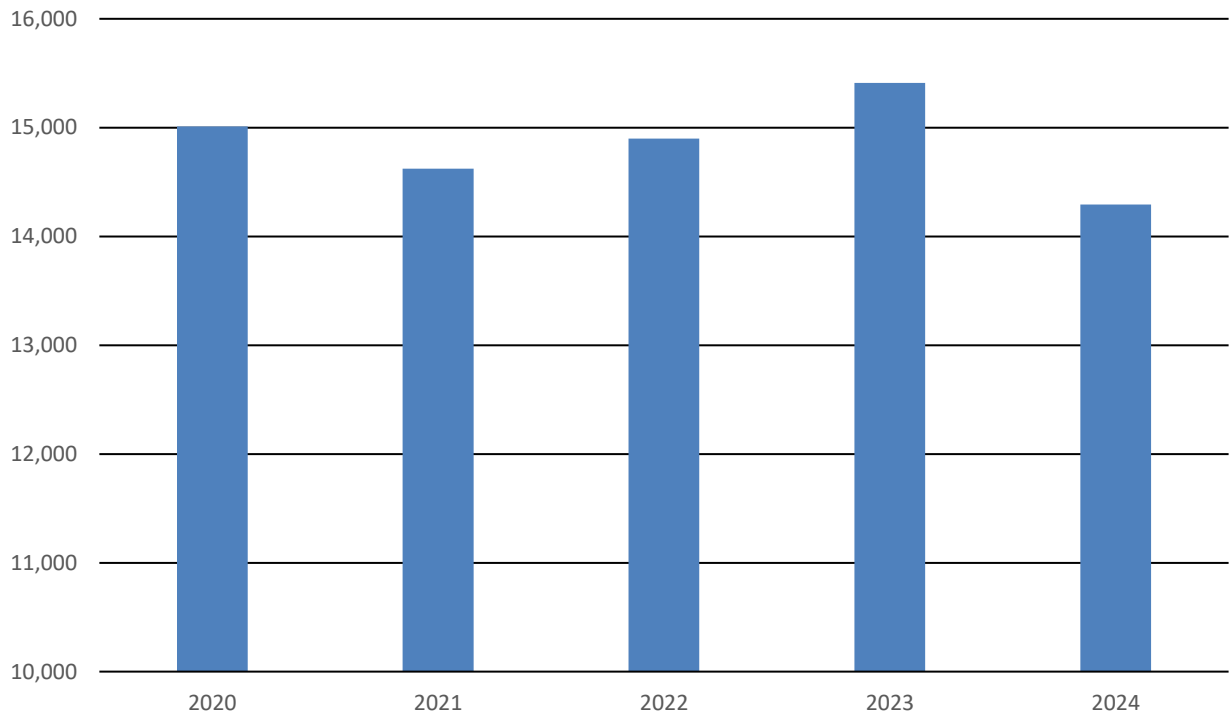
*The most frequent months of crime occurrence  
were **August**.  
the least frequent was **December**.*



### Arrest Totals for Group A Offenses 2020-2024

Year	Juvenile	Adult	Total
2020	1,597	13,415	15,012
2021	2,010	12,611	14,621
2022	2,319	12,579	14,898
2023	2,302	13,108	15,410
2024	2,858	27,307	14,294

### Arrest Totals for Group A Offenses 2020-2024





Reported Group A Incidents where Offender is Suspected of Using				
Crimes Against Persons	Alcohol	Drugs/ Narcotics	Computer Equipment	Not Applicable
Murder	2	2		15
Negligent Manslaughter	2	4		
Aggravated Assault	331	43	2	862
Simple Assault	1,410	191	4	4,270
Intimidation	248	80	58	1,163
Stalking	21	15	90	440
Kidnapping/Abduction	33	17	1	90
All Rape	93	42	2	262
Criminal Sexual Contact	75	18	5	457
Incest		1		4
Statutory Rape	2	4	2	59
Commercial Sex Acts		1		3
Involuntary Servitude		1	1	1
Crimes Against Property				
Arson	4	7		49
Bribery	1			1
Burglary/Breaking & Entering	55	51		2,016
Counterfeiting/Forgery	22	12	24	546
Destruction/Damage/Vandalism of Property	224	99		3,625
Embezzlement	2	1	5	84
Extortion/Blackmail			36	49
False Pretenses/Swindle/Confidence Game	69	97	125	1,002
Credit Card/Automated Teller Machine Fraud	1	2	24	180
Impersonation	1	2	21	149
Welfare Fraud		1	3	9
Wire Fraud	1	1	70	117
Identity Theft	4	9	113	683
Hacking/Computer Invasion			13	24
Robbery	19	8	1	186
Pocket-picking				21
Purse-snatching	1			17
Shoplifting	43	45	3	2,707
Theft From Building	19	13		631
Theft From Coin Operated Machine or Device				21
Theft From Motor Vehicle	28	29	3	1,658
Theft of Motor Vehicle Parts/Accessories				151
All Other Larceny	77	58	44	4,464
Motor Vehicle Theft	28	28		1,369
Stolen Property Offenses	20	63	4	436
Crimes Against Society				
Drug/Narcotic Violations	296	4,219	8	1,303
Drug Equipment Violations	235	3,945	2	1,435
Betting/Wagering				
Operating/Promoting Gambling				
Gambling Equipment Violations				
Sports Tampering				
Pornography/Obscene Material	6	4	137	130
Prostitution	1		1	13
Prostitution - Assisting/Promoting				9
Purchasing Prostitution		1	1	6
Weapon Law Violations	47	91		385
Animal Cruelty	3	1		153

# Crimes Against Persons

Crimes Against Persons offenses are classified according to victim type which includes the offenses of murder/non-negligent manslaughter, rape, and assaults. For counting purposes, agencies should count one offense for each victim of a Crimes Against Persons (See the NIBRS offense definitions section beginning on page 159 of this publication for definitions of these and other offenses.)

In 2024, 12,129 Crimes Against Persons were reported in North Dakota. This is a decrease of 2.2 percent from the 2023 total of 12,403 crimes reported. In 2022, 12,057 crimes were reported.

Crimes Against Persons offenses comprised 26 percent of reported Group A crime offenses in North Dakota in 2024.

The Crimes Against Persons crime rate for 2024 is 1522.6 per 100,000, as compared to 1582.2 per 100,000 in 2023. This is a 3.8 percent decrease in the Crimes Against Persons crime rate. In 2022, the Crimes Against Persons crime rate was 1547.2 per 100,000 population.

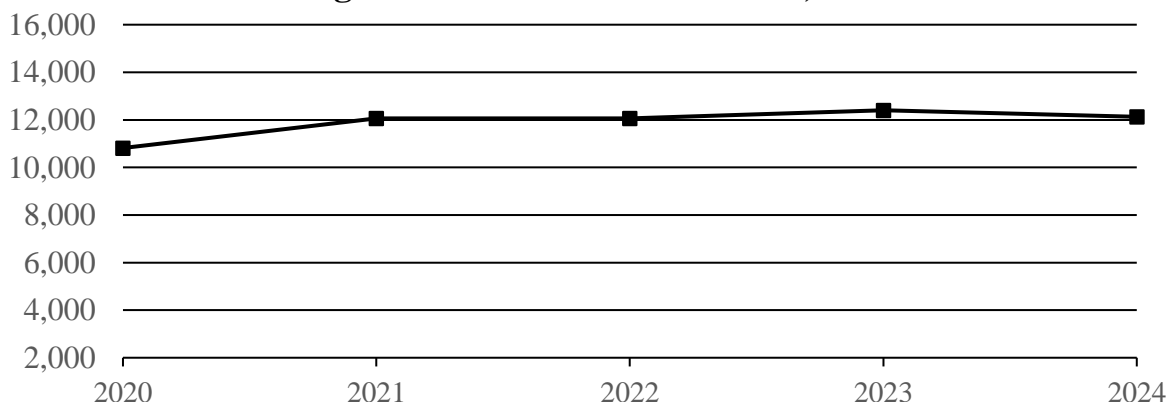
Over 44 percent of Crimes Against Persons offenses in 2024 were reported as cleared by arrest or exceptional means.

Of the 3,681 total arrests reported for Crimes Against Persons offenses, 16.5 percent were arrests of juveniles.

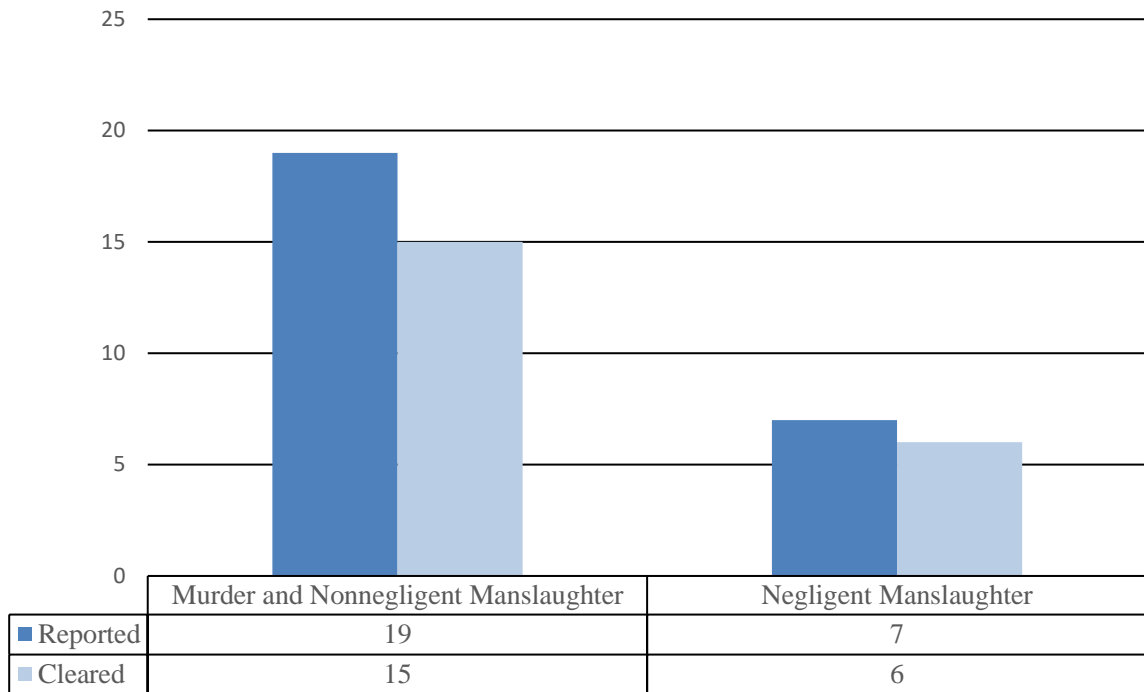
## Crimes Against Persons Summary

Year	Population	Offenses	% Change in Number from Previous Year	Rate per 100,000 Population	% Change in Rate from Previous Year	Percent Cleared
2020	765,309	10,815	2.6%	1413.2	2.2%	47.6%
2021	774,948	12,060	11.5	1556.2	10.1	45.1
2022	779,261	12,057	0.0	1547.2	-0.6	47.6
2023	783,926	12,403	2.9	1582.2	2.3	47.7
2024	796,568	12,129	-2.2	1522.6	-3.8	44.5

## Crimes Against Persons Total Offenses, 2020-2024

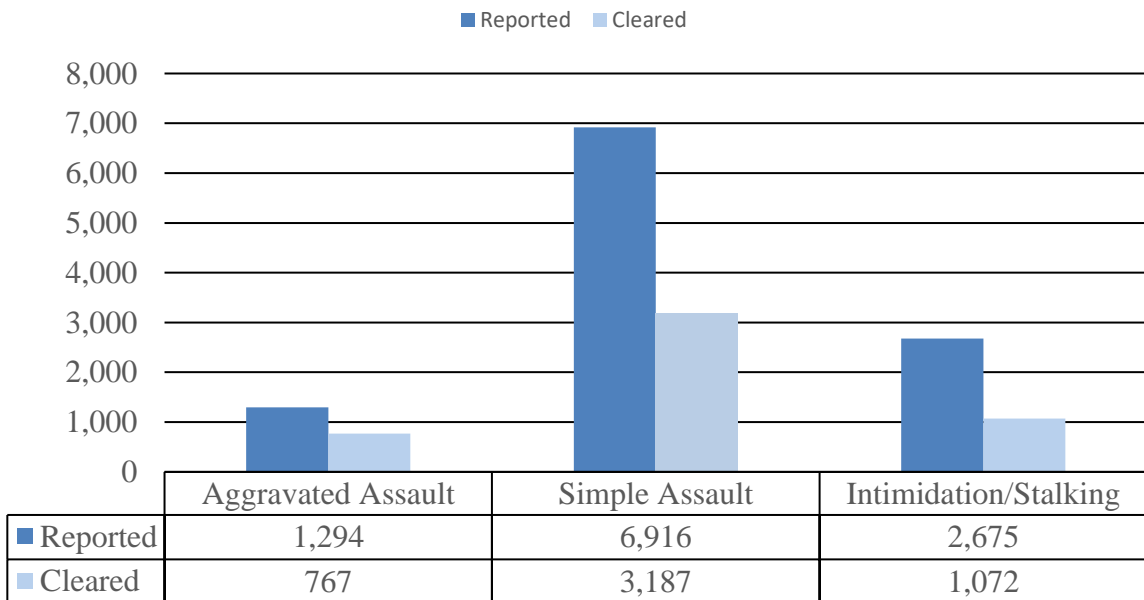


## Crimes Against Persons Homicides & Negligent Manslaughter

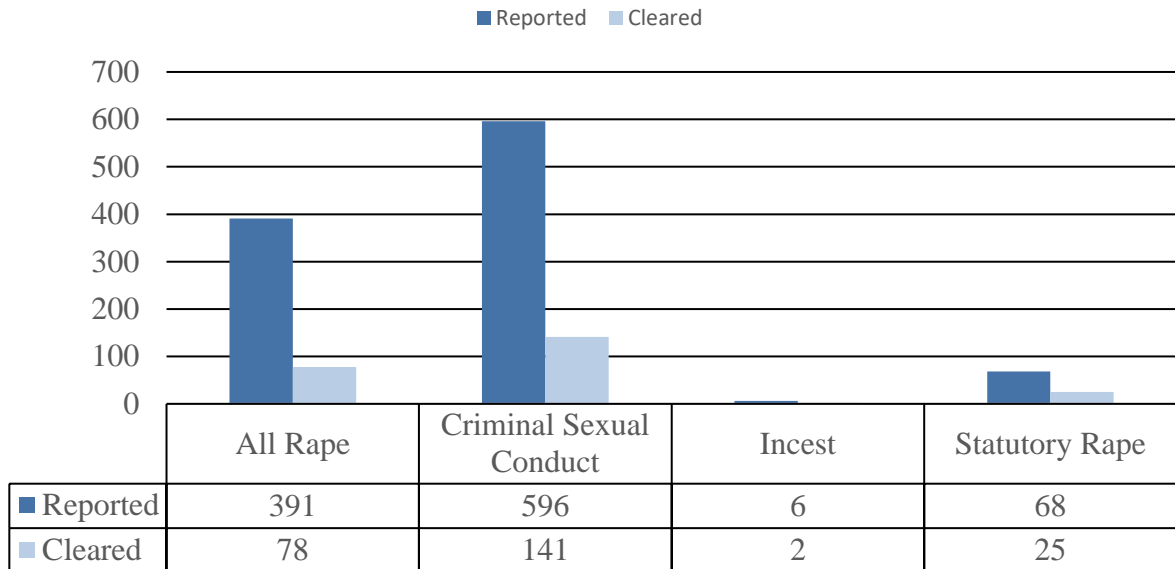


\* For a full report see Homicide in ND, 2024.

## Crimes Against Persons Assault Offenses

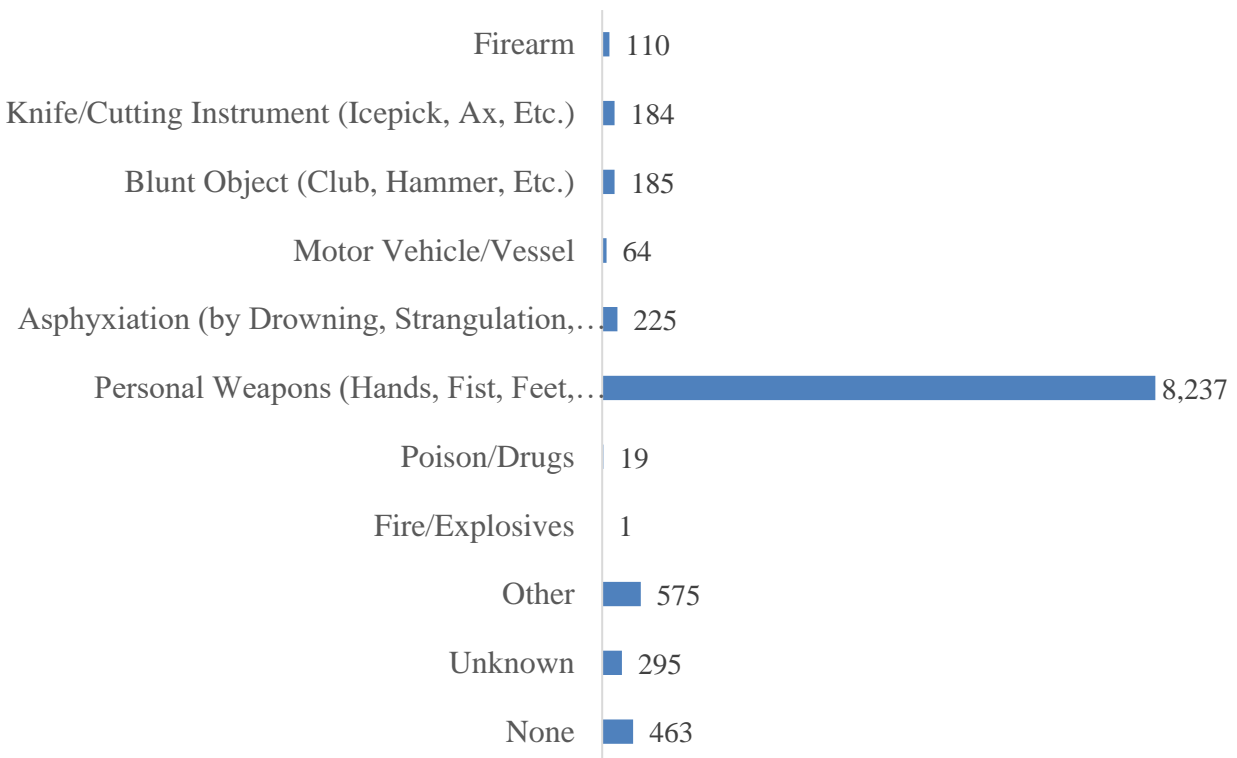


## Crimes Against Persons Sex Offenses



\* All Rape includes Rape, Sodomy, and Sexual Assault with an Object.

## Crimes Against Persons Weapon Type, 2024



\*Up to 3 weapon types may be selected for each incident.

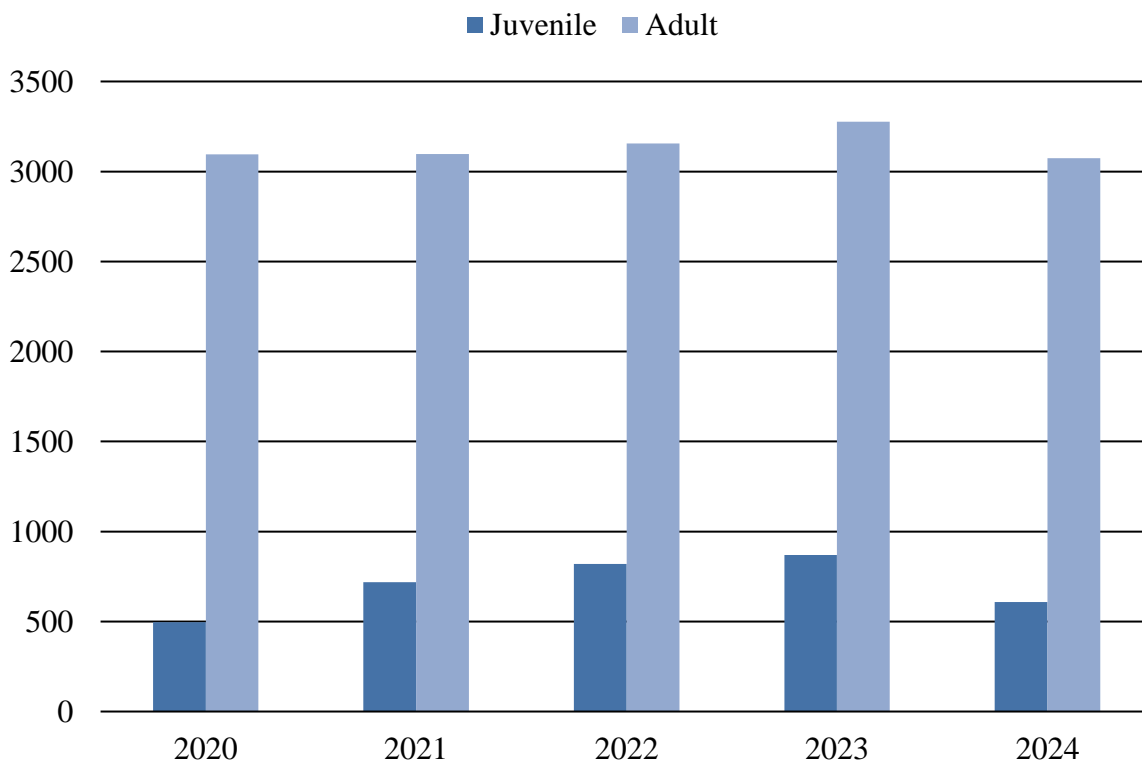
## Victim Relationships 2024

Victim to Offender Relationship	Total # of Victims	% of Total Victims
Boyfriend/Girlfriend	1,866	15.54%
Acquaintance	2,020	16.83
Unknown	368	3.07
Otherwise Known	1,264	10.53
Victim was Offender	1,149	9.57
Stranger	1,182	9.85
Former Boyfriend/Girlfriend	880	7.33
Spouse	696	5.80
Child	559	4.66
Parent	444	3.70
Friend	434	3.62
Sibling	454	3.78
On-duty Peace Officer	356	2.97
Other Family Member	256	2.13
Neighbor	147	1.22
Ex-Spouse	137	1.14
Stepchild	70	0.58
Child of Boyfriend/Girlfriend	50	0.42
In-Law	78	0.65
Stepparent	42	0.35
Employee	33	0.27
Employer	31	0.26
Grandchild	25	0.21
Grandparent	25	0.21
Babysittee (the baby/child)	21	0.17
Stepsibling	17	0.14

## Arrests for Crimes Against Persons 2020-2024

Year	Juvenile	Adult	Total
2020	496	3,095	3,591
2021	718	3,096	3,814
2022	820	3,156	3,976
2023	870	3,277	4,147
2024	608	3,073	3,681

## Arrests for Crimes Against Persons By Age Group 2020-2024



# Crimes Against Property

Crimes Against Property includes the offenses of Burglary, Robbery, Fraud, Destruction/Damage/Vandalism, Larceny/Theft, Motor Vehicle Theft, Arson, Counterfeit/Forgery, Embezzlement, Extortion/Blackmail, Bribery and Stolen Property Offense.

In 2024, the total number of property crimes reported was 21,803. This is a decrease of 9.8 percent from the 2023 total of 24,171.

Crimes Against Property accounted for 47 percent of the Group A offenses reported in North Dakota. The property crime rate decreased 9.8 percent from 3083.3 per 100,000 population in 2023, to 2737.1 per 100,000 in 2024.

More than \$64.3 million worth of property was reported stolen in 2024, with 26.9 percent of that amount reported as recovered by law enforcement officials.

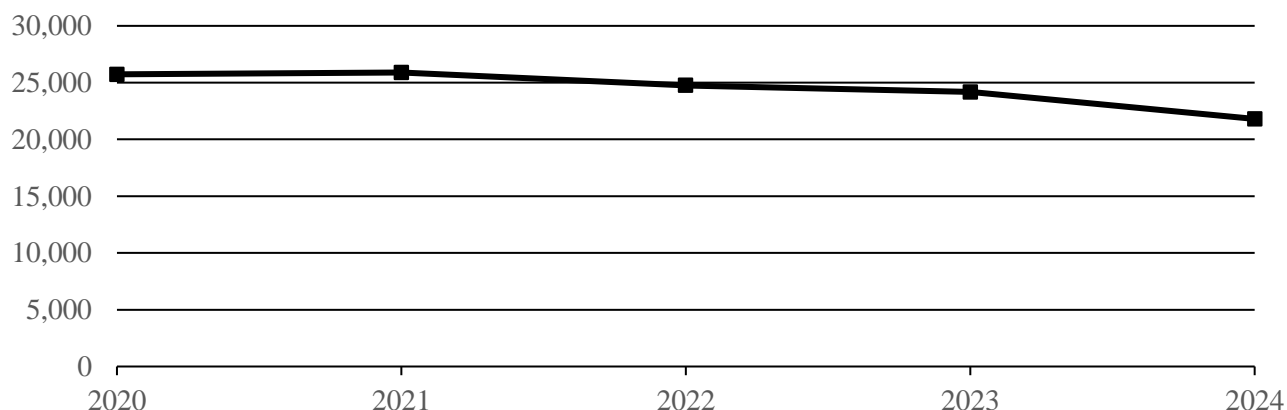
Over 22 percent of property crimes were cleared by arrest or exceptional means in 2024.

A total of 4,108 arrests was reported for property crimes. Of those, 11.7 percent were arrests of juveniles.

## Crimes Against Property Summary

Year	Population	Property Offenses	% Change in Number from Previous Year	Rate per 100,000 Population	% Change in Rate from Previous Year	Percent Cleared
2020	765,309	25,744	7.9%	3363.9	7.4%	21.6
2021	774,948	25,892	0.6	3341.1	-0.7	19.7
2022	779,261	24,757	-4.4	3177.0	-4.9	22.5
2023	783,926	24,171	-2.4	3083.3	-3.0	22.9
2024	796,568	21,803	-9.8	2737.1	-11.2	22.1

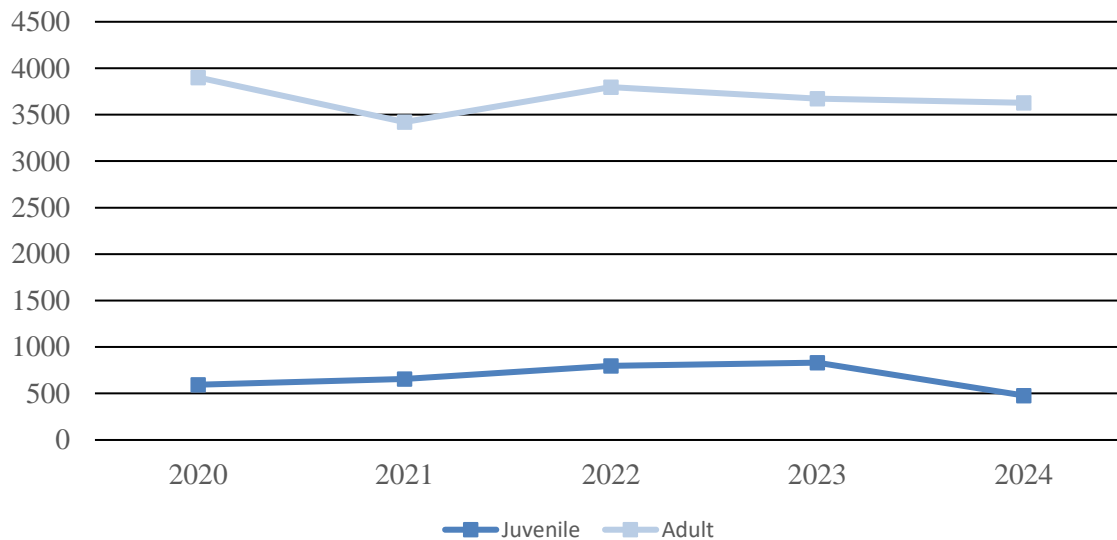
## Crimes Against Property Totals, 2020-2024



### Arrests for Crimes Against Property, 2020-2024

Year	Juvenile	Adult	Total
2020	595	3,901	4,496
2021	658	3,421	4,079
2022	799	3,797	4,596
2023	832	3,673	4,505
2024	479	3,629	4,108

### Arrests for Crimes Against Property 2020-2024



### Stolen Property Loss Due to Property Crime Offenses, 2020-2024

Year	Population	Total Stolen Property Loss	% Change from Previous Year	Property Loss per Capita	Percent Recovered
2020	765,309	38,241,145	-1.5%	49.97	35.8%
2021	774,948	48,795,908	27.6	62.97	30.3
2022	779,261	54,682,467	12.1	70.17	33.3
2023	783,926	58,716,828	7.4	74.9	28.3
2024	796,568	64,388,237	9.7	80.8	26.9



# Crimes Against Society

Crimes Against Society includes the offenses of Drug/Narcotic Violations, Drug Equipment Violations, Prostitution Offenses, Weapon Violations, Gambling Offenses and Pornography/Obscene Material.

In 2024, the total number of Crimes Against Society reported was 12,032. This is a decrease of 7.0 percent from the 2023 total of 12,941.

Crimes Against Society accounted for 27 percent of the Group A offenses reported in North Dakota. The Crimes Against Society rate decreased 8.5 percent from 1650.8 per 100,000 population in 2023, to 1510.5 per 100,000 in 2024.

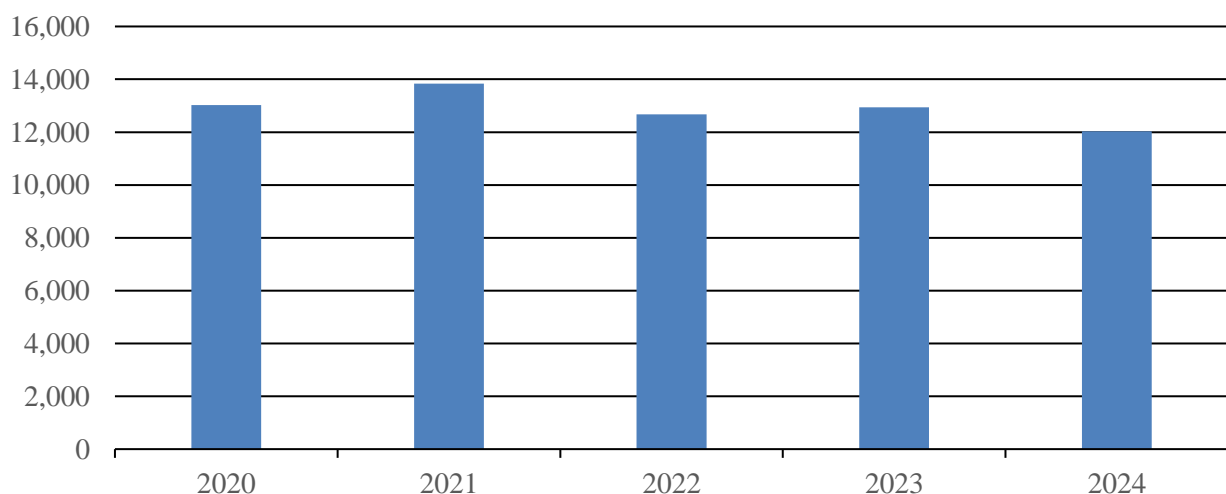
More than 76 percent of Crimes Against Society were cleared by arrest or exceptional means in 2024.

A total of 6,504 arrests were reported for Crimes Against Society. Of those, 6.0 percent were arrests of juveniles.

## Crimes Against Society Summary

Year	Population	Crimes Against Society Offenses	% Change in Number from Previous Year	Rate per 100,000 Population	% Change in Rate from Previous Year	Percent Cleared
2020	765,309	13,020	-3.3	1701.3	-3.7%	77.2%
2021	774,948	13,832	6.2	1784.9	4.9	74.4
2022	779,261	12,674	-8.4	1626.4	-8.9	74.3
2023	783,926	12,941	2.1	1650.8	1.5	76.1
2024	796,568	12,032	-7.0	1510.5	-8.5	76.5

## Crimes Against Society, 2020-2024



**Crimes Against Society  
By Offense Type  
2020-2024**

Offense Type	2020	2021	2022	2023	2024
Animal Cruelty	88	120	142	132	157
Drug/Narcotic Violations	6,095	6,451	5,844	5,975	5,616
Drug Equipment Violations	5,961	6,284	5,675	5,946	5,441
Betting/Wagering				1	
Operating/Promoting Gambling	6	4	1	2	
Gambling Equipment Violations	1	1		1	
Sports Tampering					
Pornography/Obscene Material	194	251	304	256	270
Prostitution	5	19	18	16	15
Prostitution Assisting/Promoting	12	4	13	4	9
Purchasing Prostitution	17	17	16	2	8
Weapon Law Violations	641	681	661	606	516

**Crimes Against Society  
Arrest By Gender 2020-2024**

Year	Female	Male	Total
2020	2,141	4,784	6,925
2021	2,124	4,604	6,728
2022	2,056	4,270	6,326
2023	2,272	4,486	6,758
2024	2,256	4,248	6,504

**Crimes Against Society  
Arrest By Age Group 2020-2024**

Year	Juvenile	Adult	Total
2020	506	6,419	6,925
2021	634	6,094	6,728
2022	700	5,626	6,326
2023	600	6,158	6,758
2024	389	6,115	6,504

# Group B Offenses

Group B arrests include the offenses of Bad Checks, Curfew/Loitering/Vagrancy, Disorderly Conduct, Driving Under the Influence (DUI), Non-Violent Family Offenses, Liquor Law Violations, and Trespassing.

In 2024, the total number of Group B arrests reported was 15,871. This is an increase of 12.9 percent from the 2023 total of 14,057.

Group B arrests accounted for 52.6 percent of all arrests reported in North Dakota.

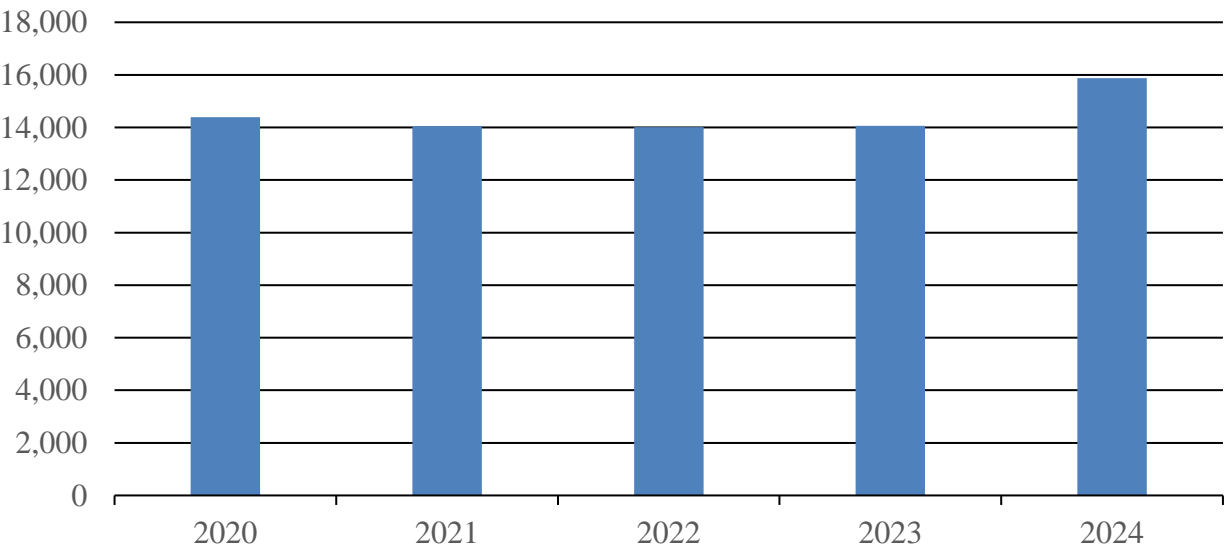
More than 71 percent of the total Group B arrests were of male in 2024.

In 2024, juvenile arrests accounted for 8.7 percent of Group B arrests.

Group B Arrests Summary

Year	Population	Group B Offenses	% Change in Number from Previous Year	Rate per 100,000 Population	% Change in Rate from Previous Year
2020	765,309	14,395	-11.2%	1880.9	-11.5%
2021	774,948	14,051	-2.4	1813.2	-3.6
2022	779,261	14,017	-0.2	1798.8	-0.8
2023	783,926	14,057	0.3	1793.2	-0.3
2024	796,568	15,871	12.9	1992.4	11.1

Group B Arrests Summary  
2020-2024



**Group B Arrests  
By Offense Type  
2020-2024**

Offense Type	2020	2021	2022	2023	2024
Curfew/Loitering/Vagrancy	174	79	103	29	25
Disorderly Conduct	1,139	1,312	1,275	1,053	978
DUI	4,175	4,040	4,215	4,329	4,614
Family-Non Violent	328	332	314	250	196
Liquor Law Violations	2,615	2,088	2,187	2,225	2,457
Trespass	950	910	839	895	1,043
All Other Offenses	4,994	5,275	5,084	5,276	6,558

**Group B Arrests  
By Gender 2020-2024**

Year	Female	Male	Total
2020	4,178	10,217	14,395
2021	4,184	9,867	14,051
2022	3,985	10,032	14,017
2023	3,969	10,088	14,057
2024	4,502	11,369	15,871

**Group B Arrests  
By Age Group 2020-2024**

Year	Juvenile	Adult	Total
2020	1,811	12,584	14,395
2021	2,047	12,004	14,051
2022	1,927	12,090	14,017
2023	1,508	12,549	14,057
2024	1,382	14,489	15,871

# ARREST ANALYSIS

---

# Arrests in 2024

---

Although primarily an indication of law enforcement activity, the number of arrests reported does provide a limited profile of the perpetrators of crime, especially for those crimes that have high clearance rates. Differing arrest practices, policies, and enforcement emphasis among agencies influence the volume of arrests for various offenses, particularly those against public order such as vagrancy, disorderly conduct, and related violations. However, arrests for serious crimes, e.g., robbery or burglary, are more likely to be uniform throughout all jurisdictions across the state.

The NIBRS program requires that an arrest be counted for each separate occasion an individual is taken into custody. Although several charges may be lodged against a person at the time of the arrest, only one arrest is counted for each time the person is taken into custody.

North Dakota law enforcement agencies reported 30,165 arrests in 2024. A total of 29,467 arrests was reported in 2023.

In 2024, 9.5 percent of total arrests were arrests of juveniles. More than 69 percent of the total was arrests of males.

The total of 7,071 reported arrests for DUI and liquor law violations represents 23.4 percent of the total arrests reported in the state of North Dakota in 2024. Arrests for DUI increased from 4,329 in 2023 to 4,614 in 2024. Liquor law violation arrests increased 10.4 percent from 2,225 in 2023 to 2,457 reported in 2024.

More than 66 percent of total arrests were white; more than 18 percent were Native American.

These statistics are provided by local law enforcement agencies that contribute to the North Dakota IBR program. When available, only homicide arrest figures for reservations in the state are included in these totals. Tribal law enforcement agencies do not participate in the ND IBR program.

## Annual Comparison of Reported Arrests, 2023-2024

Number of Arrestees	2023	2024	% Change
<b>Crimes Against Persons</b>			
Murder	22	16	-27.3%
Negligent Manslaughter	7	3	-57.1
Kidnapping/Abduction	30	24	-20.0
All Rape*	61	43	-29.5
Criminal Sexual Contact	66	61	-7.6
Incest		1	
Statutory Rape	11	20	81.8
Aggravated Assault	718	645	-10.2
Simple Assault	2,595	2,282	-12.1
Intimidation	569	529	-7.0
Stalking	68	57	-16.2
Commercial Sex Acts		1	100.0
Involuntary Servitude			
<b>Crimes Against Property</b>			
Arson	10	14	40.0
Bribery	2	1	-50.0
Burglary	337	275	-18.4
Counterfeiting/Forgery	118	114	-3.4
Destruction/Damage/Vandalism	489	446	-8.8
Embezzlement	25	29	16.0
Extortion/Blackmail	3		-100.0
False Pretenses	445	424	-4.7
Credit Card/ATM Fraud	11	7	-36.4
Impersonation	30	15	-50.0
Welfare Fraud			
Wire Fraud	1	2	100.0
Identity Theft	67	78	16.4
Hacking / Computer Invasion		2	
Motor Vehicle Theft	262	232	-11.5
Robbery	99	88	-11.1
Stolen Property Offenses	243	216	-11.1
Pocket-picking	7	3	-57.1
Purse-snatching	1	2	100.0
Shoplifting	1,530	1,394	-8.9
Theft From Building	71	76	7.0
Theft From Coin Machine	5		-100.0
Theft From Motor Vehicle	127	140	10.2
Theft of Motor Vehicle Parts	10	10	0.0
All Other Larceny/Theft	612	540	-11.8

**\*All Rape includes Rape, Sodomy, and Sexual Assault with an Object**

**Annual Comparison of Reported Arrests,  
2023-2024  
Continued**

<b>Number of Arrestees</b>	<b>2023</b>	<b>2024</b>	<b>% Change</b>
<b>Crimes Against Society</b>			
Animal Cruelty	23	31	34.8%
Drug/Narcotic Violations	3,928	3,809	-3.0
Drug Equipment Violations	2,537	2,442	-3.7
Betting/Wagering			
Gambling Equipment Violations	2		-100.0
Operating/Promoting Gambling			
Sports Tampering			
Pornography/Obscene Material	39	52	33.3
Prostitution			
Prostitution - Assisting/Promoting		1	
Purchasing Prostitution	1		-100.0
Weapon Law Violations	228	169	-25.9
<b>Group B Offenses</b>			
Curfew/Loitering/Vagrancy	29	25	-13.8%
Disorderly Conduct	1,053	978	-7.1%
Driving Under the Influence	4,329	4,614	6.6%
Family-Non Violent	250	196	-21.6%
Liquor Law Violations	2,225	2,457	10.4%
Trespass	895	1,043	16.5%
All Other Offenses	5,276	6,558	24.3%
<b>Total Arrests</b>	<b>29,467</b>	<b>30,165</b>	<b>2.4</b>



## Juvenile and Adult Arrests, 2024

Number of Arrestees	Juvenile	Adult	Total
<b>Crimes Against Persons</b>			
Murder	1	15	16
Negligent Manslaughter		3	3
Kidnapping/Abduction	1	23	24
All Rape	6	37	43
Criminal Sexual Contact	14	47	61
Incest		1	1
Statutory Rape		20	20
Aggravated Assault	68	577	645
Simple Assault	427	1,855	2,282
Intimidation	84	445	529
Stalking	7	50	57
Commercial Sex Acts		1	1
Involuntary Servitude			
<b>Crimes Against Property</b>			
Arson	5	9	14
Bribery		1	1
Burglary	25	250	275
Counterfeiting/Forgery	2	112	114
Destruction/Damage/Vandalism	118	328	446
Embezzlement		29	29
Extortion/Blackmail			
False Pretenses	10	414	424
Credit Card/ATM Fraud	1	6	7
Impersonation	1	14	15
Welfare Fraud			
Wire Fraud		2	2
Identity Theft		78	78
Hacking / Computer Invasion		2	2
Motor Vehicle Theft	57	175	232
Robbery	8	80	88
Stolen Property Offenses	16	200	216
Pocket-picking		3	3
Purse-snatching		2	2
Shoplifting	152	1,242	1394
Theft From Building	11	65	76
Theft From Coin Machine			
Theft From Motor Vehicle	28	112	140
Theft of Motor Vehicle Parts	1	9	10
All Other Larceny/Theft	44	496	540

**Juvenile and Adult Arrests  
By Offense, 2024  
Continued**

Number of Arrestees	Juvenile	Adult	Total
<b>Crimes Against Society</b>			
Animal Cruelty	1	30	31
Drug/Narcotic Violations	254	3,555	3809
Drug Equipment Violations	110	2,332	2442
Betting/Wagering			
Gambling Equipment Violations			
Operating/Promoting Gambling			
Sports Tampering			
Pornography/Obscene Material	8	44	52
Prostitution			
Prostitution - Assisting/Promoting		1	1
Purchasing Prostitution			
Weapon Law Violations	16	153	169
<b>Group B Offenses</b>			
Curfew/Loitering/Vagrancy	25		25
Disorderly Conduct	258	720	978
Driving Under the Influence	50	4,564	4,614
Family-Non Violent	66	130	196
Liquor Law Violations	397	2,060	2457
Trespass	49	994	1043
All Other Offenses	537	6,021	6558
<b>Total Arrests</b>	<b>2858</b>	<b>27307</b>	<b>30165</b>

## Arrests by Gender, 2024

Number of Arrestees	Female	Male	Total
<b>Crimes Against Persons</b>			
Murder	1	15	16
Negligent Manslaughter	2	1	3
Kidnapping/Abduction	1	23	24
All Rape		43	43
Criminal Sexual Contact	3	58	61
Incest		1	1
Statutory Rape	3	17	20
Aggravated Assault	128	517	645
Simple Assault	859	1,423	2282
Intimidation	96	433	529
Stalking	12	45	57
Commercial Sex Acts		1	1
Involuntary Servitude			
<b>Crimes Against Property</b>			
Arson	1	13	14
Bribery		1	1
Burglary	69	206	275
Counterfeiting/Forgery	26	88	114
Destruction/Damage/Vandalism	112	334	446
Embezzlement	14	15	29
Extortion/Blackmail			
False Pretenses	171	253	424
Credit Card/ATM Fraud	2	5	7
Impersonation	3	12	15
Welfare Fraud			
Wire Fraud	1	1	2
Identity Theft	28	50	78
Hacking / Computer Invasion		2	2
Motor Vehicle Theft	53	179	232
Robbery	21	67	88
Stolen Property Offenses	50	166	216
Pocket-picking	1	2	3
Purse-snatching	2		2
Shoplifting	631	763	1394
Theft From Building	22	54	76
Theft From Coin Machine			
Theft From Motor Vehicle	21	119	140
Theft of Motor Vehicle Parts	4	6	10
All Other Larceny/Theft	172	368	540

## Arrests by Gender, 2024

### Continued

Number of Arrestees	Female	Male	Total
<b>Crimes Against Society</b>			
Animal Cruelty	16	15	31
Drug/Narcotic Violations	1,286	2,523	3,809
Drug Equipment Violations	938	1,504	2442
Betting/Wagering			
Gambling Equipment Violations			
Operating/Promoting Gambling			
Sports Tampering			
Pornography/Obscene Material	7	45	52
Prostitution			
Prostitution - Assisting/Promoting		1	1
Purchasing Prostitution			
Weapon Law Violations	9	160	169
<b>Group B Offenses</b>			
Curfew/Loitering/Vagrancy	8	17	25
Disorderly Conduct	286	692	978
Driving Under the Influence	1,109	3,505	4,614
Family-Non Violent	116	80	196
Liquor Law Violations	802	1,655	2457
Trespass	287	756	1043
All Other Offenses	1,894	4,664	6,558
<b>Total Arrests</b>	<b>9,267</b>	<b>20,898</b>	<b>30,165</b>

## Arrests by Race, 2024

Number of Arrestees	White	African American	Amer. Indian/ Alaskan Native	Asian/ Pacific Islander	Native Hawaiian	Unk	Total
<b>Crimes Against Persons</b>							
Murder	8	5	2	1			16
Negligent Manslaughter	3						3
Kidnapping/Abduction	17	4	2			1	24
All Rape	22	15	2	2		2	43
Criminal Sexual Contact	35	12	12			2	61
Incest	1						1
Statutory Rape	13	4	2			1	20
Aggravated Assault	375	110	128	6	4	22	645
Simple Assault	1,413	371	413	23	5	57	2,282
Intimidation	361	85	65	6		12	529
Stalking	46	8	1			2	57
Commercial Sex Acts	1						1
Involuntary Servitude							
<b>Crimes Against Property</b>							
Arson	8	4	2				14
Bribery	1						1
Burglary	177	35	58	1		4	275
Counterfeiting/Forgery	91	15	6	1		1	114
Destruction/Damage/Vandalism	306	61	69	3		7	446
Embezzlement	21	5	2			1	29
Extortion/Blackmail							
False Pretenses	244	75	89	2	1	13	424
Credit Card/ATM Fraud	6	1					7
Impersonation	10	5					15
Welfare Fraud							
Wire Fraud	2						2
Identity Theft	45	12	16			5	78
Hacking / Computer Invasion		1				1	2
Motor Vehicle Theft	143	33	51	3		2	232
Robbery	41	28	19				88
Stolen Property Offenses	130	27	58			1	216
Pocket-picking	1	1	1				3
Purse-snatching	1		1				2
Shoplifting	919	165	286	10		14	1394
Theft From Building	53	13	10				76
Theft From Coin Machine							

## Arrests by Race, 2024 Continued

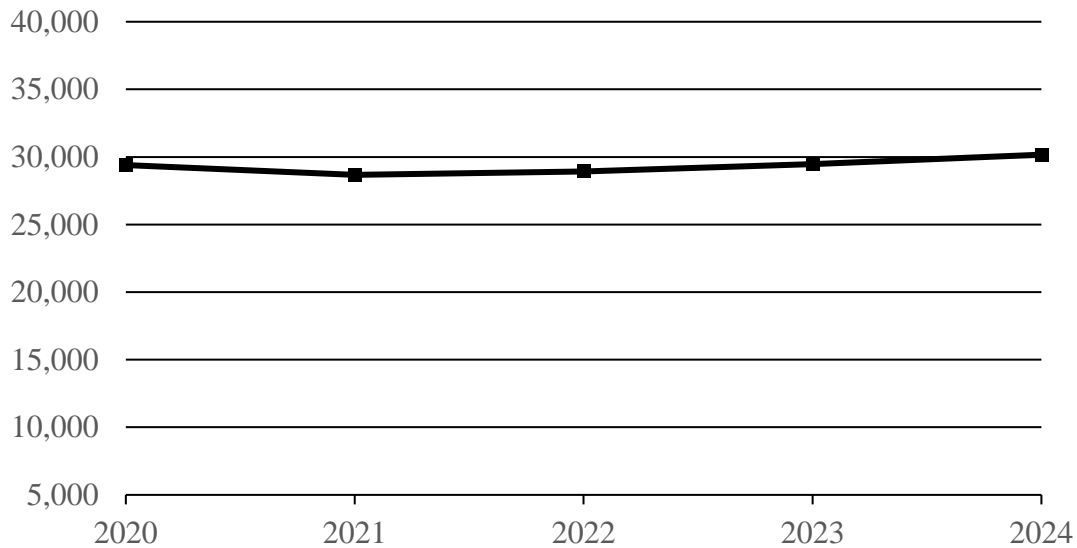
Number of Arrestees	White	African American	Amer. Indian/ Alaskan Native	Asian/ Pacific Islander	Native Hawaiian	Unk	Total
<b>Crimes Against Property – cont.</b>							
Theft From Motor Vehicle	79	26	31	1	1	2	140
Theft of Motor Vehicle Parts	8		2				10
All Other Larceny/Theft	336	75	102	6		21	540
<b>Crimes Against Society</b>							
Animal Cruelty	24	3	1			3	31
Drug/Narcotic Violations	2,372	589	741	10	3	94	3,809
Drug Equipment Violations	1,494	273	618	11	4	42	2,442
Betting/Wagering							
Gambling Equipment Violations							
Operating/Promoting Gambling							
Sports Tampering							
Pornography/Obscene Material	42	3	4	1		2	52
Prostitution							
Prostitution - Assisting/Promoting	1						1
Purchasing Prostitution							
Weapon Law Violations	109	39	16			5	169
<b>Group B Offenses</b>							
Curfew/Loitering/Vagrancy	23		2				25
Disorderly Conduct	617	135	186	8	4	28	978
Driving Under the Influence	3,634	344	419	35	2	180	4,614
Family-Non Violent	123	24	45	2		2	196
Liquor Law Violations	1,632	170	570	20	1	64	2,457
Trespass	584	189	259	6	1	4	1,043
All Other Offenses	4,499	708	1,140	46	11	154	6,558
<b>Total Arrests</b>	<b>20071</b>	<b>3673</b>	<b>5431</b>	<b>204</b>	<b>37</b>	<b>749</b>	<b>30165</b>

# Arrests 2020-2024

## Arrest Summary 2020-2024

Year	Population	Arrest Total	% Change from Previous Year	Rate per 100,000 Pop.
2020	765,309	29,407	-9.5%	3842.5
2021	774,948	28,672	-2.5	3699.9
2022	779,261	28,915	0.9	3710.6
2023	783,926	29,467	1.9	3759.0
2024	796,568	30,165	2.4	3786.8

## Arrest Totals, 2020-2024



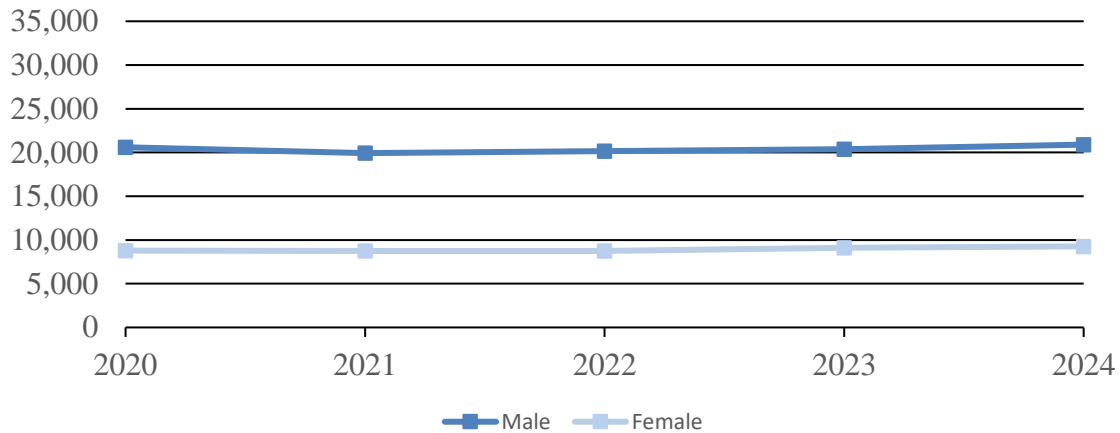
## Arrests By Age Group 2020-2024

Age Group	2020	2021	2022	2023	2024
Under 10	6	4	11	6	7
10 - 17	3,402	4,053	4,235	3,804	2,851
18 - 24	6,751	5,957	5,771	5,926	6,176
25 - 34	9,482	8,628	8,471	8,426	8,603
35 - 44	5,612	5,767	6,047	6,472	7,271
45 - 54	2,537	2,571	2,595	2,930	3,202
55 - 64	1,305	1,352	1,406	1,468	1,584
65 and over	312	340	378	435	471

### Arrests By Gender, 2020-2024

Year	Male	% of Total	Female	% of Total	Total
2020	20,614	70.1%	8,793	29.9%	29,407
2021	19,928	69.5	8,744	30.5	28,672
2022	20,159	69.7	8,756	30.3	28,915
2023	20,371	69.1	9,096	30.9	29,467
2024	20,898	69.3	9,267	30.7	30,165

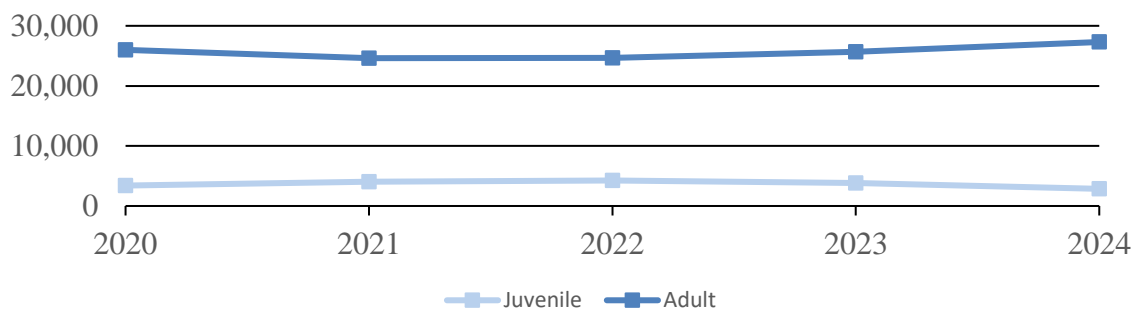
### Arrests By Gender, 2020-2024



### Juvenile and Adult Arrests 2020-2024

Year	Juvenile	Percent of Total	Adult	Percent of Total	Total
2020	3,408	11.6%	25,999	88.4%	29,407
2021	4,057	14.1	24,615	85.9	28,672
2022	4,246	14.7	24,669	85.3	28,915
2023	3,810	12.9	25,657	87.1	29,467
2024	2,858	9.5	27,307	90.5	30,165

### Juvenile and Adult Arrests 2020-2024





## Arrests by Offense, 2020-2024

Number of Arrestees	2020	2021	2022	2023	2024
<b>Crimes Against Persons</b>					
Murder	29	15	19	22	16
Negligent Manslaughter	4	4	7	7	3
Kidnapping/Abduction	25	24	29	30	24
Rape	48	51	42	61	43
Criminal Sexual Contact	60	66	70	66	61
Incest	2		2		1
Statutory Rape	21	21	27	11	20
Aggravated Assault	644	638	680	718	645
Simple Assault	2,243	2,439	2,530	2,595	2,282
Intimidation	483	507	523	569	529
Stalking	32	49	47	68	57
Commercial Sex Acts					1
Involuntary Servitude					
<b>Crimes Against Property</b>					
Arson	18	34	38	10	14
Bribery			2	2	1
Burglary	341	323	357	337	275
Counterfeiting/Forgery	165	109	115	118	114
Destruction/Damage/Vandalism	478	513	485	489	446
Embezzlement	36	28	34	25	29
Extortion/Blackmail	6	1	5	3	
False Pretenses	370	412	410	445	424
Credit Card/ATM Fraud	18	11	15	11	7
Impersonation	80	41	37	30	15
Welfare Fraud		1			
Wire Fraud	2	2	2	1	2
Identity Theft	58	80	70	67	78
Hacking / Computer Invasion		1			2
Motor Vehicle Theft	282	226	278	262	232
Robbery	63	54	81	99	88
Stolen Property Offenses	339	344	272	243	216
Pocket-picking	1	5	3	7	3
Purse-snatching		1		1	2
Shoplifting	1,382	1,047	1,392	1,530	1,394
Theft From Building	83	66	99	71	76
Theft From Coin Machine		1	2	5	
Theft From Motor Vehicle	139	154	156	127	140
Theft of Motor Vehicle Parts	6	7	3	10	10
All Other Larceny/Theft	629	618	740	612	540

## Arrests by Offense, 2020-2024

### Continued

Number of Arrestees	2020	2021	2022	2023	2024
<b>Crimes Against Society</b>					
Animal Cruelty	10	23	27	23	31
Drug/Narcotic Violations	4,262	4,201	3,721	3,928	3,809
Drug Equipment Violations	2,328	2,200	2,259	2,537	2,442
Betting/Wagering					
Gambling Equipment Violations				2	
Operating/Promoting Gambling		2			
Sports Tampering					
Pornography/Obscene Material	31	45	63	39	52
Prostitution	4	2	1		
Prostitution - Assisting/Promoting	7	1	2		1
Purchasing Prostitution	3	3		1	
Weapon Law Violations	280	251	253	228	169
<b>Group B Offenses</b>					
Bad Checks*	20	13			
Curfew/Loitering/Vagrancy	174	79	103	29	25
Disorderly Conduct	1,139	1,312	1,275	1,053	978
Driving Under the Influence	4,175	4,040	4,215	4,329	4,614
Family-Non Violent	328	332	314	250	196
Liquor Law Violations	2,615	2,088	2,187	2,225	2,457
Peeping Tom*		2			
Trespass	950	910	839	895	1,043
All Other Offenses	4,994	5,275	5,084	5,276	6,558
<b>Total Arrests</b>	<b>29,407</b>	<b>28,672</b>	<b>28,915</b>	<b>29,467</b>	

\*Offenses no longer reported as of 2022.

## Juvenile Arrests by Offense, 2020-2024

Number of Arrestees	2020	2021	2022	2023	2024
<b>Crimes Against Persons</b>					
Murder			1	6	1
Negligent Manslaughter		1			
Kidnapping/Abduction	1	1		2	1
Rape	12	14	12	13	6
Criminal Sexual Contact	21	22	24	19	14
Incest					
Statutory Rape	5	2	4	2	
Aggravated Assault	45	52	66	65	68
Simple Assault	333	502	613	650	427
Intimidation	75	122	91	105	84
Stalking	4	2	9	8	7
Commercial Sex Acts					
Involuntary Servitude					
<b>Crimes Against Property</b>					
Arson	4	4	10	2	5
Bribery					
Burglary	49	42	48	52	25
Counterfeiting/Forgery	8		7	2	2
Destruction/Damage/Vandalism	155	194	162	159	118
Embezzlement	3	1	10	2	
Extortion/Blackmail	2	1			
False Pretenses	21	13	15	27	10
Credit Card/ATM Fraud	2	2	2	1	1
Impersonation	5	5	1	2	1
Welfare Fraud					
Wire Fraud	2				
Identity Theft	1	6	3	5	
Hacking / Computer Invasion					
Motor Vehicle Theft	62	51	68	47	57
Robbery	7	2	17	29	8
Stolen Property Offenses	36	36	29	20	16
Pocket-picking				4	
Purse-snatching				1	
Shoplifting	135	145	229	351	152
Theft From Building	13	14	22	9	11
Theft From Coin Machine				1	
Theft From Motor Vehicle	31	28	27	31	28
Theft of Motor Vehicle Parts	1	1	1	1	1
All Other Larceny/Theft	58	113	148	86	44

**Juvenile Arrests by Offense, 2020-2024**  
**Continued**

Number of Arrestees	2020	2021	2022	2023	2024
<b>Crimes Against Society</b>					
Animal Cruelty		1	2		1
Drug/Narcotic Violations	324	453	458	385	254
Drug Equipment Violations	156	140	186	180	110
Betting/Wagering					
Gambling Equipment Violations					
Operating/Promoting Gambling					
Sports Tampering					
Pornography/Obscene Material	13	24	28	11	8
Prostitution					
Prostitution - Assisting/Promoting			1		
Purchasing Prostitution					
Weapon Law Violations	13	16	25	24	16
<b>Group B Offenses</b>					
Bad Checks					
Curfew/Loitering/Vagrancy	170	79	103	29	25
Disorderly Conduct	429	654	608	376	258
Driving Under the Influence	48	32	38	43	50
Family-Non Violent	230	211	191	135	66
Liquor Law Violations	449	334	321	368	397
Peeping Tom		1			
Trespass	34	61	46	60	49
All Other Offenses	451	675	620	497	537
<b>Total Arrests</b>	<b>3,408</b>	<b>4,057</b>	<b>4,246</b>	<b>3,810</b>	<b>2,858</b>

**Juvenile Arrests**  
**By Gender 2020-2024**

Year	Male	% of Total	Female	% of Total	Total
2020	2,027	59.5%	1,381	40.5%	3,408
2021	2,478	61.7	1,579	38.9	4,057
2022	2,679	63.1	1,567	36.9	4,246
2023	2,289	60.1	1,521	39.9	3,810
2024	1,725	60.4	1,133	39.6	2,858

## Adult Arrests by Offense, 2020-2024

Number of Arrestees	2020	2021	2022	2023	2024
<b>Crimes Against Persons</b>					
Murder	29	15	18	16	15
Negligent Manslaughter	4	3	7	7	3
Kidnapping/Abduction	24	23	29	28	23
Rape	36	37	30	48	37
Criminal Sexual Contact	39	44	46	47	47
Incest	2		2		1
Statutory Rape	16	19	23	9	20
Aggravated Assault	599	586	614	653	577
Simple Assault	1,910	1,937	1,917	1,945	1,855
Intimidation	408	385	432	464	445
Stalking	28	47	38	60	50
Commercial Sex Acts					1
Involuntary Servitude					
<b>Crimes Against Property</b>					
Arson	14	30	28	8	9
Bribery			2	2	1
Burglary	292	281	309	285	250
Counterfeiting/Forgery	157	109	108	116	112
Destruction/Damage/Vandalism	323	319	323	330	328
Embezzlement	33	27	24	23	29
Extortion/Blackmail	4		5	3	
False Pretenses	349	399	395	418	414
Credit Card/ATM Fraud	16	9	13	10	6
Impersonation	75	36	36	28	14
Welfare Fraud		1			
Wire Fraud		2	2	1	2
Identity Theft	57	74	67	62	78
Hacking/Computer Invasion		1			2
Motor Vehicle Theft	220	175	210	215	175
Robbery	56	52	64	70	80
Stolen Property Offenses	303	308	243	223	200
Pocket-picking	1	5	3	3	3
Purse-snatching		1			2
Shoplifting	1,247	902	1,163	1,179	1,242
Theft From Building	70	52	77	62	65
Theft From Coin Machine		1	2	4	
Theft From Motor Vehicle	108	126	129	96	112
Theft of Motor Vehicle Parts	5	6	2	9	9
All Other Larceny/Theft	571	505	592	526	496

**Adult Arrests by Offense, 2020-2024**  
**Continued**

Number of Arrestees	2020	2021	2022	2023	2024
<b>Crimes Against Society</b>					
Animal Cruelty	10	22	25	23	30
Drug/Narcotic Violations	3,938	3,748	3,263	3,543	3,555
Drug Equipment Violations	2,172	2,060	2,073	2,357	2,332
Betting/Wagering					
Gambling Equipment Violations				2	
Operating/Promoting Gambling		2			
Sports Tampering					
Pornography/Obscene Material	18	21	35	28	44
Prostitution	4	2	1		
Prostitution - Assisting/Promoting	7	1	1		1
Purchasing Prostitution	3	3		1	
Weapon Law Violations	267	235	228	204	153
<b>Group B Offenses</b>					
Bad Checks	20	13			
Curfew/Loitering/Vagrancy	4				0
Disorderly Conduct	710	658	667	677	720
Driving Under the Influence	4,127	4,008	4,177	4,286	4,564
Family-Non Violent	98	121	123	115	130
Liquor Law Violations	2,166	1,754	1,866	1,857	2,060
Peeping Tom		1			
Trespass	916	849	793	835	994
All Other Offenses	4,543	4,600	4,464	4,779	6,021
<b>Total Arrests</b>	<b>25,999</b>	<b>24,615</b>	<b>24,669</b>	<b>25,657</b>	<b>27,307</b>

**Adult Arrests**  
**By Gender, 2020-2024**

Year	Male	% of Total	Female	% of Total	Total
2020	18,587	71.5%	7,412	28.5%	25,999
2021	17,450	70.9	7,165	29.1	24,615
2022	17,480	70.9	7,189	29.1	24,669
2023	18,082	70.5	7,575	29.5	25,657
2024	19,173	70.2	8,134	29.8	27,307

# Drug/Narcotics Violation Analysis

Drug/Narcotic Violations offenses decreased by 6.0 percent from a total of 5,975 in 2023 to 5,616 in 2024.

Marijuana accounted for over 45 percent of the drug types for 2024.

Drug/Narcotic Violations arrests decreased by 3.0 percent from a total of 3,928 in 2023 to 3,809 in 2024. The arrest totals shown should not be interpreted as the number of individuals arrested for drug offenses because it is possible that some individuals may have been arrested on more than one occasion for this offense.

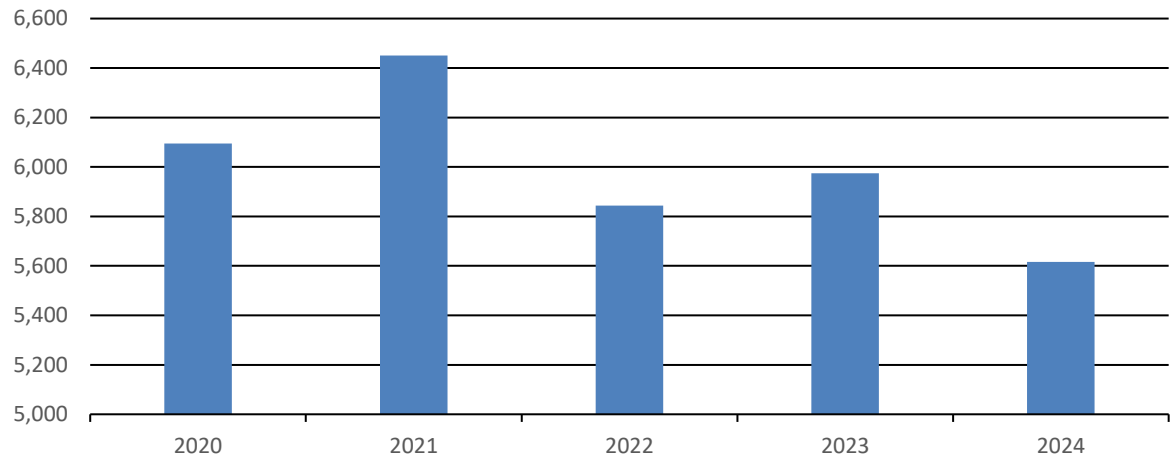
More than 66 percent of drug arrests in 2024 were arrests of males.

Juveniles (persons under the age of 18) comprised 6.7 percent of the total in 2024.

**Drug/Narcotic Violations  
Offense Totals 2020-2024**

Year	Total	% Change from Previous Year
2020	6,095	-5.4%
2021	6,451	5.8
2022	5,844	-9.4
2023	5,975	2.2
2024	5,616	-6.0

**Drug/Narcotic Violations  
Offense Totals 2020-2024**



**Drug Types Seized in  
Drug/Narcotic Violations\*  
2020-2024**

Drug Type	2020	2021	2022	2023	2024
Hashish	137	198	116	82	113
Marijuana	3,391	3,463	3,206	3,202	2,933
Crack Cocaine	15	15	31	14	18
Cocaine	116	99	123	129	179
Heroin	355	296	93	56	40
Morphine	11	11	2	8	8
Opium	25	85	118	120	85
Other Narcotics	274	291	347	476	477
Barbiturates	11	16	10	3	7
Other Depressants	109	149	128	143	139
Amphetamines/Methamphetamines	2,215	2,410	1,880	1,924	1,931
Other Stimulants	43	60	44	53	41
LSD	38	29	13	9	9
PCP		1	1	2	2
Other Hallucinogens	109	124	53	107	105
Other Drugs	271	345	473	441	328
Unknown Type Drug	143	180	129	72	78

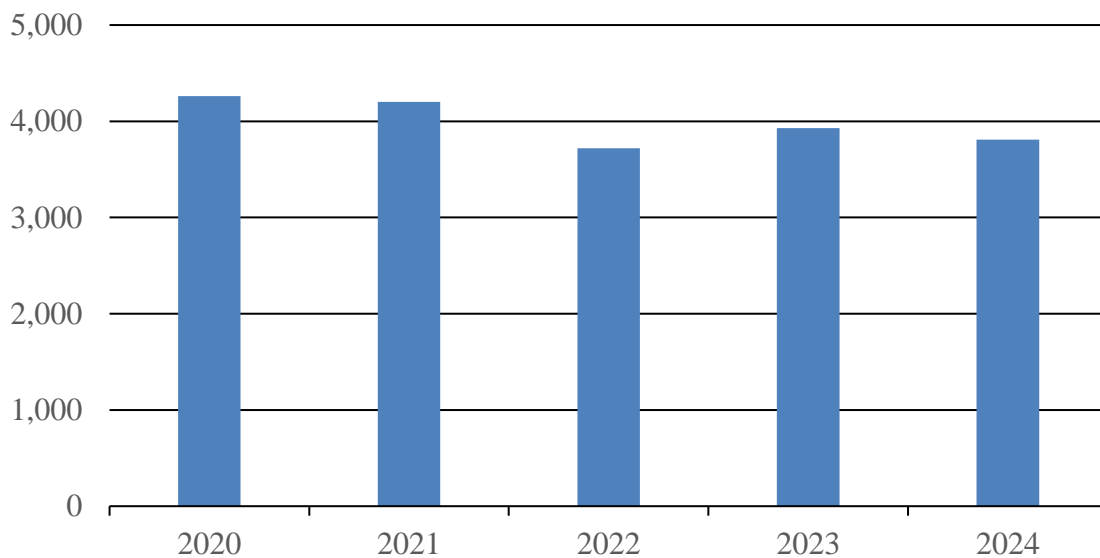
\*Up to 3 drug types may be selected for each incident.



**Arrests for Drug/Narcotic Violations Offense  
2020-2024**

Year	Total	% Change from Previous Year
2020	4,262	-14.9%
2021	4,201	-1.4
2022	3,721	-11.4
2023	3,928	5.6
2024	3,809	-3.0

**Arrests for Drug/Narcotic Violations Offense  
2020-2024**



**Drug/Narcotic Violations Arrests  
By Gender, 2020-2024**

Year	Male	Percent of Total	Female	Percent of Total	Total
2020	2,938	68.9%	1,324	31.1%	4,262
2021	2,890	68.8	1,311	31.2	4,201
2022	2,496	67.1	1,225	32.9	3,721
2023	2,648	67.4	1,280	32.6	3,928
2024	2,523	66.2	1,286	33.8	3,809

**Drug/Narcotic Violations Arrests  
By Age Category, 2020-2024**

Year	Juvenile	Percent of Total	Adult	Percent of Total	Total
2020	324	7.6%	3,938	92.4%	4,262
2021	453	10.8	3,748	89.2	4,201
2022	458	12.3	3,263	87.7	3,721
2023	385	9.8	3,543	90.2	3,928
2024	254	6.7	3,555	93.3	3,809

**Drug/Narcotic Violations Arrests  
By Age Group, 2020-2024**

Age Group	2020	2021	2022	2023	2024
10 - 17	324	453	458	385	254
18 - 24	1,164	965	789	834	780
25 - 34	1,475	1,369	1,148	1,173	1,138
35 - 44	806	861	791	918	962
45 - 54	326	353	341	400	421
55 - 64	147	167	160	183	209
65 and over	20	33	34	35	44

# DUI Analysis

---

Reported DUI arrests increased 6.6 percent from 4,329 in 2023 to 4,614 in 2024. The arrest totals should not be interpreted as the number of individuals arrested for DUI offenses because it is possible that some individuals may have been arrested on more than one occasion.

Over seventy-five percent of the DUI arrests in 2024 were arrests of males.

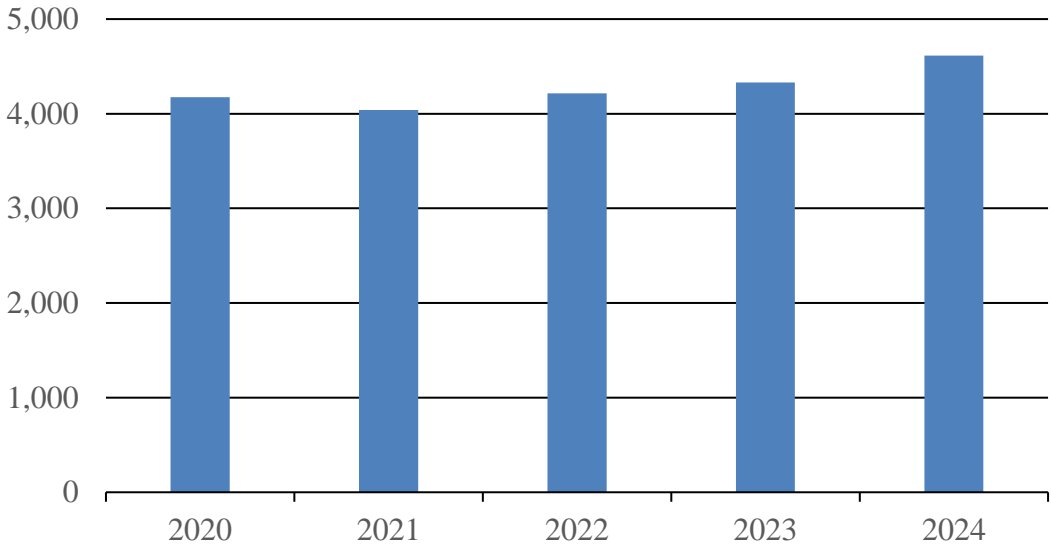
Juveniles, persons under the age of 18, made up 1.1 percent of the total in 2024.

---

DUI Arrests  
2020-2024

Year	DUI Arrests Reported	Percent Change from Previous Year
2020	4,175	-13.5%
2021	4,040	-3.2
2022	4,215	4.3
2023	4,329	2.7
2024	4,614	6.6

DUI Arrests  
2020-2024



**DUI Arrests  
By Gender, 2020-2024**

Year	Male	Percent of Total	Female	Percent of Total	Total
2020	3,148	75.4%	1,027	24.6%	4,175
2021	3,047	75.4	993	24.6	4,040
2022	3,202	76.0	1,013	24.0	4,215
2023	3,267	75.5	1,062	24.5	4,329
2024	3,505	76.0	1,109	24.0	4,614

**DUI Arrests  
By Age Category, 2020-2024**

Year	Juvenile	Percent of Total	Adult	Percent of Total	Total
2020	48	1.1%	4,127	98.9%	4,175
2021	32	0.8	4,008	99.2	4,040
2022	38	0.9	4,177	99.1	4,215
2023	43	1.0	4,286	99.0	4,329
2024	50	1.1	4,564	98.9	4614

**DUI Arrests  
By Age Group, 2020-2024**

Age Group	2020	2021	2022	2023	2024
10 - 17	48	32	38	43	50
18 - 24	916	861	832	809	971
25 - 34	1,435	1,277	1,375	1,418	1,343
35 - 44	890	943	1,001	1,024	1,176
45 - 54	463	503	521	572	562
55 - 64	324	314	340	330	362
65 and over	99	110	108	133	150

## **REPORTING SHERIFF'S OFFICES**

---

# Adams County Sheriff's Office – 2024

2024 Population Estimate			2,183	Offenses (*)		Arrests (**)		
Offense Overview			Group A Offenses		Reported	Cleared	Adult	Juvenile
Offense Total			9	Crimes Against Persons (***)				
Number Cleared			4	Murder and Nonnegligent Manslaughter		0	0	
Percent Cleared			44.44%	Negligent Manslaughter		0	0	
Group A Crimes per 100,000 population			412.3	Aggravated Assault		1	1	
				Simple Assault		3	2	
				Intimidation		1	1	
				Stalking		1	0	
Arrest Overview				All Rape		0	0	
Total Arrests			12	Criminal Sexual Contact		0	0	
Adult Arrests			12	Incest		0	0	
Juvenile Arrests			0	Statutory Rape		0	0	
Unknown Age			0	Commercial Sex Acts		0	0	
Arrests per 100,000 population			549.7	Involuntary Servitude		0	0	
				Kidnapping/Abduction		0	0	
				Crimes Against Property				
Average number offenses/incident			1.00	Arson		0	0	
				Bribery		0	0	
Domestic Incident Victims				Burglary/Breaking & Entering		0	0	
Offense		Reported	Cleared	Counterfeiting/Forgery		1	0	
Murder and Nonnegligent Manslaughter		0	0	Destruction/Damage/Vandalism of Property		0	0	
Aggravated Assault		1	1	Embezzlement		0	0	
Simple Assault		1	1	Extortion/Blackmail		0	0	
Intimidation		1	1	False Pretenses/Swindle/Confidence Game		0	0	
Stalking		1	0	Credit Card/Automated Teller Machine Fraud		0	0	
All Rape		0	0	Impersonation		0	0	
Criminal Sexual Contact		0	0	Welfare Fraud		0	0	
Incest		0	0	Wire Fraud		0	0	
Statutory Rape		0	0	Identity Theft		0	0	
Kidnapping/Abduction		0	0	Hacking/Computer Invasion		0	0	
Total		4	3	Robbery		0	0	
				Pocket-picking		0	0	
Group B Arrests				Purse-snatching		0	0	
Offense		Adult	Juvenile	Shoplifting		0	0	
Curfew/Loitering/Vagrancy Violations		0	0	Theft From Building		0	0	
Disorderly Conduct		1	0	Theft From Coin Operated Machine or Device		0	0	
Driving Under the Influence		4	0	Theft From Motor Vehicle		0	0	
Family Offenses (Nonviolent)		0	0	Theft of Motor Vehicle Parts/Accessories		0	0	
Liquor Law Violations		2	0	All Other Larceny		1	0	
Trespass of Real Property		0	0	Motor Vehicle Theft		0	0	
All Other Offenses		1	0	Stolen Property Offenses		0	0	
Total Group B		8	0	Crimes Against Society				
				Drug/Narcotic Violations		0	0	
				Drug Equipment Violations		0	0	
(*) Offenses are counted using the FBI Units of Count for Crime (**) The 'Arrests' column shows arrests made during the selected period, regardless of incident date. Arrest counts may be higher than incident counts. (***) Negligent Manslaughter now includes the killing of another person associated with driving under the influence, distracted driving (using a cell or smartphone), and reckless driving fatalities.				Betting/Wagering		0	0	
			Operating/Promoting/Assisting Gambling		0	0		
			Gambling Equipment Violations		0	0		
			Sports Tampering		0	0		
			Pornography/Obscene Material		0	0		
			Prostitution		0	0		
			Assisting or Promoting Prostitution		0	0		
			Purchasing Prostitution		0	0		
			Weapon Law Violations		1	0		
			Animal Cruelty		0	0		
			Total Group A Offenses		9	4		

# Barnes County Sheriff's Office – 2024

2024 Population Estimate		4,292		Offenses (*)		Arrests (**)	
Offense Overview				Reported	Cleared	Adult	Juvenile
Offense Total		54		Group A Offenses			
Number Cleared		42		Crimes Against Persons (***)			
Percent Cleared		77.78%		Murder and Nonnegligent Manslaughter			
Group A Crimes per 100,000 population		1,258.2		Negligent Manslaughter			
Arrest Overview				Aggravated Assault			
Total Arrests		70		Simple Assault			
Adult Arrests		69		Intimidation			
Juvenile Arrests		1		Stalking			
Unknown Age		0		All Rape			
Arrests per 100,000 population		1,630.9		Criminal Sexual Contact			
Average number offenses/incident		1.46		Incest			
Domestic Incident Victims				Statutory Rape			
Offense		Reported	Cleared	Commercial Sex Acts			
Murder and Nonnegligent Manslaughter		0	0	Involuntary Servitude			
Aggravated Assault		0	0	Kidnapping/Abduction			
Simple Assault		2	2	Crimes Against Property			
Intimidation		0	0	Arson			
Stalking		0	0	Bribery			
All Rape		0	0	Burglary/Breaking & Entering			
Criminal Sexual Contact		0	0	Counterfeiting/Forgery			
Incest		0	0	Destruction/Damage/Vandalism of Property			
Statutory Rape		0	0	Embezzlement			
Kidnapping/Abduction		0	0	Extortion/Blackmail			
Total		2	2	False Pretenses/Swindle/Confidence Game			
Group B Arrests				Credit Card/Automated Teller Machine Fraud			
Offense		Adult	Juvenile	Impersonation			
Curfew/Loitering/Vagrancy Violations		0	0	Welfare Fraud			
Disorderly Conduct		0	0	Wire Fraud			
Driving Under the Influence		3	1	Identity Theft			
Drunkenness		0	0	Hacking/Computer Invasion			
Family Offenses (Nonviolent)		0	0	Robbery			
Liquor Law Violations		3	0	Pocket-picking			
Trespass of Real Property		0	0	Purse-snatching			
All Other Offenses		40	0	Shoplifting			
Total Group B		46	1	Theft From Building			
				Theft From Coin Operated Machine or Device			
				Theft From Motor Vehicle			
				Theft of Motor Vehicle Parts/Accessories			
				All Other Larceny			
				Motor Vehicle Theft			
				Stolen Property Offenses			
				Crimes Against Society			
				Drug/Narcotic Violations			
				Drug Equipment Violations			
				Betting/Wagering			
				Operating/Promoting/Assisting Gambling			
				Gambling Equipment Violations			
				Sports Tampering			
				Pornography/Obscene Material			
				Prostitution			
				Assisting or Promoting Prostitution			
				Purchasing Prostitution			
				Weapon Law Violations			
				Animal Cruelty			
				Total Group A Offenses			

(\*) Offenses are counted using the FBI Units of Count for Crime  
 (\*\*) The 'Arrests' column shows arrests made during the selected period, regardless of incident date. Arrest counts may be higher than incident counts.  
 (\*\*\*) Negligent Manslaughter now includes the killing of another person associated with driving under the influence, distracted driving (using a cell or smartphone), and reckless driving fatalities.

# Benson County Sheriff's Office – 2024

2024 Population Estimate			5,762	Offenses (*)		Arrests (**)						
				Reported	Cleared	Adult	Juvenile					
Offense Overview			Crimes Against Persons (***)									
Offense Total	85	Murder and Nonnegligent Manslaughter			0	0	0	0				
Number Cleared	55	Negligent Manslaughter			0	0	0	0				
Percent Cleared	64.71%	Aggravated Assault			1	1	1	0				
Group A Crimes per 100,000 population	1,475.2	Simple Assault			12	8	6	0				
		Intimidation			5	3	1	0				
		Stalking			0	0	0	0				
		All Rape			3	3	0	0				
		Criminal Sexual Contact			0	0	2	0				
Arrest Overview												
Total Arrests	121	Incest			0	0	0	0				
Adult Arrests	121	Statutory Rape			0	0	0	0				
Juvenile Arrests	0	Commercial Sex Acts			0	0	0	0				
Unknown Age	0	Involuntary Servitude			0	0	0	0				
Arrests per 100,000 population	2,100.0	Kidnapping/Abduction			0	0	0	0				
Average number offenses/incident			1.49	Crimes Against Property								
Domestic Incident Victims					0	0	0	0				
Offense	Reported	Cleared	Bribery					0	0	0	0	
Murder and Nonnegligent Manslaughter	0	0	Burglary/Breaking & Entering					2	0	0	0	
Aggravated Assault	1	1	Counterfeiting/Forgery					0	0	0	0	
Simple Assault	6	5	Destruction/Damage/Vandalism of Property					2	0	0	0	
Intimidation	1	1	Embezzlement					0	0	0	0	
Stalking	0	0	Extortion/Blackmail					0	0	0	0	
All Rape	1	1	False Pretenses/Swindle/Confidence Game					0	0	0	0	
Criminal Sexual Contact	0	0	Credit Card/Automated Teller Machine Fraud					0	0	0	0	
Incest	0	0	Impersonation					0	0	0	0	
Statutory Rape	0	0	Welfare Fraud					0	0	0	0	
Kidnapping/Abduction	0	0	Wire Fraud					0	0	0	0	
Total	9	8	Identity Theft					0	0	0	0	
Group B Arrests					0	0	0	0	0	0		
Offense	Adult	Juvenile	Hacking/Computer Invasion					0	0	0	0	
Curfew/Loitering/Vagrancy Violations	0	0	Robbery					0	0	0	0	
Disorderly Conduct	6	0	Pocket-picking					0	0	0	0	
Driving Under the Influence	22	0	Purse-snatching					0	0	0	0	
Drunkenness	0	0	Shoplifting					0	0	0	0	
Family Offenses (Nonviolent)	0	0	Theft From Building					0	0	0	0	
Liquor Law Violations	0	0	Theft From Coin Operated Machine or Device					0	0	0	0	
Trespass of Real Property	1	0	Theft From Motor Vehicle					0	0	0	0	
All Other Offenses	52	0	Theft of Motor Vehicle Parts/Accessories					0	0	0	0	
Total Group B	81	0	All Other Larceny					4	1	1	0	
(*) Offenses are counted using the FBI Units of Count for Crime (**) The 'Arrests' column shows arrests made during the selected period, regardless of incident date. Arrest counts may be higher than incident counts. (***) Negligent Manslaughter now includes the killing of another person associated with driving under the influence, distracted driving (using a cell or smartphone), and reckless driving fatalities.			Motor Vehicle Theft					1	1	0	0	
			Stolen Property Offenses					2	0	0	0	
			Crimes Against Society									
			Drug/Narcotic Violations					25	21	27	0	
			Drug Equipment Violations					21	14	1	0	
			Betting/Wagering					0	0	0	0	
			Operating/Promoting/Assisting Gambling					0	0	0	0	
			Gambling Equipment Violations					0	0	0	0	
			Sports Tampering					0	0	0	0	
			Pornography/Obscene Material					0	0	0	0	
			Prostitution					0	0	0	0	
			Assisting or Promoting Prostitution					0	0	0	0	
			Purchasing Prostitution					0	0	0	0	
			Weapon Law Violations					6	3	1	0	
			Animal Cruelty					1	0	0	0	
			Total Group A Offenses					85	55	40		



# Billings County Sheriff's Office – 2024

2024 Population Estimate	913			Offenses (*)		Arrests (**)	
Offense Overview		Group A Offenses		Reported	Cleared	Adult	Juvenile
		Crimes Against Persons (***)					
Offense Total	5	Murder and Nonnegligent Manslaughter		0	0	0	0
Number Cleared	0	Negligent Manslaughter		0	0	0	0
Percent Cleared	0.00%	Aggravated Assault		0	0	0	0
Group A Crimes per 100,000 population	547.6	Simple Assault		1	0	0	0
		Intimidation		0	0	0	0
		Stalking		0	0	0	0
		All Rape		0	0	0	0
Arrest Overview		Criminal Sexual Contact		0	0	0	0
Total Arrests	4	Incest		0	0	0	0
Adult Arrests	4	Statutory Rape		0	0	0	0
Juvenile Arrests	0	Commercial Sex Acts		0	0	0	0
Unknown Age	0	Involuntary Servitude		0	0	0	0
Arrests per 100,000 population	438.1	Kidnapping/Abduction		0	0	0	0
		Crimes Against Property					
Average number offenses/incident	1.00	Arson		0	0	0	0
		Bribery		0	0	0	0
Domestic Incident Victims		Burglary/Breaking & Entering		0	0	0	0
Offense	Reported	Cleared	Counterfeiting/Forgery		0	0	0
Murder and Nonnegligent Manslaughter	0	0	Destruction/Damage/Vandalism of Property		0	0	0
Aggravated Assault	0	0	Embezzlement		0	0	0
Simple Assault	1	0	Extortion/Blackmail		0	0	0
Intimidation	0	0	False Pretenses/Swindle/Confidence Game		0	0	0
Stalking	0	0	Credit Card/Automated Teller Machine Fraud		0	0	0
All Rape	0	0	Impersonation		0	0	0
Criminal Sexual Contact	0	0	Welfare Fraud		0	0	0
Incest	0	0	Wire Fraud		0	0	0
Statutory Rape	0	0	Identity Theft		0	0	0
Kidnapping/Abduction	0	0	Hacking/Computer Invasion		0	0	0
Total	1	0	Robbery		0	0	0
			Pocket-picking		0	0	0
Group B Arrests			Purse-snatching		0	0	0
Offense	Adult	Juvenile	Shoplifting		0	0	0
Curfew/Loitering/Vagrancy Violations	0	0	Theft From Building		1	0	0
Disorderly Conduct	0	0	Theft From Coin Operated Machine or Device		0	0	0
Driving Under the Influence	3	0	Theft From Motor Vehicle		0	0	0
Drunkenness	0	0	Theft of Motor Vehicle Parts/Accessories		0	0	0
Family Offenses (Nonviolent)	0	0	All Other Larceny		1	0	0
Liquor Law Violations	1	0	Motor Vehicle Theft		0	0	0
Trespass of Real Property	0	0	Stolen Property Offenses		1	0	0
All Other Offenses	0	0	Crimes Against Society				
Total Group B	4	0	Drug/Narcotic Violations		1	0	0
			Drug Equipment Violations		0	0	0
			Betting/Wagering		0	0	0
			Operating/Promoting/Assisting Gambling		0	0	0
			Gambling Equipment Violations		0	0	0
			Sports Tampering		0	0	0
			Pornography/Obscene Material		0	0	0
			Prostitution		0	0	0
			Assisting or Promoting Prostitution		0	0	0
			Purchasing Prostitution		0	0	0
			Weapon Law Violations		0	0	0
			Animal Cruelty		0	0	0
			Total Group A Offenses		5	0	0

(\*) Offenses are counted using the FBI Units of Count for Crime  
 (\*\*) The 'Arrests' column shows arrests made during the selected period, regardless of incident date. Arrest counts may be higher than incident counts.  
 (\*\*\*) Negligent Manslaughter now includes the killing of another person associated with driving under the influence, distracted driving (using a cell or smartphone), and reckless driving fatalities.

# Bottineau County Sheriff's Office – 2024

2024 Population Estimate			6,424	Offenses (*)		Arrests (**)	
				Reported	Cleared	Adult	Juvenile
Offense Overview				Crimes Against Persons (***)			
Offense Total	107		Murder and Nonnegligent Manslaughter	0	0	0	0
Number Cleared	28		Negligent Manslaughter	0	0	0	0
Percent Cleared	26.17%		Aggravated Assault	1	1	1	0
Group A Crimes per 100,000 population	1,665.6		Simple Assault	14	7	7	0
			Intimidation	6	6	2	0
			Stalking	0	0	0	0
			All Rape	1	0	0	0
Arrest Overview							
Total Arrests	47		Criminal Sexual Contact	4	2	0	0
Adult Arrests	47		Incest	0	0	0	0
Juvenile Arrests	0		Statutory Rape	0	0	0	0
Unknown Age	0		Commercial Sex Acts	0	0	2	0
Arrests per 100,000 population	731.6		Involuntary Servitude	0	0	0	0
			Kidnapping/Abduction	0	0	0	0
			Crimes Against Property				
Average number offenses/incident	1.23		Arson	0	0	0	0
			Bribery	0	0	0	0
			Burglary/Breaking & Entering	2	0	0	0
Domestic Incident Victims				Counterfeiting/Forgery	0	0	0
Offense	Reported	Cleared		0	0	0	0
Murder and Nonnegligent Manslaughter	0	0		Destruction/Damage/Vandalism of Property	5	0	0
Aggravated Assault	0	0		Embezzlement	0	0	0
Simple Assault	4	2		Extortion/Blackmail	0	0	0
Intimidation	0	0		False Pretenses/Swindle/Confidence Game	5	0	0
Stalking	0	0		Credit Card/Automated Teller Machine Fraud	0	0	0
All Rape	0	0		Impersonation	0	0	0
Criminal Sexual Contact	3	1		Welfare Fraud	0	0	0
Incest	0	0		Wire Fraud	1	0	0
Statutory Rape	0	0		Identity Theft	5	0	0
Kidnapping/Abduction	0	0		Hacking/Computer Invasion	0	0	0
Total	7	3		Robbery	0	0	0
				Pocket-picking	0	0	0
				Purse-snatching	0	0	0
Group B Arrests				Shoplifting	22	4	4
Offense	Adult	Juvenile		Theft From Building	1	0	0
Curfew/Loitering/Vagrancy Violations	0	0		Theft From Coin Operated Machine or Device	0	0	0
Disorderly Conduct	1	0		Theft From Motor Vehicle	3	0	0
Driving Under the Influence	17	0		Theft of Motor Vehicle Parts/Accessories	0	0	0
Drunkenness	0	0		All Other Larceny	16	3	3
Family Offenses (Nonviolent)	0	0		Motor Vehicle Theft	4	0	0
Liquor Law Violations	0	0		Stolen Property Offenses	1	0	0
Trespass of Real Property	0	0		Crimes Against Society			
All Other Offenses	7	0		Drug/Narcotic Violations	4	1	1
				Drug Equipment Violations	7	2	1
Total Group B				Betting/Wagering	0	0	0
				Operating/Promoting/Assisting Gambling	0	0	0
				Gambling Equipment Violations	0	0	0
				Sports Tampering	0	0	0
				Pornography/Obscene Material	3	1	0
				Prostitution	0	0	0
				Assisting or Promoting Prostitution	0	0	0
				Purchasing Prostitution	0	0	0
				Weapon Law Violations	2	1	1
				Animal Cruelty	0	0	0
				Total Group A Offenses		107	28
						22	0

(\*) Offenses are counted using the FBI Units of Count for Crime  
 (\*\*) The 'Arrests' column shows arrests made during the selected period, regardless of incident date. Arrest counts may be higher than incident counts.  
 (\*\*\*) Negligent Manslaughter now includes the killing of another person associated with driving under the influence, distracted driving (using a cell or smartphone), and reckless driving fatalities.

# Bowman County Sheriff's Office – 2024

2024 Population Estimate			1,475	Offenses (*)		Arrests (**)		
Offense Overview				Group A Offenses	Reported	Cleared	Adult	Juvenile
				Crimes Against Persons (***)				
Offense Total			6	Murder and Nonnegligent Manslaughter	0	0	0	0
Number Cleared			1	Negligent Manslaughter	0	0	0	0
Percent Cleared			16.67%	Aggravated Assault	0	0	0	0
Group A Crimes per 100,000 population			406.8	Simple Assault	2	0	0	0
				Intimidation	0	0	0	0
				Stalking	0	0	0	0
				All Rape	0	0	0	0
Arrest Overview				Criminal Sexual Contact	0	0	0	0
Total Arrests			1	Incest	0	0	0	0
Adult Arrests			1	Statutory Rape	0	0	0	0
Juvenile Arrests			0	Commercial Sex Acts	0	0	0	0
Unknown Age			0	Involuntary Servitude	0	0	0	0
Arrests per 100,000 population			67.8	Kidnapping/Abduction	0	0	0	0
				Crimes Against Property				
Average number offenses/incident			1.00	Arson	0	0	0	0
				Bribery	0	0	0	0
Domestic Incident Victims				Burglary/Breaking & Entering	0	0	0	0
Offense	Reported	Cleared		Counterfeiting/Forgery	0	0	0	0
Murder and Nonnegligent Manslaughter	0	0		Destruction/Damage/Vandalism of Property	0	0	0	0
Aggravated Assault	0	0		Embezzlement	0	0	0	0
Simple Assault	1	0		Extortion/Blackmail	0	0	0	0
Intimidation	0	0		False Pretenses/Swindle/Confidence Game	1	0	0	0
Stalking	0	0		Credit Card/Automated Teller Machine Fraud	0	0	0	0
All Rape	0	0		Impersonation	0	0	0	0
Criminal Sexual Contact	0	0		Welfare Fraud	0	0	0	0
Incest	0	0		Wire Fraud	1	0	0	0
Statutory Rape	0	0		Identity Theft	0	0	0	0
Kidnapping/Abduction	0	0		Hacking/Computer Invasion	0	0	0	0
Total	1	0		Robbery	0	0	0	0
Group B Arrests				Pocket-picking	0	0	0	0
Offense	Adult	Juvenile		Purse-snatching	0	0	0	0
Curfew/Loitering/Vagrancy Violations	0	0		Shoplifting	0	0	0	0
Disorderly Conduct	0	0		Theft From Building	0	0	0	0
Driving Under the Influence	0	0		Theft From Coin Operated Machine or Device	0	0	0	0
Drunkenness	0	0		Theft From Motor Vehicle	0	0	0	0
Family Offenses (Nonviolent)	0	0		Theft of Motor Vehicle Parts/Accessories	0	0	0	0
Liquor Law Violations	0	0		All Other Larceny	1	0	0	0
Trespass of Real Property	0	0		Motor Vehicle Theft	0	0	0	0
All Other Offenses	0	0		Stolen Property Offenses	0	0	0	0
Total Group B	0	0		Crimes Against Society				
				Drug/Narcotic Violations	0	0	0	0
				Drug Equipment Violations	1	1	1	0
				Betting/Wagering	0	0	0	0
				Operating/Promoting/Assisting Gambling	0	0	0	0
				Gambling Equipment Violations	0	0	0	0
				Sports Tampering	0	0	0	0
				Pornography/Obscene Material	0	0	0	0
				Prostitution	0	0	0	0
				Assisting or Promoting Prostitution	0	0	0	0
				Purchasing Prostitution	0	0	0	0
				Weapon Law Violations	0	0	0	0
				Animal Cruelty	0	0	0	0
				Total Group A Offenses	6	1	1	0
				(*) Offenses are counted using the FBI Units of Count for Crime				
				(**) The 'Arrests' column shows arrests made during the selected period, regardless of incident date. Arrest counts may be higher than incident counts.				
				(***) Negligent Manslaughter now includes the killing of another person associated with driving under the influence, distracted driving (using a cell or smartphone), and reckless driving fatalities.				

(\*) Offenses are counted using the FBI Units of Count for Crime  
 (\*\*) The 'Arrests' column shows arrests made during the selected period, regardless of incident date. Arrest counts may be higher than incident counts.  
 (\*\*\*) Negligent Manslaughter now includes the killing of another person associated with driving under the influence, distracted driving (using a cell or smartphone), and reckless driving fatalities.

# Burke County Sheriff's Office - 2024

2024 Population Estimate			1,772	Offenses (*)		Arrests (**)		
Offense Overview			Group A Offenses		Reported	Cleared	Adult	Juvenile
			Crimes Against Persons (***)					
Offense Total		42	Murder and Nonnegligent Manslaughter		0	0	0	0
Number Cleared		28	Negligent Manslaughter		0	0	0	0
Percent Cleared		66.67%	Aggravated Assault		2	1	1	0
Group A Crimes per 100,000 population		2,370.2	Simple Assault		6	2	2	0
			Intimidation		0	0	0	0
			Stalking		0	0	0	0
			All Rape		0	0	0	0
Arrest Overview			Criminal Sexual Contact		0	0	0	0
			Incest		0	0	0	0
Total Arrests		37	Statutory Rape		0	0	0	0
Adult Arrests		37	Commercial Sex Acts		0	0	0	0
Juvenile Arrests		0	Involuntary Servitude		0	0	0	0
Unknown Age		0	Kidnapping/Abduction		0	0	0	0
Arrests per 100,000 population		2,088.0	Crimes Against Property					
Average number offenses/incident		1.68	Arson		0	0	0	0
			Bribery		0	0	0	0
			Burglary/Breaking & Entering		0	0	0	0
Domestic Incident Victims					Counterfeiting/Forgery		0	0
Offense	Reported	Cleared	Destruction/Damage/Vandalism of Property		1	0	0	0
Murder and Nonnegligent Manslaughter	0	0	Embezzlement		0	0	0	0
Aggravated Assault	1	1	Extortion/Blackmail		0	0	0	0
Simple Assault	5	2	False Pretenses/Swindle/Confidence Game		1	1	0	0
Intimidation	0	0	Credit Card/Automated Teller Machine Fraud		0	0	0	0
Stalking	0	0	Impersonation		0	0	0	0
All Rape	0	0	Welfare Fraud		0	0	0	0
Criminal Sexual Contact	0	0	Wire Fraud		0	0	0	0
Incest	0	0	Identity Theft		0	0	0	0
Statutory Rape	0	0	Hacking/Computer Invasion		0	0	0	0
Kidnapping/Abduction	0	0	Robbery		0	0	0	0
Total	6	3	Pocket-picking		0	0	0	0
Group B Arrests			Purse-snatching		0	0	0	0
			Shoplifting		0	0	0	0
			Theft From Building		0	0	0	0
Offense	Adult	Juvenile	Theft From Coin Operated Machine or Device		0	0	0	0
Curfew/Loitering/Vagrancy Violations	0	0	Theft From Motor Vehicle		0	0	0	0
Disorderly Conduct	0	0	Theft of Motor Vehicle Parts/Accessories		0	0	0	0
Driving Under the Influence	16	0	All Other Larceny		4	1	1	0
Drunkenness	0	0	Motor Vehicle Theft		5	1	1	0
Family Offenses (Nonviolent)	0	0	Stolen Property Offenses		1	0	0	0
Liquor Law Violations	1	0	Crimes Against Society					
Trespass of Real Property	0	0	Drug/Narcotic Violations		11	11	10	0
All Other Offenses	2	0	Drug Equipment Violations		9	9	1	0
Total Group B	19	0	Betting/Wagering		0	0	0	0
(*) Offenses are counted using the FBI Units of Count for Crime (**) The 'Arrests' column shows arrests made during the selected period, regardless of incident date. Arrest counts may be higher than incident counts. (***) Negligent Manslaughter now includes the killing of another person associated with driving under the influence, distracted driving (using a cell or smartphone), and reckless driving fatalities.			Operating/Promoting/Assisting Gambling		0	0	0	0
			Gambling Equipment Violations		0	0	0	0
			Sports Tampering		0	0	0	0
			Pornography/Obscene Material		0	0	0	0
			Prostitution		0	0	0	0
			Assisting or Promoting Prostitution		0	0	0	0
			Purchasing Prostitution		0	0	0	0
			Weapon Law Violations		2	2	2	0
			Animal Cruelty		0	0	0	0
			Total Group A Offenses		42	28	18	0

# Burleigh County Sheriff's Office – 2024

2024 Population Estimate		21,857	Offenses (*)		Arrests (**)					
			Group A Offenses	Reported	Cleared	Adult	Juvenile			
Offense Overview			Crimes Against Persons (***)							
Offense Total	624		Murder and Nonnegligent Manslaughter	0	0	0	0			
Number Cleared	365		Negligent Manslaughter	0	0	0	0			
Percent Cleared	58.49%		Aggravated Assault	11	8	7	0			
Group A Crimes per 100,000 population	2,854.9		Simple Assault	69	27	15	1			
			Intimidation	10	0	0	0			
			Stalking	0	0	0	0			
			All Rape	2	0	1	0			
			Criminal Sexual Contact	7	0	0	0			
Arrest Overview			Incest	0	0	0	0			
Total Arrests	638		Statutory Rape	2	0	0	0			
Adult Arrests	612		Commercial Sex Acts	0	0	0	0			
Juvenile Arrests	26		Involuntary Servitude	0	0	0	0			
Unknown Age	0		Kidnapping/Abduction	1	1	0	0			
Arrests per 100,000 population	2,919.0		Crimes Against Property							
Average number offenses/incident	1.29		Arson	0	0	0	0			
			Bribery	0	0	0	0			
			Burglary/Breaking & Entering	16	2	2	0			
Domestic Incident Victims				Counterfeiting/Forgery	1	1	0	0		
Offense	Reported	Cleared	Murder and Nonnegligent Manslaughter	0	0	Destruction/Damage/Vandalism of Property	75	12	7	0
Aggravated Assault	7	6	Embezzlement	1	0	0	0	0	0	
Simple Assault	28	18	Extortion/Blackmail	3	0	0	0	0	0	
Intimidation	3	0	False Pretenses/Swindle/Confidence Game	21	3	4	0	0	0	
Stalking	0	0	Credit Card/Automated Teller Machine Fraud	0	0	0	0	0	0	
All Rape	0	0	Impersonation	5	0	0	0	0	0	
Criminal Sexual Contact	1	0	Welfare Fraud	0	0	0	0	0	0	
Incest	0	0	Wire Fraud	2	0	0	0	0	0	
Statutory Rape	0	0	Identity Theft	7	1	0	0	0	0	
Kidnapping/Abduction	1	1	Hacking/Computer Invasion	0	0	0	0	0	0	
Total	40	25	Robbery	1	1	0	0	0	0	
			Pocket-picking	1	0	0	0	0	0	
			Purse-snatching	0	0	0	0	0	0	
Group B Arrests			Shoplifting	0	0	0	0	0	0	
Offense	Adult	Juvenile	Theft From Building	2	0	0	0	0	0	
Curfew/Loitering/Vagrancy Violations	0	0	Theft From Coin Operated Machine or Device	0	0	0	0	0	0	
Disorderly Conduct	2	0	Theft From Motor Vehicle	4	1	1	0	0	0	
Driving Under the Influence	163	0	Theft of Motor Vehicle Parts/Accessories	1	0	0	0	0	0	
Family Offenses (Nonviolent)	3	0	All Other Larceny	40	2	2	1	0	0	
Liquor Law Violations	69	16	Motor Vehicle Theft	10	1	0	0	0	0	
Trespass of Real Property	0	0	Stolen Property Offenses	2	2	2	0	0	0	
All Other Offenses	100	0	Crimes Against Society							
Total Group B	337	16	Drug/Narcotic Violations	162	150	157	8	0	0	
			Drug Equipment Violations	154	149	75	0	0	0	
			Betting/Wagering	0	0	0	0	0	0	
			Operating/Promoting/Assisting Gambling	0	0	0	0	0	0	
			Gambling Equipment Violations	0	0	0	0	0	0	
			Sports Tampering	0	0	0	0	0	0	
			Pornography/Obscene Material	6	0	0	0	0	0	
			Prostitution	1	0	0	0	0	0	
			Assisting or Promoting Prostitution	1	0	0	0	0	0	
			Purchasing Prostitution	0	0	0	0	0	0	
			Weapon Law Violations	6	4	2	0	0	0	
			Animal Cruelty	0	0	0	0	0	0	
			Total Group A Offenses	624	365	275	10	0	0	

(\*) Offenses are counted using the FBI Units of Count for Crime

(\*\*) The 'Arrests' column shows arrests made during the selected period, regardless of incident date. Arrest counts may be higher than incident counts.

(\*\*\*) Negligent Manslaughter now includes the killing of another person associated with driving under the influence, distracted driving (using a cell or smartphone), and reckless driving fatalities.

(\*) Offenses are counted using the FBI Units of Count for Crime  
 (\*\*) The 'Arrests' column shows arrests made during the selected period, regardless of incident date. Arrest counts may be higher than incident counts.  
 (\*\*\*) Negligent Manslaughter now includes the killing of another person associated with driving under the influence, distracted driving (using a cell or smartphone), and reckless driving fatalities.

# Cass County Sheriff's Office – 2024

2024 Population Estimate			26,534	Offenses (*)		Arrests (**)		
Offense Overview				Group A Offenses	Reported	Cleared	Adult	Juvenile
				Crimes Against Persons (***)				
Offense Total		730		Murder and Nonnegligent Manslaughter	0	0	0	0
Number Cleared		201		Negligent Manslaughter	0	0	0	0
Percent Cleared		27.53%		Aggravated Assault	7	5	4	0
Group A Crimes per 100,000 population		2,751.2		Simple Assault	87	30	12	2
				Intimidation	30	9	5	0
				Stalking	16	0	0	0
				All Rape	5	0	2	0
				Criminal Sexual Contact	9	0	0	0
				Incest	0	0	0	0
				Statutory Rape	0	0	0	0
				Commercial Sex Acts	0	0	0	0
				Involuntary Servitude	0	0	0	0
				Kidnapping/Abduction	3	3	0	0
				Crimes Against Property				
				Arson	1	0	0	0
				Bribery	0	0	0	0
				Burglary/Breaking & Entering	38	4	3	0
				Counterfeiting/Forgery	12	0	0	0
				Destruction/Damage/Vandalism of Property	78	4	0	0
				Embezzlement	0	0	0	0
				Extortion/Blackmail	1	0	0	0
				False Pretenses/Swindle/Confidence Game	22	2	5	0
				Credit Card/Automated Teller Machine Fraud	3	0	0	0
				Impersonation	2	0	0	0
				Welfare Fraud	1	0	0	0
				Wire Fraud	8	0	0	0
				Identity Theft	25	1	1	0
				Hacking/Computer Invasion	1	0	0	0
				Robbery	1	0	0	0
				Pocket-picking	0	0	0	0
				Purse-snatching	0	0	0	0
				Shoplifting	10	0	0	0
				Theft From Building	12	0	0	0
				Theft From Coin Operated Machine or Device	1	0	0	0
				Theft From Motor Vehicle	26	0	0	0
				Theft of Motor Vehicle Parts/Accessories	3	0	0	0
				All Other Larceny	58	3	1	0
				Motor Vehicle Theft	10	2	2	0
				Stolen Property Offenses	9	5	5	0
				Crimes Against Society				
				Drug/Narcotic Violations	109	65	41	1
				Drug Equipment Violations	103	62	29	4
				Betting/Wagering	0	0	0	0
				Operating/Promoting/Assisting Gambling	0	0	0	0
				Gambling Equipment Violations	0	0	0	0
				Sports Tampering	0	0	0	0
				Pornography/Obscene Material	23	2	4	0
				Prostitution	0	0	0	0
				Assisting or Promoting Prostitution	0	0	0	0
				Purchasing Prostitution	0	0	0	0
				Weapon Law Violations	12	4	0	0
				Animal Cruelty	4	0	0	0
				Total Group A Offenses	730	201	114	7
Domestic Incident Victims								
Offense	Reported	Cleared						
Murder and Nonnegligent Manslaughter	0	0						
Aggravated Assault	0	0						
Simple Assault	20	12						
Intimidation	3	2						
Stalking	0	0						
All Rape	0	0						
Criminal Sexual Contact	0	0						
Incest	0	0						
Statutory Rape	0	0						
Kidnapping/Abduction	1	1						
Total	24	15						
Group B Arrests								
Offense	Adult	Juvenile						
Curfew/Loitering/Vagrancy Violations	0	0						
Disorderly Conduct	2	0						
Driving Under the Influence	78	2						
Family Offenses (Nonviolent)	2	0						
Liquor Law Violations	29	8						
Trespass of Real Property	1	0						
All Other Offenses	23	1						
Total Group B	135	11						
(*) Offenses are counted using the FBI Units of Count for Crime								
(**) The 'Arrests' column shows arrests made during the selected period, regardless of incident date. Arrest counts may be higher than incident counts.								
(***) Negligent Manslaughter now includes the killing of another person associated with driving under the influence, distracted driving (using a cell or smartphone), and reckless driving fatalities.								



# Cavalier County Sheriff's Office – 2024

2024 Population Estimate			3,610	Offenses (*)		Arrests (**)		
				Group A Offenses	Reported	Cleared	Adult	Juvenile
Offense Overview				Crimes Against Persons (***)				
Offense Total		89		Murder and Nonnegligent Manslaughter			0	0
Number Cleared		42		Negligent Manslaughter			0	0
Percent Cleared		47.19%		Aggravated Assault			1	0
Group A Crimes per 100,000 population		2,465.4		Simple Assault			15	10
				Intimidation			20	10
				Stalking			0	0
				All Rape			1	0
Arrest Overview				Criminal Sexual Contact			2	0
Total Arrests		57		Incest			0	0
Adult Arrests		47		Statutory Rape			0	0
Juvenile Arrests		10		Commercial Sex Acts			0	0
Unknown Age		0		Involuntary Servitude			0	0
Arrests per 100,000 population		1,578.9		Kidnapping/Abduction			0	0
				Crimes Against Property				
Average number offenses/incident		1.41		Arson			0	0
				Bribery			0	0
Domestic Incident Victims				Burglary/Breaking & Entering			5	0
Offense	Reported	Cleared		Counterfeiting/Forgery			0	0
Murder and Nonnegligent Manslaughter	0	0		Destruction/Damage/Vandalism of Property			10	1
Aggravated Assault	0	0		Embezzlement			1	0
Simple Assault	13	9		Extortion/Blackmail			0	0
Intimidation	4	3		False Pretenses/Swindle/Confidence Game			1	1
Stalking	0	0		Credit Card/Automated Teller Machine Fraud			0	0
All Rape	1	0		Impersonation			0	0
Criminal Sexual Contact	1	0		Welfare Fraud			0	0
Incest	0	0		Wire Fraud			0	0
Statutory Rape	0	0		Identity Theft			1	0
Kidnapping/Abduction	0	0		Hacking/Computer Invasion			0	0
Total	19	12		Robbery			0	0
				Pocket-picking			0	0
Group B Arrests				Purse-snatching			0	0
Offense	Adult	Juvenile		Shoplifting			0	0
Curfew/Loitering/Vagrancy Violations	0	0		Theft From Building			3	1
Disorderly Conduct	1	0		Theft From Coin Operated Machine or Device			0	0
Driving Under the Influence	14	0		Theft From Motor Vehicle			1	0
Family Offenses (Nonviolent)	0	1		Theft of Motor Vehicle Parts/Accessories			0	0
Liquor Law Violations	3	0		All Other Larceny			6	1
Trespass of Real Property	0	0		Motor Vehicle Theft			0	0
All Other Offenses	8	0		Stolen Property Offenses			0	0
Total Group B	26	1		Crimes Against Society				
				Drug/Narcotic Violations			11	9
				Drug Equipment Violations			11	9
(*) Offenses are counted using the FBI Units of Count for Crime				Betting/Wagering			0	0
(**) The 'Arrests' column shows arrests made during the selected period, regardless of incident date. Arrest counts may be higher than incident counts.				Operating/Promoting/Assisting Gambling			0	0
(***) Negligent Manslaughter now includes the killing of another person associated with driving under the influence, distracted driving (using a cell or smartphone), and reckless driving fatalities.				Gambling Equipment Violations			0	0
				Sports Tampering			0	0
				Pornography/Obscene Material			0	0
				Prostitution			0	0
				Assisting or Promoting Prostitution			0	0
				Purchasing Prostitution			0	0
				Weapon Law Violations			0	0
				Animal Cruelty			0	0
				Total Group A Offenses			89	42
								21

(\*) Offenses are counted using the FBI Units of Count for Crime  
 (\*\*) The 'Arrests' column shows arrests made during the selected period, regardless of incident date. Arrest counts may be higher than incident counts.  
 (\*\*\*) Negligent Manslaughter now includes the killing of another person associated with driving under the influence, distracted driving (using a cell or smartphone), and reckless driving fatalities.

# Dickey County Sheriff's Office – 2024

2024 Population Estimate		2,103	Offenses (*)		Arrests (**)		
			Group A Offenses	Reported	Cleared	Adult	Juvenile
Offense Overview			Crimes Against Persons (***)				
Offense Total	3		Murder and Nonnegligent Manslaughter	0	0	0	0
Number Cleared	0		Negligent Manslaughter	0	0	0	0
Percent Cleared	0.00%		Aggravated Assault	0	0	0	0
Group A Crimes per 100,000 population	142.7		Simple Assault	0	0	0	0
			Intimidation	0	0	0	0
			Stalking	0	0	0	0
			All Rape	0	0	0	0
Arrest Overview			Criminal Sexual Contact	0	0	0	0
Total Arrests	6		Incest	0	0	0	0
Adult Arrests	6		Statutory Rape	0	0	0	0
Juvenile Arrests	0		Commercial Sex Acts	0	0	0	0
Unknown Age	0		Involuntary Servitude	0	0	0	0
Arrests per 100,000 population	285.3		Kidnapping/Abduction	0	0	0	0
			Crimes Against Property				
Average number offenses/incident	1.00		Arson	0	0	0	0
			Bribery	0	0	0	0
			Burglary/Breaking & Entering	0	0	0	0
			Counterfeiting/Forgery	1	0	0	0
Domestic Incident Victims				Destruction/Damage/Vandalism of Property	0	0	0
Offense	Reported	Cleared	Embezzlement	0	0	0	0
Murder and Nonnegligent Manslaughter	0	0	Extortion/Blackmail	0	0	0	0
Aggravated Assault	0	0	False Pretenses/Swindle/Confidence Game	0	0	0	0
Simple Assault	0	0	Credit Card/Automated Teller Machine Fraud	1	0	0	0
Intimidation	0	0	Impersonation	0	0	0	0
Stalking	0	0	Welfare Fraud	0	0	0	0
All Rape	0	0	Wire Fraud	0	0	0	0
Criminal Sexual Contact	0	0	Identity Theft	0	0	0	0
Incest	0	0	Hacking/Computer Invasion	0	0	0	0
Statutory Rape	0	0	Robbery	0	0	0	0
Kidnapping/Abduction	0	0	Pocket-picking	0	0	0	0
Total	0	0	Purse-snatching	0	0	0	0
Group B Arrests			Shoplifting	0	0	0	0
Offense	Adult	Juvenile	Theft From Building	0	0	0	0
Curfew/Loitering/Vagrancy Violations	0	0	Theft From Coin Operated Machine or Device	0	0	0	0
Disorderly Conduct	0	0	Theft From Motor Vehicle	0	0	0	0
Driving Under the Influence	6	0	Theft of Motor Vehicle Parts/Accessories	0	0	0	0
Family Offenses (Nonviolent)	0	0	All Other Larceny	0	0	0	0
Liquor Law Violations	0	0	Motor Vehicle Theft	1	0	0	0
Trespass of Real Property	0	0	Stolen Property Offenses	0	0	0	0
All Other Offenses	0	0	Crimes Against Society				
Total Group B	6	0	Drug/Narcotic Violations	0	0	0	0
			Drug Equipment Violations	0	0	0	0
(*) Offenses are counted using the FBI Units of Count for Crime (**) The 'Arrests' column shows arrests made during the selected period, regardless of incident date. Arrest counts may be higher than incident counts. (***) Negligent Manslaughter now includes the killing of another person associated with driving under the influence, distracted driving (using a cell or smartphone), and reckless driving fatalities.			Betting/Wagering	0	0	0	0
			Operating/Promoting/Assisting Gambling	0	0	0	0
			Gambling Equipment Violations	0	0	0	0
			Sports Tampering	0	0	0	0
			Pornography/Obscene Material	0	0	0	0
			Prostitution	0	0	0	0
			Assisting or Promoting Prostitution	0	0	0	0
			Purchasing Prostitution	0	0	0	0
			Weapon Law Violations	0	0	0	0
			Animal Cruelty	0	0	0	0
			Total Group A Offenses	3	0	0	0

(\*) Offenses are counted using the FBI Units of Count for Crime  
 (\*\*) The 'Arrests' column shows arrests made during the selected period, regardless of incident date. Arrest counts may be higher than incident counts.  
 (\*\*\*) Negligent Manslaughter now includes the killing of another person associated with driving under the influence, distracted driving (using a cell or smartphone), and reckless driving fatalities.



## **Divide County Sheriff's Office – 2024**

2024 Population Estimate			2,141	Offenses (*)		Arrests (**)	
				Reported	Cleared	Adult	Juvenile
Offense Overview			Crimes Against Persons (***)				
Offense Total			22	Murder and Nonnegligent Manslaughter		0	0
Number Cleared			12	Negligent Manslaughter		0	0
Percent Cleared			54.55%	Aggravated Assault		1	1
Group A Crimes per 100,000 population			1,027.6	Simple Assault		6	6
				Intimidation		3	2
				Stalking		0	0
				All Rape		0	0
Arrest Overview				Criminal Sexual Contact		0	0
Total Arrests			28	Incest		0	0
Adult Arrests			28	Statutory Rape		0	0
Juvenile Arrests			0	Commercial Sex Acts		0	0
Unknown Age			0	Involuntary Servitude		0	0
Arrests per 100,000 population			1,307.8	Kidnapping/Abduction		0	0
				Crimes Against Property			
Average number offenses/incident			1.22	Arson		0	0
				Bribery		0	0
Domestic Incident Victims				Burglary/Breaking & Entering		0	0
Offense	Reported	Cleared		Counterfeiting/Forgery		0	0
Murder and Nonnegligent Manslaughter	0	0		Destruction/Damage/Vandalism of Property		3	1
Aggravated Assault	1	1		Embezzlement		0	0
Simple Assault	6	6		Extortion/Blackmail		0	0
Intimidation	1	1		False Pretenses/Swindle/Confidence Game		0	0
Stalking	0	0		Credit Card/Automated Teller Machine Fraud		0	0
All Rape	0	0		Impersonation		0	0
Criminal Sexual Contact	0	0		Welfare Fraud		0	0
Incest	0	0		Wire Fraud		0	0
Statutory Rape	0	0		Identity Theft		0	0
Kidnapping/Abduction	0	0		Hacking/Computer Invasion		0	0
Total	8	8		Robbery		0	0
				Pocket-picking		0	0
Group B Arrests				Purse-snatching		0	0
Offense	Adult	Juvenile		Shoplifting		0	0
Curfew/Loitering/Vagrancy Violations	0	0		Theft From Building		0	0
Disorderly Conduct	2	0		Theft From Coin Operated Machine or Device		0	0
Driving Under the Influence	8	0		Theft From Motor Vehicle		0	0
Family Offenses (Nonviolent)	0	0		Theft of Motor Vehicle Parts/Accessories		0	0
Liquor Law Violations	0	0		All Other Larceny		5	0
Trespass of Real Property	0	0		Motor Vehicle Theft		0	0
All Other Offenses	8	0		Stolen Property Offenses		1	1
Total Group B	18	0		Crimes Against Society			
				Drug/Narcotic Violations		1	0
				Drug Equipment Violations		0	0
(*) Offenses are counted using the FBI Units of Count for Crime				Betting/Wagering		0	0
(**) The 'Arrests' column shows arrests made during the selected period, regardless of incident date. Arrest counts may be higher than incident counts.				Operating/Promoting/Assisting Gambling		0	0
(***) Negligent Manslaughter now includes the killing of another person associated with driving under the influence, distracted driving (using a cell or smartphone), and reckless driving fatalities.				Gambling Equipment Violations		0	0
				Sports Tampering		0	0
				Pornography/Obscene Material		0	0
				Prostitution		0	0
				Assisting or Promoting Prostitution		0	0
				Purchasing Prostitution		1	0
				Weapon Law Violations		1	1
				Animal Cruelty		0	0
				Total Group A Offenses		22	12
						10	

# Dunn County Sheriff's Office – 2024

2024 Population Estimate	3,150			Offenses (*)		Arrests (**)	
Offense Overview		Group A Offenses		Reported	Cleared	Adult	Juvenile
Offense Total		Crimes Against Persons (***)					
Number Cleared	44	Murder and Nonnegligent Manslaughter		0	0	0	0
Percent Cleared	49.44%	Negligent Manslaughter		0	0	0	0
Group A Crimes per 100,000 population	2,825.4	Aggravated Assault		1	1	1	0
Arrest Overview		Simple Assault		4	1	1	0
Total Arrests	183	Intimidation		4	2	1	0
Adult Arrests	179	Stalking		0	0	0	0
Juvenile Arrests	4	All Rape		0	0	0	0
Unknown Age	0	Criminal Sexual Contact		1	0	0	0
Arrests per 100,000 population	5,841.3	Incest		0	0	0	0
Average number offenses/incident		Statutory Rape		0	0	0	0
		Commercial Sex Acts		0	0	0	0
		Involuntary Servitude		0	0	0	0
		Kidnapping/Abduction		0	0	0	0
		Crimes Against Property					
		Arson		0	0	0	0
		Bribery		0	0	0	0
		Burglary/Breaking & Entering		1	0	0	0
		Counterfeiting/Forgery		1	0	0	0
		Destruction/Damage/Vandalism of Property		8	0	0	0
		Embezzlement		0	0	0	0
		Extortion/Blackmail		0	0	0	0
		False Pretenses/Swindle/Confidence Game		4	0	0	0
		Credit Card/Automated Teller Machine Fraud		0	0	0	0
		Impersonation		1	1	0	0
		Welfare Fraud		0	0	0	0
		Wire Fraud		0	0	0	0
		Identity Theft		0	0	0	0
		Hacking/Computer Invasion		0	0	0	0
		Robbery		0	0	0	0
		Pocket-picking		0	0	0	0
		Purse-snatching		0	0	0	0
		Shoplifting		0	0	0	0
		Theft From Building		1	0	0	0
		Theft From Coin Operated Machine or Device		0	0	0	0
		Theft From Motor Vehicle		0	0	0	0
		Theft of Motor Vehicle Parts/Accessories		0	0	0	0
		All Other Larceny		10	0	0	0
		Motor Vehicle Theft		4	0	0	0
		Stolen Property Offenses		0	0	0	0
		Crimes Against Society					
		Drug/Narcotic Violations		24	18	17	1
		Drug Equipment Violations		22	20	15	0
		Betting/Wagering		0	0	0	0
		Operating/Promoting/Assisting Gambling		0	0	0	0
		Gambling Equipment Violations		0	0	0	0
		Sports Tampering		0	0	0	0
		Pornography/Obscene Material		0	0	0	0
		Prostitution		0	0	0	0
		Assisting or Promoting Prostitution		0	0	0	0
		Purchasing Prostitution		0	0	0	0
		Weapon Law Violations		3	1	0	0
		Animal Cruelty		0	0	0	0
		Total Group A Offenses		89	44	35	1

(\*) Offenses are counted using the FBI Units of Count for Crime  
 (\*\*) The 'Arrests' column shows arrests made during the selected period, regardless of incident date. Arrest counts may be higher than incident counts.  
 (\*\*\*) Negligent Manslaughter now includes the killing of another person associated with driving under the influence, distracted driving (using a cell or smartphone), and reckless driving fatalities.

# Eddy County Sheriff's Office – 2024

2024 Population Estimate			2,274	Offenses (*)		Arrests (**)	
				Reported	Cleared	Adult	Juvenile
Offense Overview				Crimes Against Persons (***)			
Offense Total	24		Murder and Nonnegligent Manslaughter	0	0	0	0
Number Cleared	7		Negligent Manslaughter	0	0	0	0
Percent Cleared	29.17%		Aggravated Assault	0	0	0	0
Group A Crimes per 100,000 population	1,055.4		Simple Assault	5	2	2	0
			Intimidation	1	1	0	0
			Stalking	1	0	0	0
			All Rape	0	0	0	0
Arrest Overview							
Total Arrests	15		Criminal Sexual Contact	0	0	0	0
Adult Arrests	15		Incest	0	0	0	0
Juvenile Arrests	0		Statutory Rape	0	0	0	0
Unknown Age	0		Commercial Sex Acts	0	0	0	0
Arrests per 100,000 population	659.6		Involuntary Servitude	0	0	0	0
Average number offenses/incident	1.20		Kidnapping/Abduction	0	0	0	0
			Crimes Against Property				
			Arson	0	0	0	0
			Bribery	0	0	0	0
Domestic Incident Victims							
Offense	Reported	Cleared	Burglary/Breaking & Entering	1	0	0	0
			Counterfeiting/Forgery	0	0	0	0
Murder and Nonnegligent Manslaughter	0	0	Destruction/Damage/Vandalism of Property	3	1	1	0
Aggravated Assault	0	0	Embezzlement	0	0	0	0
Simple Assault	1	1	Extortion/Blackmail	0	0	0	0
Intimidation	0	0	False Pretenses/Swindle/Confidence Game	0	0	0	0
Stalking	0	0	Credit Card/Automated Teller Machine Fraud	0	0	0	0
All Rape	0	0	Impersonation	0	0	0	0
Criminal Sexual Contact	0	0	Welfare Fraud	0	0	0	0
Incest	0	0	Wire Fraud	0	0	0	0
Statutory Rape	0	0	Identity Theft	0	0	0	0
Kidnapping/Abduction	0	0	Hacking/Computer Invasion	0	0	0	0
Total	1	1	Robbery	0	0	0	0
Group B Arrests			Pocket-picking	0	0	0	0
			Purse-snatching	0	0	0	0
			Shoplifting	0	0	0	0
			Theft From Building	0	0	0	0
Offense	Adult	Juvenile	Theft From Coin Operated Machine or Device	0	0	0	0
Curfew/Loitering/Vagrancy Violations	0	0	Theft From Motor Vehicle	3	0	0	0
Disorderly Conduct	2	0	Theft of Motor Vehicle Parts/Accessories	0	0	0	0
Driving Under the Influence	6	0	All Other Larceny	5	0	0	0
Family Offenses (Nonviolent)	0	0	Motor Vehicle Theft	0	0	0	0
Liquor Law Violations	0	0	Stolen Property Offenses	1	1	1	0
Trespass of Real Property	0	0	Crimes Against Society				
All Other Offenses	2	0	Drug/Narcotic Violations	3	1	1	0
Total Group B	10	0	Drug Equipment Violations	1	1	0	0
(*) Offenses are counted using the FBI Units of Count for Crime (**) The 'Arrests' column shows arrests made during the selected period, regardless of incident date. Arrest counts may be higher than incident counts. (***) Negligent Manslaughter now includes the killing of another person associated with driving under the influence, distracted driving (using a cell or smartphone), and reckless driving fatalities.			Betting/Wagering	0	0	0	0
			Operating/Promoting/Assisting Gambling	0	0	0	0
			Gambling Equipment Violations	0	0	0	0
			Sports Tampering	0	0	0	0
			Pornography/Obscene Material	0	0	0	0
			Prostitution	0	0	0	0
			Assisting or Promoting Prostitution	0	0	0	0
			Purchasing Prostitution	0	0	0	0
			Weapon Law Violations	0	0	0	0
			Animal Cruelty	0	0	0	0
			Total Group A Offenses	24	7	5	0

(\*) Offenses are counted using the FBI Units of Count for Crime  
 (\*\*) The 'Arrests' column shows arrests made during the selected period, regardless of incident date. Arrest counts may be higher than incident counts.  
 (\*\*\*) Negligent Manslaughter now includes the killing of another person associated with driving under the influence, distracted driving (using a cell or smartphone), and reckless driving fatalities.

# Emmons County Sheriff's Office – 2024

2024 Population Estimate		3,248	Offenses (*)		Arrests (**)	
			Reported	Cleared	Adult	Juvenile
Offense Overview						
			Crimes Against Persons (***)			
Offense Total	70		0	0	0	0
Number Cleared	21		0	0	0	0
Percent Cleared	30.00%		0	0	0	0
Group A Crimes per 100,000 population	2,155.2		11	3	0	1
			4	3	1	0
			1	1	1	0
			0	0	0	0
			0	0	0	0
			0	0	0	0
			0	0	0	0
			0	0	0	0
			0	0	0	0
			0	0	0	0
			0	0	0	0
			0	0	0	0
			0	0	0	0
			0	0	0	0
			0	0	0	0
			0	0	0	0
			0	0	0	0
			0	0	0	0
			0	0	0	0
			0	0	0	0
			0	0	0	0
			0	0	0	0
			0	0	0	0
			0	0	0	0
			0	0	0	0
			0	0	0	0
			0	0	0	0
			0	0	0	0
			0	0	0	0
			0	0	0	0
			0	0	0	0
			0	0	0	0
			0	0	0	0
			0	0	0	0
			0	0	0	0
			0	0	0	0
			0	0	0	0
			0	0	0	0
			0	0	0	0
			0	0	0	0
			0	0	0	0
			0	0	0	0
			0	0	0	0
			0	0	0	0
			0	0	0	0
			0	0	0	0
			0	0	0	0
			0	0	0	0
			0	0	0	0
			0	0	0	0
			0	0	0	0
			0	0	0	0
			0	0	0	0
			0	0	0	0
			0	0	0	0
			0	0	0	0
			0	0	0	0
			0	0	0	0
			0	0	0	0
			0	0	0	0
			0	0	0	0
			0	0	0	0
			0	0	0	0
			0	0	0	0
			0	0	0	0
			0	0	0	0
			0	0	0	0
			0	0	0	0
			0	0	0	0
			0	0	0	0
			0	0	0	0
			0	0	0	0
			0	0	0	0
			0	0	0	0
			0	0	0	0
			0	0	0	0
			0	0	0	0
			0	0	0	0
			0	0	0	0
			0	0	0	0
			0	0	0	0
			0	0	0	0
			0	0	0	0
			0	0	0	0
			0	0	0	0
			0	0	0	0
			0	0	0	0
			0	0	0	0
			0	0	0	0
			0	0	0	0
			0	0	0	0
			0	0	0	0
			0	0	0	0
			0	0	0	0
			0	0	0	0
			0	0	0	0
			0	0	0	0
			0	0	0	0
			0	0	0	0
			0	0	0	0
			0	0	0	0
			0	0	0	0
			0	0	0	0
			0	0	0	0
			0	0	0	0
			0	0	0	0
			0	0	0	0
			0	0	0	0
			0	0	0	0
			0	0	0	0
			0	0	0	0
			0	0	0	0
			0	0	0	0
			0	0	0	0
			0	0	0	0
			0	0	0	0
			0	0	0	0
			0	0	0	0
			0	0	0	0
			0	0	0	0
			0	0	0	0
			0	0	0	0
			0	0	0	0
			0	0	0	0
			0	0	0	0
			0	0	0	0
			0	0	0	0
			0	0	0	0
			0	0	0	0
			0	0	0	0
			0	0	0	0
			0	0	0	0
			0	0	0	0
			0	0	0	0
			0	0	0	0
			0	0	0	0
			0	0	0	0
			0	0	0	0
			0	0	0	0
			0	0	0	0
			0	0	0	0
			0	0	0	0
			0	0	0	0
			0	0	0	0
			0	0	0	0
			0	0	0	0
			0	0	0	0
			0	0	0	0
			0	0	0	0
			0	0	0	0
			0	0	0	0
			0	0	0	0
			0	0	0	0
			0	0	0	0
			0	0	0	0
			0	0	0	0
			0	0	0	0
			0	0	0	0
			0	0	0	0
			0	0	0	0
			0	0	0	0
			0	0	0	0
			0	0	0	0
			0	0	0	0
			0	0	0	0
			0	0	0	0
			0	0	0	0
			0	0	0	0
			0	0	0	0
			0	0	0	0
			0	0	0	0
			0	0	0	0
			0	0	0	0
			0	0	0	0
			0	0	0	0
			0	0	0	0
			0	0	0	0
			0	0	0	0
			0	0	0	0
			0	0	0	0
			0	0	0	0
			0	0	0	0
			0	0	0	0
			0	0	0	0
			0	0	0	0
			0	0	0	0
			0	0	0	0
			0	0	0	0
			0	0	0	0
			0	0		

(\*) Offenses are counted using the FBI Units of Count for Crime  
 (\*\*) The 'Arrests' column shows arrests made during the selected period, regardless of incident date. Arrest counts may be higher than incident counts.  
 (\*\*\*) Negligent Manslaughter now includes the killing of another person associated with driving under the influence, distracted driving (using a cell or smartphone), and reckless driving fatalities.

# Foster County Sheriff's Office – 2024

2024 Population Estimate			1,343	Offenses (*)		Arrests (**)		
Offense Overview				Group A Offenses	Reported	Cleared	Adult	Juvenile
				Crimes Against Persons (***)				
Offense Total		15		Murder and Nonnegligent Manslaughter	0	0	0	0
Number Cleared		1		Negligent Manslaughter	0	0	0	0
Percent Cleared		6.67%		Aggravated Assault	0	0	0	0
Group A Crimes per 100,000 population		1,116.9		Simple Assault	3	1	1	0
				Intimidation	0	0	0	0
				Stalking	1	0	0	0
				All Rape	0	0	0	0
				Criminal Sexual Contact	0	0	0	0
Total Arrests		3		Incest	0	0	0	0
Adult Arrests		3		Statutory Rape	0	0	0	0
Juvenile Arrests		0		Commercial Sex Acts	0	0	0	0
Unknown Age		0		Involuntary Servitude	0	0	0	0
Arrests per 100,000 population		223.4		Kidnapping/Abduction	0	0	0	0
				Crimes Against Property				
				Arson	0	0	0	0
				Bribery	0	0	0	0
				Burglary/Breaking & Entering	1	0	0	0
				Counterfeiting/Forgery	0	0	0	0
				Destruction/Damage/Vandalism of Property	4	0	0	0
				Embezzlement	0	0	0	0
				Extortion/Blackmail	0	0	0	0
				False Pretenses/Swindle/Confidence Game	0	0	0	0
				Credit Card/Automated Teller Machine Fraud	0	0	0	0
				Impersonation	0	0	0	0
				Welfare Fraud	0	0	0	0
				Wire Fraud	0	0	0	0
				Identity Theft	1	0	0	0
				Hacking/Computer Invasion	1	0	0	0
				Robbery	0	0	0	0
				Pocket-picking	0	0	0	0
				Purse-snatching	0	0	0	0
				Shoplifting	0	0	0	0
				Theft From Building	1	0	0	0
				Theft From Coin Operated Machine or Device	0	0	0	0
				Theft From Motor Vehicle	0	0	0	0
				Theft of Motor Vehicle Parts/Accessories	0	0	0	0
				All Other Larceny	1	0	0	0
				Motor Vehicle Theft	0	0	0	0
				Stolen Property Offenses	0	0	0	0
				Crimes Against Society				
				Drug/Narcotic Violations	1	0	0	0
				Drug Equipment Violations	1	0	0	0
				Betting/Wagering	0	0	0	0
				Operating/Promoting/Assisting Gambling	0	0	0	0
				Gambling Equipment Violations	0	0	0	0
				Sports Tampering	0	0	0	0
				Pornography/Obscene Material	0	0	0	0
				Prostitution	0	0	0	0
				Assisting or Promoting Prostitution	0	0	0	0
				Purchasing Prostitution	0	0	0	0
				Weapon Law Violations	0	0	0	0
				Animal Cruelty	0	0	0	0
				Total Group A Offenses	15	1	1	0
Domestic Incident Victims								
Offense	Reported	Cleared						
Murder and Nonnegligent Manslaughter	0	0						
Aggravated Assault	0	0						
Simple Assault	3	1						
Intimidation	0	0						
Stalking	0	0						
All Rape	0	0						
Criminal Sexual Contact	0	0						
Incest	0	0						
Statutory Rape	0	0						
Kidnapping/Abduction	0	0						
Total	3	1						
Group B Arrests								
Offense	Adult	Juvenile						
Curfew/Loitering/Vagrancy Violations	0	0						
Disorderly Conduct	0	0						
Driving Under the Influence	2	0						
Family Offenses (Nonviolent)	0	0						
Liquor Law Violations	0	0						
Trespass of Real Property	0	0						
All Other Offenses	0	0						
Total Group B	2	0						
(*) Offenses are counted using the FBI Units of Count for Crime								
(**) The 'Arrests' column shows arrests made during the selected period, regardless of incident date. Arrest counts may be higher than incident counts.								
(***) Negligent Manslaughter now includes the killing of another person associated with driving under the influence, distracted driving (using a cell or smartphone), and reckless driving fatalities.								

# Golden Valley County Sheriff's Office – 2024

2024 Population Estimate	1,775		Offenses (*)		Arrests (**)	
Offense Overview		Group A Offenses	Reported	Cleared	Adult	Juvenile
Offense Total		Crimes Against Persons (***)				
Number Cleared	10	Murder and Nonnegligent Manslaughter	0	0	0	0
Percent Cleared	58.82%	Negligent Manslaughter	0	0	0	0
Group A Crimes per 100,000 population	957.7	Aggravated Assault	1	1	0	1
		Simple Assault	5	4	0	3
		Intimidation	2	1	0	1
		Stalking	0	0	0	0
		All Rape	0	0	0	0
		Criminal Sexual Contact	0	0	0	0
		Incest	0	0	0	0
		Statutory Rape	0	0	0	0
		Commercial Sex Acts	0	0	0	0
		Involuntary Servitude	0	0	0	0
		Kidnapping/Abduction	0	0	0	0
Arrest Overview		Crimes Against Property				
Total Arrests	17	Arson	0	0	0	0
Adult Arrests	9	Bribery	0	0	0	0
Juvenile Arrests	8	Burglary/Breaking & Entering	0	0	0	0
Unknown Age	0	Counterfeiting/Forgery	1	0	0	0
Arrests per 100,000 population	957.7	Destruction/Damage/Vandalism of Property	1	0	0	0
		Embezzlement	1	0	0	0
		Extortion/Blackmail	0	0	0	0
		False Pretenses/Swindle/Confidence Game	0	0	0	0
		Credit Card/Automated Teller Machine Fraud	0	0	0	0
		Impersonation	0	0	0	0
		Welfare Fraud	0	0	0	0
		Wire Fraud	0	0	0	0
		Identity Theft	0	0	0	0
		Hacking/Computer Invasion	0	0	0	0
		Robbery	0	0	0	0
		Pocket-picking	0	0	0	0
		Purse-snatching	0	0	0	0
		Shoplifting	0	0	0	0
		Theft From Building	0	0	0	0
		Theft From Coin Operated Machine or Device	0	0	0	0
		Theft From Motor Vehicle	0	0	0	0
		Theft of Motor Vehicle Parts/Accessories	0	0	0	0
		All Other Larceny	2	1	0	1
		Motor Vehicle Theft	0	0	0	0
		Stolen Property Offenses	0	0	0	0
Average number offenses/incident		Crimes Against Society				
	1.31	Drug/Narcotic Violations	3	2	1	1
		Drug Equipment Violations	1	1	0	0
		Betting/Wagering	0	0	0	0
		Operating/Promoting/Assisting Gambling	0	0	0	0
		Gambling Equipment Violations	0	0	0	0
		Sports Tampering	0	0	0	0
		Pornography/Obscene Material	0	0	0	0
		Prostitution	0	0	0	0
		Assisting or Promoting Prostitution	0	0	0	0
		Purchasing Prostitution	0	0	0	0
		Weapon Law Violations	0	0	0	0
		Animal Cruelty	0	0	0	0
		Total Group A Offenses	17	10	1	7
Domestic Incident Victims						
Offense	Reported	Cleared				
Murder and Nonnegligent Manslaughter	0	0				
Aggravated Assault	0	0				
Simple Assault	0	0				
Intimidation	0	0				
Stalking	0	0				
All Rape	0	0				
Criminal Sexual Contact	0	0				
Incest	0	0				
Statutory Rape	0	0				
Kidnapping/Abduction	0	0				
Total	0	0				
Group B Arrests						
Offense	Adult	Juvenile				
Curfew/Loitering/Vagrancy Violations	0	0				
Disorderly Conduct	0	0				
Driving Under the Influence	2	0				
Family Offenses (Nonviolent)	0	0				
Liquor Law Violations	1	0				
Trespass of Real Property	0	0				
All Other Offenses	5	1				
Total Group B	8	1				

(\*) Offenses are counted using the FBI Units of Count for Crime  
 (\*\*) The 'Arrests' column shows arrests made during the selected period, regardless of incident date. Arrest counts may be higher than incident counts.  
 (\*\*\*) Negligent Manslaughter now includes the killing of another person associated with driving under the influence, distracted driving (using a cell or smartphone), and reckless driving fatalities.



# Grand Forks County Sheriff's Office – 2024

2024 Population Estimate			12,283	Offenses (*)		Arrests (**)		
				Reported	Cleared	Adult	Juvenile	
Offense Overview				Crimes Against Persons (***)				
Offense Total	485		Murder and Nonnegligent Manslaughter	0	0	0	0	
Number Cleared	206		Negligent Manslaughter	0	0	0	0	
Percent Cleared	42.47%		Aggravated Assault	8	5	7	0	
Group A Crimes per 100,000 population	3,948.5		Simple Assault	45	26	27	0	
			Intimidation	14	2	1	2	
			Stalking	12	0	0	0	
			All Rape	3	1	0	0	
Arrest Overview				Crimes Against Property				
Total Arrests	333		Criminal Sexual Contact	2	0	0	0	
Adult Arrests	282		Incest	0	0	0	0	
Juvenile Arrests	51		Statutory Rape	0	0	0	0	
Unknown Age	0		Commercial Sex Acts	0	0	0	0	
Arrests per 100,000 population	2,711.3		Involuntary Servitude	0	0	0	0	
			Kidnapping/Abduction	2	1	0	0	
Average number offenses/incident	1.30		Arson	0	0	0	0	
			Bribery	0	0	0	0	
			Burglary/Breaking & Entering	19	1	3	0	
			Counterfeiting/Forgery	13	2	1	0	
Domestic Incident Victims				Destruction/Damage/Vandalism of Property	39	11	11	0
Offense	Reported	Cleared	Embezzlement	0	0	0	0	
Murder and Nonnegligent Manslaughter	0	0	Extortion/Blackmail	2	0	0	0	
Aggravated Assault	3	1	False Pretenses/Swindle/Confidence Game	26	13	13	0	
Simple Assault	20	13	Credit Card/Automated Teller Machine Fraud	5	0	0	0	
Intimidation	8	1	Impersonation	1	0	0	0	
Stalking	3	0	Welfare Fraud	0	0	0	0	
All Rape	3	1	Wire Fraud	2	0	0	0	
Criminal Sexual Contact	0	0	Identity Theft	6	0	0	0	
Incest	0	0	Hacking/Computer Invasion	0	0	0	0	
Statutory Rape	0	0	Robbery	1	1	1	1	
Kidnapping/Abduction	2	1	Pocket-picking	0	0	0	0	
Total	39	17	Purse-snatching	0	0	0	0	
Group B Arrests			Shoplifting	2	1	1	0	
Offense	Adult	Juvenile	Theft From Building	17	2	3	1	
Curfew/Loitering/Vagrancy Violations	0	0	Theft From Coin Operated Machine or Device	0	0	0	0	
Disorderly Conduct	3	1	Theft From Motor Vehicle	3	1	0	0	
Driving Under the Influence	53	1	Theft of Motor Vehicle Parts/Accessories	2	0	0	0	
Drunkenness	0	0	All Other Larceny	5	1	0	1	
Family Offenses (Nonviolent)	3	2	Motor Vehicle Theft	11	1	1	0	
Liquor Law Violations	13	32	Stolen Property Offenses	7	6	3	0	
Trespass of Real Property	2	0	Crimes Against Society					
All Other Offenses	41	6	Drug/Narcotic Violations	109	62	56	2	
Total Group B	115	42	Drug Equipment Violations	116	62	35	1	
(*) Offenses are counted using the FBI Units of Count for Crime (**) The 'Arrests' column shows arrests made during the selected period, regardless of incident date. Arrest counts may be higher than incident counts. (***) Negligent Manslaughter now includes the killing of another person associated with driving under the influence, distracted driving (using a cell or smartphone), and reckless driving fatalities.			Betting/Wagering	0	0	0	0	
			Operating/Promoting/Assisting Gambling	0	0	0	0	
			Gambling Equipment Violations	0	0	0	0	
			Sports Tampering	0	0	0	0	
			Pornography/Obscene Material	2	0	0	0	
			Prostitution	0	0	0	0	
			Assisting or Promoting Prostitution	0	0	0	0	
			Purchasing Prostitution	0	0	0	0	
			Weapon Law Violations	10	7	4	1	
			Animal Cruelty	1	0	0	0	
			Total Group A Offenses	485	206	167	9	

(\*) Offenses are counted using the FBI Units of Count for Crime  
 (\*\*) The 'Arrests' column shows arrests made during the selected period, regardless of incident date. Arrest counts may be higher than incident counts.  
 (\*\*\*) Negligent Manslaughter now includes the killing of another person associated with driving under the influence, distracted driving (using a cell or smartphone), and reckless driving fatalities.

# Grant County Sheriff's Office – 2024

2024 Population Estimate			2,222	Offenses (*)		Arrests (**)			
				Group A Offenses	Reported	Cleared	Adult	Juvenile	
Offense Overview				Crimes Against Persons (***)					
Offense Total		5		Murder and Nonnegligent Manslaughter		0	0	0	0
Number Cleared		1		Negligent Manslaughter		0	0	0	0
Percent Cleared		20.00%		Aggravated Assault		0	0	0	0
Group A Crimes per 100,000 population		225.0		Simple Assault		1	1	1	0
				Intimidation		0	0	0	0
				Stalking		0	0	0	0
				All Rape		0	0	0	0
Arrest Overview				Criminal Sexual Contact		0	0	0	0
Total Arrests		6		Incest		0	0	0	0
Adult Arrests		6		Statutory Rape		0	0	0	0
Juvenile Arrests		0		Commercial Sex Acts		0	0	0	0
Unknown Age		0		Involuntary Servitude		0	0	0	0
Arrests per 100,000 population		270.0		Kidnapping/Abduction		0	0	0	0
				Crimes Against Property					
Average number offenses/incident		1.00		Arson		0	0	0	0
				Bribery		0	0	0	0
Domestic Incident Victims				Burglary/Breaking & Entering		0	0	0	0
Offense	Reported	Cleared		Counterfeiting/Forgery		0	0	0	0
Murder and Nonnegligent Manslaughter	0	0		Destruction/Damage/Vandalism of Property		1	0	0	0
Aggravated Assault	0	0		Embezzlement		0	0	0	0
Simple Assault	1	1		Extortion/Blackmail		0	0	0	0
Intimidation	0	0		False Pretenses/Swindle/Confidence Game		0	0	0	0
Stalking	0	0		Credit Card/Automated Teller Machine Fraud		0	0	0	0
All Rape	0	0		Impersonation		0	0	0	0
Criminal Sexual Contact	0	0		Welfare Fraud		0	0	0	0
Incest	0	0		Wire Fraud		0	0	0	0
Statutory Rape	0	0		Identity Theft		0	0	0	0
Kidnapping/Abduction	0	0		Hacking/Computer Invasion		0	0	0	0
Total	1	1		Robbery		0	0	0	0
				Pocket-picking		0	0	0	0
				Purse-snatching		0	0	0	0
Group B Arrests				Shoplifting		0	0	0	0
Offense	Adult	Juvenile		Theft From Building		0	0	0	0
Curfew/Loitering/Vagrancy Violations	0	0		Theft From Coin Operated Machine or Device		0	0	0	0
Disorderly Conduct	1	0		Theft From Motor Vehicle		0	0	0	0
Driving Under the Influence	3	0		Theft of Motor Vehicle Parts/Accessories		0	0	0	0
Family Offenses (Nonviolent)	0	0		All Other Larceny		1	0	0	0
Liquor Law Violations	0	0		Motor Vehicle Theft		1	0	0	0
Trespass of Real Property	0	0		Stolen Property Offenses		0	0	0	0
All Other Offenses	1	0		Crimes Against Society					
Total Group B	5	0		Drug/Narcotic Violations		0	0	0	0
				Drug Equipment Violations		1	0	0	0
				Betting/Wagering		0	0	0	0
				Operating/Promoting/Assisting Gambling		0	0	0	0
				Gambling Equipment Violations		0	0	0	0
				Sports Tampering		0	0	0	0
				Pornography/Obscene Material		0	0	0	0
				Prostitution		0	0	0	0
				Assisting or Promoting Prostitution		0	0	0	0
				Purchasing Prostitution		0	0	0	0
				Weapon Law Violations		0	0	0	0
				Animal Cruelty		0	0	0	0
				Total Group A Offenses		5	1	1	

(\*) Offenses are counted using the FBI Units of Count for Crime  
 (\*\*) The 'Arrests' column shows arrests made during the selected period, regardless of incident date. Arrest counts may be higher than incident counts.  
 (\*\*\*) Negligent Manslaughter now includes the killing of another person associated with driving under the influence, distracted driving (using a cell or smartphone), and reckless driving fatalities.



# Griggs County Sheriff's Office – 2024

2024 Population Estimate			2,265	Offenses (*)		Arrests (**)		
				Reported	Cleared	Adult	Juvenile	
Offense Overview				Crimes Against Persons (***)				
Offense Total	39		Murder and Nonnegligent Manslaughter	0	0	0	0	
Number Cleared	7		Negligent Manslaughter	0	0	0	0	
Percent Cleared	17.95%		Aggravated Assault	1	1	1	0	
Group A Crimes per 100,000 population	1,721.9		Simple Assault	9	2	1	0	
			Intimidation	1	0	0	0	
			Stalking	5	1	1	0	
			All Rape	3	0	0	0	
Arrest Overview								
Total Arrests	14		Criminal Sexual Contact	2	0	0	0	
Adult Arrests	13		Incest	0	0	0	0	
Juvenile Arrests	1		Statutory Rape	0	0	0	0	
Unknown Age	0		Commercial Sex Acts	0	0	0	0	
Arrests per 100,000 population	618.1		Involuntary Servitude	0	0	0	0	
Average number offenses/incident	1.11		Kidnapping/Abduction	0	0	0	0	
			Crimes Against Property					
			Arson	1	0	0	0	
			Bribery	0	0	0	0	
Domestic Incident Victims								
Offense	Reported	Cleared	Burglary/Breaking & Entering	3	0	0	0	
Murder and Nonnegligent Manslaughter	0	0	Counterfeiting/Forgery	2	0	0	0	
Aggravated Assault	1	1	Destruction/Damage/Vandalism of Property	3	1	0	1	
Simple Assault	7	1	Embezzlement	0	0	0	0	
Intimidation	0	0	Extortion/Blackmail	0	0	0	0	
Stalking	1	1	False Pretenses/Swindle/Confidence Game	0	0	0	0	
All Rape	0	0	Credit Card/Automated Teller Machine Fraud	0	0	0	0	
Criminal Sexual Contact	1	0	Impersonation	0	0	0	0	
Incest	0	0	Welfare Fraud	0	0	0	0	
Statutory Rape	0	0	Wire Fraud	0	0	0	0	
Kidnapping/Abduction	0	0	Identity Theft	0	0	0	0	
Total	10	3	Hacking/Computer Invasion	0	0	0	0	
Group B Arrests								
Offense	Adult	Juvenile	Robbery	0	0	0	0	
Curfew/Loitering/Vagrancy Violations	0	0	Pocket-picking	0	0	0	0	
Disorderly Conduct	0	0	Purse-snatching	0	0	0	0	
Driving Under the Influence	3	0	Shoplifting	0	0	0	0	
Family Offenses (Nonviolent)	0	0	Theft From Building	0	0	0	0	
Liquor Law Violations	4	0	Theft From Coin Operated Machine or Device	0	0	0	0	
Trespass of Real Property	0	0	Theft From Motor Vehicle	1	0	0	0	
All Other Offenses	2	0	Theft of Motor Vehicle Parts/Accessories	0	0	0	0	
Total Group B	9	0	All Other Larceny	4	0	0	0	
(*) Offenses are counted using the FBI Units of Count for Crime (**) The 'Arrests' column shows arrests made during the selected period, regardless of incident date. Arrest counts may be higher than incident counts. (***) Negligent Manslaughter now includes the killing of another person associated with driving under the influence, distracted driving (using a cell or smartphone), and reckless driving fatalities.			Motor Vehicle Theft	1	0	1	0	
			Stolen Property Offenses	0	0	0	0	
			Crimes Against Society					
			Drug/Narcotic Violations	1	1	0	0	
			Drug Equipment Violations	1	1	0	0	
			Betting/Wagering	0	0	0	0	
			Operating/Promoting/Assisting Gambling	0	0	0	0	
			Gambling Equipment Violations	0	0	0	0	
			Sports Tampering	0	0	0	0	
			Pornography/Obscene Material	0	0	0	0	
			Prostitution	0	0	0	0	
			Assisting or Promoting Prostitution	0	0	0	0	
			Purchasing Prostitution	0	0	0	0	
			Weapon Law Violations	1	0	0	0	
			Animal Cruelty	0	0	0	0	
			Total Group A Offenses		39	7	4	1

(\*) Offenses are counted using the FBI Units of Count for Crime  
 (\*\*) The 'Arrests' column shows arrests made during the selected period, regardless of incident date. Arrest counts may be higher than incident counts.  
 (\*\*\*) Negligent Manslaughter now includes the killing of another person associated with driving under the influence, distracted driving (using a cell or smartphone), and reckless driving fatalities.

# Hettinger County Sheriff's Office – 2024

2024 Population Estimate			2,431	Offenses (*)		Arrests (**)		
				Group A Offenses	Reported	Cleared	Adult	Juvenile
Offense Overview				Crimes Against Persons (***)				
Offense Total		63		Murder and Nonnegligent Manslaughter	0	0	0	0
Number Cleared		19		Negligent Manslaughter	0	0	0	0
Percent Cleared		30.16%		Aggravated Assault	2	1	1	0
Group A Crimes per 100,000 population		2,591.5		Simple Assault	8	3	2	1
				Intimidation	1	1	1	0
				Stalking	0	0	0	0
				All Rape	0	0	0	0
Arrest Overview				Criminal Sexual Contact <td>3</td> <td>0</td> <td>0</td> <td>0</td>	3	0	0	0
Total Arrests		20		Incest	0	0	0	0
Adult Arrests		19		Statutory Rape	0	0	0	0
Juvenile Arrests		1		Commercial Sex Acts	0	0	0	0
Unknown Age		0		Involuntary Servitude	0	0	0	0
Arrests per 100,000 population		822.7		Kidnapping/Abduction	0	0	0	0
				Crimes Against Property				
Average number offenses/incident		1.26		Arson	0	0	0	0
				Bribery	0	0	0	0
				Burglary/Breaking & Entering	2	0	0	0
Domestic Incident Victims				Counterfeiting/Forgery <td>1</td> <td>0</td> <td>0</td> <td>0</td>	1	0	0	0
Offense	Reported	Cleared		Destruction/Damage/Vandalism of Property <td>8</td> <td>4</td> <td>2</td> <td>0</td>	8	4	2	0
Murder and Nonnegligent Manslaughter	0	0		Embezzlement	0	0	0	0
Aggravated Assault	2	1		Extortion/Blackmail	0	0	0	0
Simple Assault	4	1		False Pretenses/Swindle/Confidence Game	1	0	0	0
Intimidation	1	1		Credit Card/Automated Teller Machine Fraud	0	0	0	0
Stalking	0	0		Impersonation	0	0	0	0
All Rape	0	0		Welfare Fraud	0	0	0	0
Criminal Sexual Contact	1	0		Wire Fraud	3	0	0	0
Incest	0	0		Identity Theft	1	0	0	0
Statutory Rape	0	0		Hacking/Computer Invasion	0	0	0	0
Kidnapping/Abduction	0	0		Robbery	0	0	0	0
Total	8	3		Pocket-picking	0	0	0	0
Group B Arrests				Purse-snatching	0	0	0	0
Offense	Adult	Juvenile		Shoplifting	0	0	0	0
Curfew/Loitering/Vagrancy Violations	0	0		Theft From Building	2	0	0	0
Disorderly Conduct	0	0		Theft From Coin Operated Machine or Device	0	0	0	0
Driving Under the Influence	4	0		Theft From Motor Vehicle	0	0	0	0
Family Offenses (Nonviolent)	0	0		Theft of Motor Vehicle Parts/Accessories	0	0	0	0
Liquor Law Violations	1	0		All Other Larceny	4	0	0	0
Trespass of Real Property	1	0		Motor Vehicle Theft	1	0	0	0
All Other Offenses	0	0		Stolen Property Offenses	0	0	0	0
Total Group B	6	0		Crimes Against Society				
(*) Offenses are counted using the FBI Units of Count for Crime (**) The 'Arrests' column shows arrests made during the selected period, regardless of incident date. Arrest counts may be higher than incident counts. (***) Negligent Manslaughter now includes the killing of another person associated with driving under the influence, distracted driving (using a cell or smartphone), and reckless driving fatalities.				Drug/Narcotic Violations	7	2	1	0
				Drug Equipment Violations	16	7	5	0
				Betting/Wagering	0	0	0	0
				Operating/Promoting/Assisting Gambling	0	0	0	0
				Gambling Equipment Violations	0	0	0	0
				Sports Tampering	0	0	0	0
				Pornography/Obscene Material	1	0	0	0
				Prostitution	0	0	0	0
				Assisting or Promoting Prostitution	0	0	0	0
				Purchasing Prostitution	0	0	0	0
				Weapon Law Violations	2	1	1	0
				Animal Cruelty	0	0	0	0
				Total Group A Offenses	63	19	13	1

(\*) Offenses are counted using the FBI Units of Count for Crime  
 (\*\*) The 'Arrests' column shows arrests made during the selected period, regardless of incident date. Arrest counts may be higher than incident counts.  
 (\*\*\*) Negligent Manslaughter now includes the killing of another person associated with driving under the influence, distracted driving (using a cell or smartphone), and reckless driving fatalities.

# Kidder County Sheriff's Office – 2024

2024 Population Estimate	1,713			Offenses (*)		Arrests (**)	
Offense Overview		Group A Offenses		Reported	Cleared	Adult	Juvenile
Offense Total	19	Crimes Against Persons (***)					
Number Cleared	1	Murder and Nonnegligent Manslaughter		0	0	0	0
Percent Cleared	5.26%	Negligent Manslaughter		0	0	0	0
Group A Crimes per 100,000 population	1,109.2	Aggravated Assault		0	0	0	0
		Simple Assault		1	0	0	0
		Intimidation		0	0	0	0
		Stalking		0	0	0	0
		All Rape		0	0	0	0
		Criminal Sexual Contact		0	0	0	0
		Incest		0	0	0	0
		Statutory Rape		0	0	0	0
		Commercial Sex Acts		0	0	0	0
		Involuntary Servitude		0	0	0	0
		Kidnapping/Abduction		0	0	0	0
		Crimes Against Property					
		Arson		0	0	0	0
		Bribery		0	0	0	0
		Burglary/Breaking & Entering		4	1	1	0
		Counterfeiting/Forgery		0	0	0	0
		Destruction/Damage/Vandalism of Property		2	0	0	0
		Embezzlement		0	0	0	0
		Extortion/Blackmail		0	0	0	0
		False Pretenses/Swindle/Confidence Game		1	0	0	0
		Credit Card/Automated Teller Machine Fraud		0	0	0	0
		Impersonation		0	0	0	0
		Welfare Fraud		1	0	0	0
		Wire Fraud		1	0	0	0
		Identity Theft		0	0	0	0
		Hacking/Computer Invasion		0	0	0	0
		Robbery		0	0	0	0
		Pocket-picking		0	0	0	0
		Purse-snatching		0	0	0	0
		Shoplifting		0	0	0	0
		Theft From Building		1	0	0	0
		Theft From Coin Operated Machine or Device		0	0	0	0
		Theft From Motor Vehicle		1	0	0	0
		Theft of Motor Vehicle Parts/Accessories		0	0	0	0
		All Other Larceny		7	0	0	0
		Motor Vehicle Theft		0	0	0	0
		Stolen Property Offenses		0	0	0	0
		Crimes Against Society					
		Drug/Narcotic Violations		0	0	0	0
		Drug Equipment Violations		0	0	0	0
		Betting/Wagering		0	0	0	0
		Operating/Promoting/Assisting Gambling		0	0	0	0
		Gambling Equipment Violations		0	0	0	0
		Sports Tampering		0	0	0	0
		Pornography/Obscene Material		0	0	0	0
		Prostitution		0	0	0	0
		Assisting or Promoting Prostitution		0	0	0	0
		Purchasing Prostitution		0	0	0	0
		Weapon Law Violations		0	0	0	0
		Animal Cruelty		0	0	0	0
		Total Group A Offenses		19	1	1	0
		Arrest Overview					
Total Arrests	6						
Adult Arrests	6						
Juvenile Arrests	0						
Unknown Age	0						
Arrests per 100,000 population	350.3						
Average number offenses/incident	1.06						
Domestic Incident Victims		Reported	Cleared				
Offense							
Murder and Nonnegligent Manslaughter	0	0	0				
Aggravated Assault	0	0	0				
Simple Assault	0	0	0				
Intimidation	0	0	0				
Stalking	0	0	0				
All Rape	0	0	0				
Criminal Sexual Contact	0	0	0				
Incest	0	0	0				
Statutory Rape	0	0	0				
Kidnapping/Abduction	0	0	0				
Total	0	0	0				
Group B Arrests		Adult	Juvenile				
Offense							
Curfew/Loitering/Vagrancy Violations	0	0	0				
Disorderly Conduct	2	0	0				
Driving Under the Influence	0	0	0				
Family Offenses (Nonviolent)	0	0	0				
Liquor Law Violations	0	0	0				
Trespass of Real Property	2	0	0				
All Other Offenses	1	0	0				
Total Group B	5	0	0				

(\*) Offenses are counted using the FBI Units of Count for Crime  
 (\*\*) The 'Arrests' column shows arrests made during the selected period, regardless of incident date. Arrest counts may be higher than incident counts.  
 (\*\*\*) Negligent Manslaughter now includes the killing of another person associated with driving under the influence, distracted driving (using a cell or smartphone), and reckless driving fatalities.

# LaMoure County Sheriff's Office – 2024

2024 Population Estimate			3,392	Offenses (*)		Arrests (**)		
Offense Overview				Group A Offenses	Reported	Cleared	Adult	Juvenile
				Crimes Against Persons (***)				
Offense Total		22		Murder and Nonnegligent Manslaughter	0	0	0	0
Number Cleared		4		Negligent Manslaughter	0	0	0	0
Percent Cleared		18.18%		Aggravated Assault	0	0	0	0
Group A Crimes per 100,000 population		648.6		Simple Assault	4	3	2	0
				Intimidation	3	0	0	0
				Stalking	0	0	0	0
				All Rape	0	0	0	0
				Criminal Sexual Contact	0	0	0	0
Total Arrests		9		Incest	0	0	0	0
Adult Arrests		8		Statutory Rape	0	0	0	0
Juvenile Arrests		1		Commercial Sex Acts	0	0	0	0
Unknown Age		0		Involuntary Servitude	0	0	0	0
Arrests per 100,000 population		265.3		Kidnapping/Abduction	0	0	0	0
				Crimes Against Property				
Average number offenses/incident		1.16		Arson	0	0	0	0
				Bribery	0	0	0	0
				Burglary/Breaking & Entering	2	0	0	0
				Counterfeiting/Forgery	1	0	0	0
				Destruction/Damage/Vandalism of Property	1	0	0	0
				Embezzlement	0	0	0	0
				Extortion/Blackmail	0	0	0	0
				False Pretenses/Swindle/Confidence Game	2	1	1	0
				Credit Card/Automated Teller Machine Fraud	0	0	0	0
				Impersonation	0	0	0	0
				Welfare Fraud	0	0	0	0
				Wire Fraud	0	0	0	0
				Identity Theft	0	0	0	0
				Hacking/Computer Invasion	0	0	0	0
				Robbery	0	0	0	0
				Pocket-picking	0	0	0	0
				Purse-snatching	0	0	0	0
				Shoplifting	1	0	0	0
				Theft From Building	0	0	0	0
				Theft From Coin Operated Machine or Device	0	0	0	0
				Theft From Motor Vehicle	0	0	0	0
				Theft of Motor Vehicle Parts/Accessories	1	0	0	0
				All Other Larceny	2	0	0	0
				Motor Vehicle Theft	0	0	0	0
				Stolen Property Offenses	0	0	0	0
				Crimes Against Society				
				Drug/Narcotic Violations	3	0	0	0
				Drug Equipment Violations	2	0	0	0
				Betting/Wagering	0	0	0	0
				Operating/Promoting/Assisting Gambling	0	0	0	0
				Gambling Equipment Violations	0	0	0	0
				Sports Tampering	0	0	0	0
				Pornography/Obscene Material	0	0	0	0
				Prostitution	0	0	0	0
				Assisting or Promoting Prostitution	0	0	0	0
				Purchasing Prostitution	0	0	0	0
				Weapon Law Violations	0	0	0	0
				Animal Cruelty	0	0	0	0
				Total Group A Offenses	22	4	3	0
Domestic Incident Victims								
Offense	Reported	Cleared						
Murder and Nonnegligent Manslaughter	0	0						
Aggravated Assault	0	0						
Simple Assault	3	3						
Intimidation	2	0						
Stalking	0	0						
All Rape	0	0						
Criminal Sexual Contact	0	0						
Incest	0	0						
Statutory Rape	0	0						
Kidnapping/Abduction	0	0						
Total	5	3						
Group B Arrests								
Offense	Adult	Juvenile						
Curfew/Loitering/Vagrancy Violations	0	0						
Disorderly Conduct	0	0						
Driving Under the Influence	3	0						
Family Offenses (Nonviolent)	0	0						
Liquor Law Violations	0	0						
Trespass of Real Property	0	0						
All Other Offenses	2	1						
Total Group B	5	1						
(*) Offenses are counted using the FBI Units of Count for Crime								
(**) The 'Arrests' column shows arrests made during the selected period, regardless of incident date. Arrest counts may be higher than incident counts.								
(***) Negligent Manslaughter now includes the killing of another person associated with driving under the influence, distracted driving (using a cell or smartphone), and reckless driving fatalities.								

(\*) Offenses are counted using the FBI Units of Count for Crime  
 (\*\*) The 'Arrests' column shows arrests made during the selected period, regardless of incident date. Arrest counts may be higher than incident counts.  
 (\*\*\*) Negligent Manslaughter now includes the killing of another person associated with driving under the influence, distracted driving (using a cell or smartphone), and reckless driving fatalities.

# Logan County Sheriff's Office – 2024

2024 Population Estimate	1,149			Offenses (*)		Arrests (**)	
Offense Overview		Group A Offenses		Reported	Cleared	Adult	Juvenile
Offense Total		Crimes Against Persons (***)					
Offense Total	13	Murder and Nonnegligent Manslaughter		0	0	0	0
Number Cleared	12	Negligent Manslaughter		0	0	0	0
Percent Cleared	92.31%	Aggravated Assault		1	1	1	0
Group A Crimes per 100,000 population	1,131.4	Simple Assault		4	4	4	0
		Intimidation		2	1	0	1
		Stalking		0	0	0	0
		All Rape		0	0	0	0
		Criminal Sexual Contact		0	0	0	0
		Incest		0	0	0	0
		Statutory Rape		0	0	0	0
		Commercial Sex Acts		0	0	0	0
		Involuntary Servitude		0	0	0	0
		Kidnapping/Abduction		0	0	0	0
		Crimes Against Property					
		Arson		0	0	0	0
		Bribery		0	0	0	0
		Burglary/Breaking & Entering		2	2	3	0
		Counterfeiting/Forgery		0	0	0	0
		Destruction/Damage/Vandalism of Property		0	0	0	0
		Embezzlement		0	0	0	0
		Extortion/Blackmail		0	0	0	0
		False Pretenses/Swindle/Confidence Game		0	0	0	0
		Credit Card/Automated Teller Machine Fraud		0	0	0	0
		Impersonation		0	0	0	0
		Welfare Fraud		0	0	0	0
		Wire Fraud		0	0	0	0
		Identity Theft		0	0	0	0
		Hacking/Computer Invasion		0	0	0	0
		Robbery		0	0	0	0
		Pocket-picking		0	0	0	0
		Purse-snatching		0	0	0	0
		Shoplifting		0	0	0	0
		Theft From Building		0	0	0	0
		Theft From Coin Operated Machine or Device		0	0	0	0
		Theft From Motor Vehicle		0	0	0	0
		Theft of Motor Vehicle Parts/Accessories		0	0	0	0
		All Other Larceny		3	3	1	1
		Motor Vehicle Theft		0	0	0	0
		Stolen Property Offenses		0	0	0	0
		Crimes Against Society					
		Drug/Narcotic Violations		1	1	1	0
		Drug Equipment Violations		0	0	0	0
		Betting/Wagering		0	0	0	0
		Operating/Promoting/Assisting Gambling		0	0	0	0
		Gambling Equipment Violations		0	0	0	0
		Sports Tampering		0	0	0	0
		Pornography/Obscene Material		0	0	0	0
		Prostitution		0	0	0	0
		Assisting or Promoting Prostitution		0	0	0	0
		Purchasing Prostitution		0	0	0	0
		Weapon Law Violations		0	0	0	0
		Animal Cruelty		0	0	0	0
		Total Group A Offenses		13	12	10	2
		Arrest Overview					
Total Arrests	19						
Adult Arrests	17						
Juvenile Arrests	2						
Unknown Age	0						
Arrests per 100,000 population	1,653.6						
Average number offenses/incident	1.08						
Domestic Incident Victims							
Offense	Reported	Cleared					
Murder and Nonnegligent Manslaughter	0	0					
Aggravated Assault	1	1					
Simple Assault	3	3					
Intimidation	2	1					
Stalking	0	0					
All Rape	0	0					
Criminal Sexual Contact	0	0					
Incest	0	0					
Statutory Rape	0	0					
Kidnapping/Abduction	0	0					
Total	6	5					
Group B Arrests							
Offense	Adult	Juvenile					
Curfew/Loitering/Vagrancy Violations	0	0					
Disorderly Conduct	4	0					
Driving Under the Influence	2	0					
Family Offenses (Nonviolent)	0	0					
Liquor Law Violations	0	0					
Trespass of Real Property	0	0					
All Other Offenses	1	0					
Total Group B	7	0					

(\*) Offenses are counted using the FBI Units of Count for Crime  
(\*\*) The 'Arrests' column shows arrests made during the selected period, regardless of incident date. Arrest counts may be higher than incident counts.  
(\*\*\*) Negligent Manslaughter now includes the killing of another person associated with driving under the influence, distracted driving (using a cell or smartphone), and reckless driving fatalities.

# McHenry County Sheriff's Office – 2024

2024 Population Estimate			5,136	Offenses (*)		Arrests (**)		
Offense Overview				Group A Offenses	Reported	Cleared	Adult	Juvenile
				Crimes Against Persons (***)				
Offense Total		166		Murder and Nonnegligent Manslaughter	0	0	0	0
Number Cleared		99		Negligent Manslaughter	0	0	0	0
Percent Cleared		59.64%		Aggravated Assault	3	3	3	0
Group A Crimes per 100,000 population		3,232.1		Simple Assault	6	4	2	1
				Intimidation	5	4	2	0
				Stalking	1	0	0	0
				All Rape	0	0	0	0
Arrest Overview				Criminal Sexual Contact	6	0	0	0
Total Arrests		132		Incest	0	0	0	0
Adult Arrests		117		Statutory Rape	0	0	0	0
Juvenile Arrests		15		Commercial Sex Acts	0	0	0	0
Unknown Age		0		Involuntary Servitude	0	0	0	0
Arrests per 100,000 population		2,570.0		Kidnapping/Abduction	0	0	0	0
				Crimes Against Property				
Average number offenses/incident		1.35		Arson	0	0	0	0
				Bribery	0	0	0	0
Domestic Incident Victims				Burglary/Breaking & Entering	7	0	0	0
Offense	Reported	Cleared		Counterfeiting/Forgery	0	0	0	0
Murder and Nonnegligent Manslaughter	0	0		Destruction/Damage/Vandalism of Property	15	2	0	3
Aggravated Assault	3	3		Embezzlement	0	0	0	0
Simple Assault	4	4		Extortion/Blackmail	0	0	0	0
Intimidation	3	3		False Pretenses/Swindle/Confidence Game	14	13	13	0
Stalking	0	0		Credit Card/Automated Teller Machine Fraud	0	0	0	0
All Rape	0	0		Impersonation	0	0	0	0
Criminal Sexual Contact	5	0		Welfare Fraud	0	0	0	0
Incest	0	0		Wire Fraud	1	0	0	0
Statutory Rape	0	0		Identity Theft	1	0	0	0
Kidnapping/Abduction	0	0		Hacking/Computer Invasion	0	0	0	0
Total	15	10		Robbery	0	0	0	0
				Pocket-picking	0	0	0	0
Group B Arrests				Purse-snatching	0	0	0	0
Offense	Adult	Juvenile		Shoplifting	0	0	0	0
Curfew/Loitering/Vagrancy Violations	0	0		Theft From Building	2	0	0	0
Disorderly Conduct	0	1		Theft From Coin Operated Machine or Device	0	0	0	0
Driving Under the Influence	27	2		Theft From Motor Vehicle	3	0	0	0
Family Offenses (Nonviolent)	0	0		Theft of Motor Vehicle Parts/Accessories	0	0	0	0
Liquor Law Violations	12	4		All Other Larceny	15	1	2	1
Trespass of Real Property	1	0		Motor Vehicle Theft	4	0	0	0
All Other Offenses	8	0		Stolen Property Offenses	2	1	0	0
Total Group B	48	7		Crimes Against Society				
				Drug/Narcotic Violations	39	37	28	2
				Drug Equipment Violations	37	32	18	0
				Betting/Wagering	0	0	0	0
				Operating/Promoting/Assisting Gambling	0	0	0	0
				Gambling Equipment Violations	0	0	0	0
				Sports Tampering	0	0	0	0
				Pornography/Obscene Material	0	0	0	0
				Prostitution	0	0	0	0
				Assisting or Promoting Prostitution	0	0	0	0
				Purchasing Prostitution	0	0	0	0
				Weapon Law Violations	4	2	1	1
				Animal Cruelty	1	0	0	0
				Total Group A Offenses	166	99	69	8

(\*) Offenses are counted using the FBI Units of Count for Crime  
 (\*\*) The 'Arrests' column shows arrests made during the selected period, regardless of incident date. Arrest counts may be higher than incident counts.  
 (\*\*\*) Negligent Manslaughter now includes the killing of another person associated with driving under the influence, distracted driving (using a cell or smartphone), and reckless driving fatalities.



# McIntosh County Sheriff's Office – 2024

2024 Population Estimate	1,675			Offenses (*)		Arrests (**)	
		Group A Offenses		Reported	Cleared	Adult	Juvenile
Offense Overview		Crimes Against Persons (***)					
Offense Total	27	Murder and Nonnegligent Manslaughter		0	0	0	0
Number Cleared	8	Negligent Manslaughter		0	0	0	0
Percent Cleared	29.63%	Aggravated Assault		0	0	0	0
Group A Crimes per 100,000 population	1,611.9	Simple Assault		1	0	0	0
		Intimidation		3	3	2	0
		Stalking		2	0	0	0
Arrest Overview		All Rape		0	0	0	0
Total Arrests	18	Criminal Sexual Contact		0	0	0	0
Adult Arrests	17	Incest		0	0	0	0
Juvenile Arrests	1	Statutory Rape		0	0	0	0
Unknown Age	0	Commercial Sex Acts		0	0	0	0
Arrests per 100,000 population	1,074.6	Involuntary Servitude		0	0	0	0
		Kidnapping/Abduction		0	0	0	0
		Crimes Against Property					
Average number offenses/incident		Arson		0	0	0	0
		Bribery		0	0	0	0
Domestic Incident Victims		Burglary/Breaking & Entering		0	0	0	0
Offense	Reported	Cleared	Counterfeiting/Forgery		1	0	0
Murder and Nonnegligent Manslaughter	0	0	Destruction/Damage/Vandalism of Property		8	0	0
Aggravated Assault	0	0	Embezzlement		0	0	0
Simple Assault	0	0	Extortion/Blackmail		0	0	0
Intimidation	0	0	False Pretenses/Swindle/Confidence Game		1	1	0
Stalking	1	0	Credit Card/Automated Teller Machine Fraud		0	0	0
All Rape	0	0	Impersonation		0	0	0
Criminal Sexual Contact	0	0	Welfare Fraud		0	0	0
Incest	0	0	Wire Fraud		0	0	0
Statutory Rape	0	0	Identity Theft		0	0	0
Kidnapping/Abduction	0	0	Hacking/Computer Invasion		0	0	0
Total	1	0	Robbery		0	0	0
		Group B Arrests		0	0	0	0
Offense	Adult	Juvenile	Purse-snatching		0	0	0
Curfew/Loitering/Vagrancy Violations	0	0	Shoplifting		0	0	0
Disorderly Conduct	1	0	Theft From Building		1	0	0
Driving Under the Influence	4	0	Theft From Coin Operated Machine or Device		0	0	0
Family Offenses (Nonviolent)	0	0	Theft From Motor Vehicle		1	0	0
Liquor Law Violations	2	1	Theft of Motor Vehicle Parts/Accessories		0	0	0
Trespass of Real Property	0	0	All Other Larceny		3	0	0
All Other Offenses	4	0	Motor Vehicle Theft		0	0	0
Total Group B	11	1	Stolen Property Offenses		0	0	0
		Crimes Against Society					
		Drug/Narcotic Violations		3	2	2	0
		Drug Equipment Violations		3	2	1	0
		Betting/Wagering		0	0	0	0
		Operating/Promoting/Assisting Gambling		0	0	0	0
		Gambling Equipment Violations		0	0	0	0
		Sports Tampering		0	0	0	0
		Pornography/Obscene Material		0	0	0	0
		Prostitution		0	0	0	0
		Assisting or Promoting Prostitution		0	0	0	0
		Purchasing Prostitution		0	0	0	0
		Weapon Law Violations		0	0	0	0
		Animal Cruelty		0	0	0	0
		Total Group A Offenses		27	8	6	0

(\*) Offenses are counted using the FBI Units of Count for Crime  
 (\*\*) The 'Arrests' column shows arrests made during the selected period, regardless of incident date. Arrest counts may be higher than incident counts.  
 (\*\*\*) Negligent Manslaughter now includes the killing of another person associated with driving under the influence, distracted driving (using a cell or smartphone), and reckless driving fatalities.

# McKenzie County Sheriff's Office – 2024

2024 Population Estimate	8,339			Offenses (*)		Arrests (**)	
		Group A Offenses		Reported	Cleared	Adult	Juvenile
Offense Overview		Crimes Against Persons (***)					
Offense Total	454	Murder and Nonnegligent Manslaughter		1	0	0	0
Number Cleared	209	Negligent Manslaughter		0	0	0	0
Percent Cleared	46.04%	Aggravated Assault		10	8	7	0
Group A Crimes per 100,000 population	5,444.3	Simple Assault		59	25	23	0
		Intimidation		40	28	11	0
		Stalking		1	0	0	0
		All Rape		1	0	0	0
Arrest Overview		Criminal Sexual Contact		6	1	0	0
Total Arrests	362	Incest		0	0	0	0
Adult Arrests	360	Statutory Rape		1	0	0	0
Juvenile Arrests	2	Commercial Sex Acts		0	0	0	0
Unknown Age	0	Involuntary Servitude		0	0	0	0
Arrests per 100,000 population	4,341.0	Kidnapping/Abduction		0	0	0	0
		Crimes Against Property					
		Arson		2	0	0	0
		Bribery		0	0	0	0
		Burglary/Breaking & Entering		12	4	8	0
		Counterfeiting/Forgery		7	5	5	0
		Destruction/Damage/Vandalism of Property		31	7	4	0
		Embezzlement		0	0	0	0
		Extortion/Blackmail		1	0	0	0
		False Pretenses/Swindle/Confidence Game		7	1	1	0
		Credit Card/Automated Teller Machine Fraud		0	0	0	0
		Impersonation		2	0	0	0
		Welfare Fraud		0	0	0	0
		Wire Fraud		3	0	0	0
		Identity Theft		0	0	0	0
		Hacking/Computer Invasion		0	0	0	0
		Robbery		0	0	0	0
		Pocket-picking		0	0	0	0
		Purse-snatching		0	0	0	0
		Shoplifting		0	0	0	0
		Theft From Building		4	0	0	0
		Theft From Coin Operated Machine or Device		0	0	0	0
		Theft From Motor Vehicle		4	2	1	0
		Theft of Motor Vehicle Parts/Accessories		1	0	0	0
		All Other Larceny		53	8	5	0
		Motor Vehicle Theft		20	9	5	1
		Stolen Property Offenses		10	7	6	0
		Crimes Against Society					
		Drug/Narcotic Violations		89	53	39	1
		Drug Equipment Violations		82	48	18	0
		Betting/Wagering		0	0	0	0
		Operating/Promoting/Assisting Gambling		0	0	0	0
		Gambling Equipment Violations		0	0	0	0
		Sports Tampering		0	0	0	0
		Pornography/Obscene Material		1	0	0	0
		Prostitution		0	0	0	0
		Assisting or Promoting Prostitution		0	0	0	0
		Purchasing Prostitution		0	0	0	0
		Weapon Law Violations		4	3	0	0
		Animal Cruelty		2	0	0	0
		Total Group A Offenses		454	209	133	2
Domestic Incident Victims							
Offense	Reported	Cleared					
Murder and Nonnegligent Manslaughter	0	0					
Aggravated Assault	7	6					
Simple Assault	40	23					
Intimidation	14	13					
Stalking	1	0					
All Rape	0	0					
Criminal Sexual Contact	2	1					
Incest	0	0					
Statutory Rape	0	0					
Kidnapping/Abduction	0	0					
Total	64	43					
Group B Arrests							
Offense	Adult	Juvenile					
Curfew/Loitering/Vagrancy Violations	0	0					
Disorderly Conduct	1	0					
Driving Under the Influence	153	0					
Family Offenses (Nonviolent)	0	0					
Liquor Law Violations	13	0					
Trespass of Real Property	7	0					
All Other Offenses	53	0					
Total Group B	227	0					

(\*) Offenses are counted using the FBI Units of Count for Crime  
 (\*\*) The 'Arrests' column shows arrests made during the selected period, regardless of incident date. Arrest counts may be higher than incident counts.  
 (\*\*\*) Negligent Manslaughter now includes the killing of another person associated with driving under the influence, distracted driving (using a cell or smartphone), and reckless driving fatalities.



# McLean County Sheriff's Office – 2024

2024 Population Estimate			8,528	Offenses (*)		Arrests (**)		
Offense Overview				Reported	Cleared	Adult	Juvenile	
			Group A Offenses					
			Crimes Against Persons (***)					
Offense Total		293	Murder and Nonnegligent Manslaughter		0	0	0	0
Number Cleared		160	Negligent Manslaughter		0	0	0	0
Percent Cleared		54.61%	Aggravated Assault		6	5	4	1
Group A Crimes per 100,000 population		3,435.7	Simple Assault		29	16	12	0
			Intimidation		10	3	1	0
			Stalking		24	1	1	0
			All Rape		2	1	0	0
			Criminal Sexual Contact		6	1	0	0
			Incest		0	0	0	0
			Statutory Rape		1	0	0	0
			Commercial Sex Acts		0	0	1	0
			Involuntary Servitude		0	0	0	0
Arrests per 100,000 population		2,251.4	Kidnapping/Abduction		0	0	0	0
			Crimes Against Property					
Average number offenses/incident		1.31	Arson		0	0	0	0
			Bribery		0	0	0	0
			Burglary/Breaking & Entering		10	3	3	2
			Counterfeiting/Forgery		3	2	2	0
			Destruction/Damage/Vandalism of Property		18	11	5	4
			Embezzlement		2	0	0	0
			Extortion/Blackmail		0	0	0	0
			False Pretenses/Swindle/Confidence Game		19	14	13	1
			Credit Card/Automated Teller Machine Fraud		2	0	0	0
			Impersonation		0	0	0	0
			Welfare Fraud		0	0	0	0
			Wire Fraud		5	0	0	0
			Identity Theft		5	1	0	0
			Hacking/Computer Invasion		3	0	0	0
			Robbery		1	1	1	0
			Pocket-picking		0	0	0	0
			Purse-snatching		0	0	0	0
			Shoplifting		2	1	0	1
			Theft From Building		1	0	0	0
			Theft From Coin Operated Machine or Device		0	0	0	0
			Theft From Motor Vehicle		4	1	1	0
			Theft of Motor Vehicle Parts/Accessories		1	0	0	0
			All Other Larceny		26	5	1	0
			Motor Vehicle Theft		10	3	1	1
			Stolen Property Offenses		3	2	0	0
			Crimes Against Society					
			Drug/Narcotic Violations		48	45	36	1
			Drug Equipment Violations		49	42	15	2
			Betting/Wagering		0	0	0	0
			Operating/Promoting/Assisting Gambling		0	0	0	0
			Gambling Equipment Violations		0	0	0	0
			Sports Tampering		0	0	0	0
			Pornography/Obscene Material		1	1	2	0
			Prostitution		0	0	0	0
			Assisting or Promoting Prostitution		0	0	0	0
			Purchasing Prostitution		0	0	0	0
			Weapon Law Violations		1	0	0	0
			Animal Cruelty		1	1	2	0
			Total Group A Offenses		293	160	101	13
(*) Offenses are counted using the FBI Units of Count for Crime								
(**) The 'Arrests' column shows arrests made during the selected period, regardless of incident date. Arrest counts may be higher than incident counts.								
(***) Negligent Manslaughter now includes the killing of another person associated with driving under the influence, distracted driving (using a cell or smartphone), and reckless driving fatalities.								

# Mercer County Sheriff's Office – 2024

2024 Population Estimate			3,109	Offenses (*)		Arrests (**)			
				Group A Offenses	Reported	Cleared	Adult	Juvenile	
Offense Overview				Crimes Against Persons (***)					
Offense Total	72			Murder and Nonnegligent Manslaughter		0	0	0	0
Number Cleared	34			Negligent Manslaughter		0	0	0	0
Percent Cleared	47.22%			Aggravated Assault		0	0	0	0
Group A Crimes per 100,000 population	2,315.9			Simple Assault		6	2	2	0
				Intimidation		0	0	0	0
				Stalking		0	0	0	0
				All Rape		1	0	0	0
Arrest Overview									
Total Arrests	61			Criminal Sexual Contact		0	0	0	0
Adult Arrests	60			Incest		0	0	0	0
Juvenile Arrests	1			Statutory Rape		0	0	0	0
Unknown Age	0			Commercial Sex Acts		0	0	0	0
Arrests per 100,000 population	1,962.0			Involuntary Servitude		0	0	0	0
				Kidnapping/Abduction		0	0	0	0
				Crimes Against Property					
Average number offenses/incident	1.41			Arson		0	0	0	0
				Bribery		0	0	0	0
Domestic Incident Victims									
Offense	Reported	Cleared		Burglary/Breaking & Entering		3	0	0	0
Murder and Nonnegligent Manslaughter	0	0		Counterfeiting/Forgery		1	1	1	0
Aggravated Assault	0	0		Destruction/Damage/Vandalism of Property		11	0	0	0
Simple Assault	6	2		Embezzlement		0	0	0	0
Intimidation	0	0		Extortion/Blackmail		0	0	0	0
Stalking	0	0		False Pretenses/Swindle/Confidence Game		1	1	0	0
All Rape	0	0		Credit Card/Automated Teller Machine Fraud		0	0	0	0
Criminal Sexual Contact	0	0		Impersonation		0	0	0	0
Incest	0	0		Welfare Fraud		0	0	0	0
Statutory Rape	0	0		Wire Fraud		0	0	0	0
Kidnapping/Abduction	0	0		Identity Theft		1	0	0	0
Total	6	2		Hacking/Computer Invasion		0	0	0	0
Group B Arrests									
Offense	Adult	Juvenile		Robbery		1	1	1	0
Curfew/Loitering/Vagrancy Violations	0	0		Pocket-picking		0	0	0	0
Disorderly Conduct	1	0		Purse-snatching		0	0	0	0
Driving Under the Influence	12	0		Shoplifting		0	0	0	0
Family Offenses (Nonviolent)	0	0		Theft From Building		1	0	0	0
Liquor Law Violations	17	1		Theft From Coin Operated Machine or Device		0	0	0	0
Trespass of Real Property	0	0		Theft From Motor Vehicle		2	0	0	0
All Other Offenses	3	0		Theft of Motor Vehicle Parts/Accessories		0	0	0	0
Total Group B	33	1		All Other Larceny		8	0	0	0
				Motor Vehicle Theft		3	0	0	0
				Stolen Property Offenses		2	1	1	0
				Crimes Against Society					
				Drug/Narcotic Violations		13	13	15	0
				Drug Equipment Violations		15	14	6	0
				Betting/Wagering		0	0	0	0
				Operating/Promoting/Assisting Gambling		0	0	0	0
				Gambling Equipment Violations		0	0	0	0
				Sports Tampering		0	0	0	0
				Pornography/Obscene Material		0	0	0	0
				Prostitution		0	0	0	0
				Assisting or Promoting Prostitution		0	0	0	0
				Purchasing Prostitution		0	0	0	0
				Weapon Law Violations		2	1	1	0
				Animal Cruelty		1	0	0	0
				Total Group A Offenses		72	34	27	0
			</						

(\*) Offenses are counted using the FBI Units of Count for Crime  
 (\*\*) The 'Arrests' column shows arrests made during the selected period, regardless of incident date. Arrest counts may be higher than incident counts.  
 (\*\*\*) Negligent Manslaughter now includes the killing of another person associated with driving under the influence, distracted driving (using a cell or smartphone), and reckless driving fatalities.

# Morton County Sheriff's Office – 2024

2024 Population Estimate			9,853	Offenses (*)		Arrests (**)			
				Group A Offenses	Reported	Cleared	Adult	Juvenile	
Offense Overview				Crimes Against Persons (***)					
Offense Total		271		Murder and Nonnegligent Manslaughter		0	0	0	0
Number Cleared		68		Negligent Manslaughter		0	0	0	0
Percent Cleared		25.09%		Aggravated Assault		5	3	2	0
Group A Crimes per 100,000 population		2,750.4		Simple Assault		41	21	13	2
				Intimidation		10	5	3	0
				Stalking		19	0	0	0
Arrest Overview				All Rape <td>0</td> <td>0</td> <td>0</td> <td>0</td>		0	0	0	0
Total Arrests		148		Criminal Sexual Contact		7	0	1	0
Adult Arrests		129		Incest		0	0	0	0
Juvenile Arrests		19		Statutory Rape		2	0	0	0
Unknown Age		0		Commercial Sex Acts		0	0	0	0
Arrests per 100,000 population		1,502.1		Involuntary Servitude		0	0	0	0
				Kidnapping/Abduction		1	0	0	0
				Crimes Against Property					
Average number offenses/incident		1.18		Arson		0	0	0	0
				Bribery		0	0	0	0
Domestic Incident Victims									
Offense	Reported	Cleared		Burglary/Breaking & Entering <td>13</td> <td>2</td> <td>2</td> <td>0</td>		13	2	2	0
Murder and Nonnegligent Manslaughter	0	0		Counterfeiting/Forgery		8	5	4	1
Aggravated Assault	3	2		Destruction/Damage/Vandalism of Property		36	3	0	1
Simple Assault	21	12		Embezzlement		0	0	0	0
Intimidation	3	2		Extortion/Blackmail		0	0	0	0
Stalking	6	0		False Pretenses/Swindle/Confidence Game		16	8	7	0
All Rape	0	0		Credit Card/Automated Teller Machine Fraud		1	0	0	0
Criminal Sexual Contact	0	0		Impersonation		0	0	0	0
Incest	0	0		Welfare Fraud		0	0	0	0
Statutory Rape	0	0		Wire Fraud		4	0	0	0
Kidnapping/Abduction	1	0		Identity Theft		7	0	0	0
Total	34	16		Hacking/Computer Invasion		1	0	0	0
				Robbery		0	0	0	0
Group B Arrests									
Offense	Adult	Juvenile		Pocket-picking		0	0	0	0
Curfew/Loitering/Vagrancy Violations	0	0		Purse-snatching		0	0	0	0
Disorderly Conduct	6	1		Shoplifting		0	0	0	0
Driving Under the Influence	37	0		Theft From Building		5	1	0	1
Family Offenses (Nonviolent)	0	0		Theft From Coin Operated Machine or Device		0	0	0	0
Liquor Law Violations	29	9		Theft From Motor Vehicle		4	0	0	0
Trespass of Real Property	0	0		Theft of Motor Vehicle Parts/Accessories		1	0	0	0
All Other Offenses	12	3		All Other Larceny		38	2	1	1
Total Group B	84	13		Motor Vehicle Theft		13	0	0	0
				Stolen Property Offenses		3	2	3	0
				Crimes Against Society					
				Drug/Narcotic Violations		11	7	5	0
				Drug Equipment Violations		14	7	2	0
				Betting/Wagering		0	0	0	0
				Operating/Promoting/Assisting Gambling		0	0	0	0
				Gambling Equipment Violations		0	0	0	0
				Sports Tampering		0	0	0	0
				Pornography/Obscene Material		0	0	0	0
				Prostitution		0	0	0	0
				Assisting or Promoting Prostitution		0	0	0	0
				Purchasing Prostitution		0	0	0	0
				Weapon Law Violations		2	2	2	0
				Animal Cruelty		9	0	0	0
				Total Group A Offenses		271	68	45	6

(\*) Offenses are counted using the FBI Units of Count for Crime

(\*\*) The 'Arrests' column shows arrests made during the selected period, regardless of incident date. Arrest counts may be higher than incident counts.

(\*\*\*) Negligent Manslaughter now includes the killing of another person associated with driving under the influence, distracted driving (using a cell or smartphone), and reckless driving fatalities.

# Mountrail County Sheriff's Office – 2024

2024 Population Estimate			4,538	Offenses (*)		Arrests (**)			
Offense Overview			Group A Offenses		Reported	Cleared	Adult	Juvenile	
			Crimes Against Persons (***)						
Offense Total	161		Murder and Nonnegligent Manslaughter		0	0	0	0	
Number Cleared	33		Negligent Manslaughter		0	0	0	0	
Percent Cleared	20.50%		Aggravated Assault		2	1	1	0	
Group A Crimes per 100,000 population	3,547.8		Simple Assault		14	6	4	0	
			Intimidation		8	4	3	0	
			Stalking		0	0	0	0	
			All Rape		0	0	1	0	
Arrest Overview	57		Criminal Sexual Contact		0	0	0	0	
			Incest		0	0	0	0	
			Statutory Rape		0	0	0	0	
			Commercial Sex Acts		0	0	0	0	
	1		Involuntary Servitude		0	0	0	0	
Unknown Age	0		Kidnapping/Abduction		0	0	0	0	
Arrests per 100,000 population	1,256.1		Kidnapping/Abduction		1	1	0	0	
Average number offenses/incident	1.21		Crimes Against Property						
			Arson			1	0	0	0
			Bribery			0	0	0	0
			Burglary/Breaking & Entering			13	0	0	0
Domestic Incident Victims				Counterfeiting/Forgery		1	0	0	0
Offense	Reported	Cleared	Destruction/Damage/Vandalism of Property		32	1	1	0	
Murder and Nonnegligent Manslaughter	0	0	Embezzlement		2	0	0	0	
Aggravated Assault	0	0	Extortion/Blackmail		0	0	0	0	
Simple Assault	6	4	False Pretenses/Swindle/Confidence Game		7	0	0	0	
Intimidation	3	2	Credit Card/Automated Teller Machine Fraud		0	0	0	0	
Stalking	0	0	Impersonation		1	0	0	0	
All Rape	0	0	Welfare Fraud		0	0	0	0	
Criminal Sexual Contact	0	0	Wire Fraud		0	0	0	0	
Incest	0	0	Identity Theft		2	0	0	0	
Statutory Rape	0	0	Hacking/Computer Invasion		0	0	0	0	
Kidnapping/Abduction	0	0	Robbery		0	0	0	0	
Total	9	6	Pocket-picking		0	0	0	0	
Group B Arrests			Purse-snatching		0	0	0	0	
			Shoplifting		0	0	0	0	
			Theft From Building		6	0	0	0	
			Theft From Coin Operated Machine or Device		0	0	0	0	
Curfew/Loitering/Vagrancy Violations	0	0	Theft From Motor Vehicle		1	0	0	0	
Disorderly Conduct	0	0	Theft of Motor Vehicle Parts/Accessories		1	0	0	0	
Driving Under the Influence	7	0	All Other Larceny		24	0	0	0	
Family Offenses (Nonviolent)	0	0	Motor Vehicle Theft		10	1	1	0	
Liquor Law Violations	0	0	Stolen Property Offenses		1	1	1	0	
Trespass of Real Property	1	0	Crimes Against Society						
All Other Offenses	25	0	Drug/Narcotic Violations		13	7	4	1	
Total Group B	33	0	Drug Equipment Violations		17	9	7	0	
(*) Offenses are counted using the FBI Units of Count for Crime (**) The 'Arrests' column shows arrests made during the selected period, regardless of incident date. Arrest counts may be higher than incident counts. (***) Negligent Manslaughter now includes the killing of another person associated with driving under the influence, distracted driving (using a cell or smartphone), and reckless driving fatalities.			Betting/Wagering		0	0	0	0	
			Operating/Promoting/Assisting Gambling		0	0	0	0	
			Gambling Equipment Violations		0	0	0	0	
			Sports Tampering		0	0	0	0	
			Pornography/Obscene Material		0	0	0	0	
			Prostitution		0	0	0	0	
			Assisting or Promoting Prostitution		0	0	0	0	
			Purchasing Prostitution		0	0	0	0	
			Weapon Law Violations		3	2	0	0	
			Animal Cruelty		1	0	0	0	
			Total Group A Offenses		161	33	23	1	

(\*) Offenses are counted using the FBI Units of Count for Crime

(\*\*) The 'Arrests' column shows arrests made during the selected period, regardless of incident date. Arrest counts may be higher than incident counts.

(\*\*\*) Negligent Manslaughter now includes the killing of another person associated with driving under the influence, distracted driving (using a cell or smartphone), and reckless driving fatalities.

# Nelson County Sheriff's Office – 2024

2024 Population Estimate	3,031			Offenses (*)		Arrests (**)	
Offense Overview				Group A Offenses	Reported	Cleared	
				Crimes Against Persons (***)			Adult Juvenile
Offense Total	52			Murder and Nonnegligent Manslaughter	0	0	0 0
Number Cleared	22			Negligent Manslaughter	0	0	0 0
Percent Cleared	42.31%			Aggravated Assault	3	3	2 0
Group A Crimes per 100,000 population	1,715.6			Simple Assault	7	2	1 0
				Intimidation	0	0	0 0
				Stalking	0	0	0 0
				All Rape	1	0	0 0
				Criminal Sexual Contact	6	0	0 0
				Incest	0	0	0 0
				Statutory Rape	0	0	0 0
				Commercial Sex Acts	0	0	0 0
				Involuntary Servitude	0	0	0 0
				Kidnapping/Abduction	0	0	0 0
				Crimes Against Property			
				Arson	0	0	0 0
				Bribery	0	0	0 0
				Burglary/Breaking & Entering	3	2	2 0
				Counterfeiting/Forgery	2	1	2 0
				Destruction/Damage/Vandalism of Property	12	5	3 0
				Embezzlement	0	0	0 0
				Extortion/Blackmail	0	0	0 0
				False Pretenses/Swindle/Confidence Game	0	0	0 0
				Credit Card/Automated Teller Machine Fraud	0	0	0 0
				Impersonation	0	0	0 0
				Welfare Fraud	0	0	0 0
				Wire Fraud	0	0	0 0
				Identity Theft	0	0	0 0
				Hacking/Computer Invasion	0	0	0 0
				Robbery	0	0	0 0
				Pocket-picking	0	0	0 0
				Purse-snatching	0	0	0 0
				Shoplifting	0	0	0 0
				Theft From Building	0	0	0 0
				Theft From Coin Operated Machine or Device	0	0	0 0
				Theft From Motor Vehicle	0	0	0 0
				Theft of Motor Vehicle Parts/Accessories	0	0	0 0
				All Other Larceny	2	0	0 0
				Motor Vehicle Theft	0	0	0 0
				Stolen Property Offenses	0	0	0 0
				Crimes Against Society			
				Drug/Narcotic Violations	9	4	4 0
				Drug Equipment Violations	5	3	1 0
				Betting/Wagering	0	0	0 0
				Operating/Promoting/Assisting Gambling	0	0	0 0
				Gambling Equipment Violations	0	0	0 0
				Sports Tampering	0	0	0 0
				Pornography/Obscene Material	0	0	0 0
				Prostitution	0	0	0 0
				Assisting or Promoting Prostitution	0	0	0 0
				Purchasing Prostitution	0	0	0 0
				Weapon Law Violations	2	2	0 0
				Animal Cruelty	0	0	0 0
				Total Group A Offenses	52	22	15 0
Arrest Overview							
Total Arrests	84						
Adult Arrests	76						
Juvenile Arrests	8						
Unknown Age	0						
Arrests per 100,000 population	2,771.4						
Average number offenses/incident	1.41						
Domestic Incident Victims							
Offense	Reported	Cleared					
Murder and Nonnegligent Manslaughter	0	0					
Aggravated Assault	2	2					
Simple Assault	2	0					
Intimidation	0	0					
Stalking	0	0					
All Rape	0	0					
Criminal Sexual Contact	0	0					
Incest	0	0					
Statutory Rape	0	0					
Kidnapping/Abduction	0	0					
Total	4	2					
Group B Arrests							
Offense	Adult	Juvenile					
Curfew/Loitering/Vagrancy Violations	0	0					
Disorderly Conduct	3	0					
Driving Under the Influence	13	0					
Family Offenses (Nonviolent)	1	0					
Liquor Law Violations	3	4					
Trespass of Real Property	0	0					
All Other Offenses	41	4					
Total Group B	61	8					

(\*) Offenses are counted using the FBI Units of Count for Crime  
 (\*\*) The 'Arrests' column shows arrests made during the selected period, regardless of incident date. Arrest counts may be higher than incident counts.  
 (\*\*\*) Negligent Manslaughter now includes the killing of another person associated with driving under the influence, distracted driving (using a cell or smartphone), and reckless driving fatalities.

# Oliver County Sheriff's Office – 2024

2024 Population Estimate			1,908	Offenses (*)		Arrests (**)			
				Group A Offenses	Reported	Cleared	Adult	Juvenile	
Offense Overview				Crimes Against Persons (***)					
Offense Total		4		Murder and Nonnegligent Manslaughter		0	0	0	0
Number Cleared		3		Negligent Manslaughter		0	0	0	0
Percent Cleared		75.00%		Aggravated Assault		0	0	0	0
Group A Crimes per 100,000 population		209.6		Simple Assault		1	1	1	0
				Intimidation		0	0	0	0
				Stalking		0	0	0	0
				All Rape		0	0	0	0
Arrest Overview				Criminal Sexual Contact		0	0	0	0
Total Arrests		3		Incest		0	0	0	0
Adult Arrests		3		Statutory Rape		0	0	0	0
Juvenile Arrests		0		Commercial Sex Acts		0	0	0	0
Unknown Age		0		Involuntary Servitude		0	0	0	0
Arrests per 100,000 population		157.2		Kidnapping/Abduction		0	0	0	0
				Crimes Against Property					
Average number offenses/incident		1.00		Arson		0	0	0	0
				Bribery		0	0	0	0
Domestic Incident Victims					Burglary/Breaking & Entering	2	1	1	0
Offense	Reported	Cleared			Counterfeiting/Forgery	0	0	0	0
Murder and Nonnegligent Manslaughter	0	0			Destruction/Damage/Vandalism of Property	0	0	0	0
Aggravated Assault	0	0			Embezzlement	0	0	0	0
Simple Assault	1	1			Extortion/Blackmail	0	0	0	0
Intimidation	0	0			False Pretenses/Swindle/Confidence Game	0	0	0	0
Stalking	0	0			Credit Card/Automated Teller Machine Fraud	0	0	0	0
All Rape	0	0			Impersonation	0	0	0	0
Criminal Sexual Contact	0	0			Welfare Fraud	0	0	0	0
Incest	0	0			Wire Fraud	0	0	0	0
Statutory Rape	0	0			Identity Theft	0	0	0	0
Kidnapping/Abduction	0	0			Hacking/Computer Invasion	0	0	0	0
Total	1	1			Robbery	0	0	0	0
					Pocket-picking	0	0	0	0
Group B Arrests					Purse-snatching	0	0	0	0
Offense	Adult	Juvenile			Shoplifting	0	0	0	0
Curfew/Loitering/Vagrancy Violations	0	0			Theft From Building	0	0	0	0
Disorderly Conduct	0	0			Theft From Coin Operated Machine or Device	0	0	0	0
Driving Under the Influence	0	0			Theft From Motor Vehicle	0	0	0	0
Family Offenses (Nonviolent)	0	0			Theft of Motor Vehicle Parts/Accessories	0	0	0	0
Liquor Law Violations	0	0			All Other Larceny	0	0	0	0
Trespass of Real Property	0	0			Motor Vehicle Theft	0	0	0	0
All Other Offenses	0	0			Stolen Property Offenses	0	0	0	0
Total Group B	0	0			Crimes Against Society				
					Drug/Narcotic Violations	1	1	1	0
					Drug Equipment Violations	0	0	0	0
					Betting/Wagering	0	0	0	0
					Operating/Promoting/Assisting Gambling	0	0	0	0
					Gambling Equipment Violations	0	0	0	0
					Sports Tampering	0	0	0	0
					Pornography/Obscene Material	0	0	0	0
					Prostitution	0	0	0	0
					Assisting or Promoting Prostitution	0	0	0	0
					Purchasing Prostitution	0	0	0	0
					Weapon Law Violations	0	0	0	0
					Animal Cruelty	0	0	0	0
					Total Group A Offenses	4	3	3	
				(*) Offenses are counted using the FBI Units of Count for Crime					
				(**) The 'Arrests' column shows arrests made during the selected period, regardless of incident date. Arrest counts may be higher than incident counts.					
				(***) Negligent Manslaughter now includes the killing of another person associated with driving under the influence, distracted driving (using a cell or smartphone), and reckless driving fatalities.					

(\*) Offenses are counted using the FBI Units of Count for Crime  
 (\*\*) The 'Arrests' column shows arrests made during the selected period, regardless of incident date. Arrest counts may be higher than incident counts.  
 (\*\*\*) Negligent Manslaughter now includes the killing of another person associated with driving under the influence, distracted driving (using a cell or smartphone), and reckless driving fatalities.



# Pembina County Sheriff's Office – 2024

2024 Population Estimate			4,753	Offenses (*)		Arrests (**)		
				Reported	Cleared	Adult	Juvenile	
Offense Overview				Crimes Against Persons (***)				
Offense Total	86		Murder and Nonnegligent Manslaughter	0	0	0	0	
Number Cleared	18		Negligent Manslaughter	0	0	0	0	
Percent Cleared	20.93%		Aggravated Assault	5	2	2	0	
Group A Crimes per 100,000 population	1,809.4		Simple Assault	19	2	2	0	
			Intimidation	12	5	2	0	
			Stalking	1	0	0	0	
			All Rape	0	0	0	0	
Arrest Overview				Criminal Sexual Contact	2	0	0	0
Total Arrests	45		Incest	0	0	0	0	
Adult Arrests	45		Statutory Rape	0	0	0	0	
Juvenile Arrests	0		Commercial Sex Acts	0	0	0	0	
Unknown Age	0		Involuntary Servitude	0	0	0	0	
Arrests per 100,000 population	946.8		Kidnapping/Abduction	0	0	0	0	
			Crimes Against Property					
Average number offenses/incident	1.19		Arson	0	0	0	0	
			Bribery	0	0	0	0	
Domestic Incident Victims				Burglary/Breaking & Entering	4	1	1	0
Offense	Reported	Cleared		Counterfeiting/Forgery	0	0	0	0
Murder and Nonnegligent Manslaughter	0	0		Destruction/Damage/Vandalism of Property	8	0	0	0
Aggravated Assault	0	0		Embezzlement	0	0	0	0
Simple Assault	5	0		Extortion/Blackmail	0	0	0	0
Intimidation	0	0		False Pretenses/Swindle/Confidence Game	0	0	0	0
Stalking	0	0		Credit Card/Automated Teller Machine Fraud	0	0	0	0
All Rape	0	0		Impersonation	0	0	0	0
Criminal Sexual Contact	0	0		Welfare Fraud	0	0	0	0
Incest	0	0		Wire Fraud	0	0	0	0
Statutory Rape	0	0		Identity Theft	2	0	0	0
Kidnapping/Abduction	0	0		Hacking/Computer Invasion	0	0	0	0
Total	5	0		Robbery	0	0	0	0
Group B Arrests				Pocket-picking	0	0	0	0
Offense	Adult	Juvenile		Purse-snatching	0	0	0	0
Curfew/Loitering/Vagrancy Violations	0	0		Shoplifting	0	0	0	0
Disorderly Conduct	0	0		Theft From Building	0	0	0	0
Driving Under the Influence	18	0		Theft From Coin Operated Machine or Device	0	0	0	0
Family Offenses (Nonviolent)	1	0		Theft From Motor Vehicle	0	0	0	0
Liquor Law Violations	0	0		Theft of Motor Vehicle Parts/Accessories	0	0	0	0
Trespass of Real Property	1	0		All Other Larceny	16	2	2	0
All Other Offenses	11	0		Motor Vehicle Theft	2	0	0	0
Total Group B	31	0		Stolen Property Offenses	1	0	0	0
			Crimes Against Society					
				Drug/Narcotic Violations	5	1	1	0
				Drug Equipment Violations	8	5	4	0
				Betting/Wagering	0	0	0	0
				Operating/Promoting/Assisting Gambling	0	0	0	0
				Gambling Equipment Violations	0	0	0	0
				Sports Tampering	0	0	0	0
				Pornography/Obscene Material	0	0	0	0
				Prostitution	0	0	0	0
				Assisting or Promoting Prostitution	0	0	0	0
				Purchasing Prostitution	0	0	0	0
				Weapon Law Violations	1	0	0	0
				Animal Cruelty	0	0	0	0
				Total Group A Offenses	86	18	14	0

(\*) Offenses are counted using the FBI Units of Count for Crime  
 (\*\*) The 'Arrests' column shows arrests made during the selected period, regardless of incident date. Arrest counts may be higher than incident counts.  
 (\*\*\*) Negligent Manslaughter now includes the killing of another person associated with driving under the influence, distracted driving (using a cell or smartphone), and reckless driving fatalities.

# Pierce County Sheriff's Office – 2024

2024 Population Estimate			1,502	Offenses (*)		Arrests (**)		
				Group A Offenses	Reported	Cleared	Adult	Juvenile
Offense Overview				Crimes Against Persons (***)				
Offense Total		33		Murder and Nonnegligent Manslaughter	0	0	0	0
Number Cleared		3		Negligent Manslaughter	0	0	0	0
Percent Cleared		9.09%		Aggravated Assault	0	0	0	0
Group A Crimes per 100,000 population		2,197.1		Simple Assault	2	0	0	0
				Intimidation	0	0	0	0
				Stalking	3	1	1	0
				All Rape	0	0	0	0
Arrest Overview								
Total Arrests		9		Criminal Sexual Contact	0	0	0	0
Adult Arrests		9		Incest	0	0	0	0
Juvenile Arrests		0		Statutory Rape	0	0	0	0
Unknown Age		0		Commercial Sex Acts	0	0	0	0
Arrests per 100,000 population		599.2		Involuntary Servitude	0	0	0	0
Average <u>number</u> offenses/incident		1.14		Kidnapping/Abduction	0	0	0	0
				Crimes Against Property				
				Arson	0	0	0	0
				Bribery	0	0	0	0
Domestic Incident Victims								
Offense	Reported	Cleared		Burglary/Breaking & Entering	0	0	0	0
Murder and Nonnegligent Manslaughter	0	0		Counterfeiting/Forgery	0	0	0	0
Aggravated Assault	0	0		Destruction/Damage/Vandalism of Property	8	0	0	0
Simple Assault	0	0		Embezzlement	0	0	0	0
Intimidation	0	0		Extortion/Blackmail	0	0	0	0
Stalking	0	0		False Pretenses/Swindle/Confidence Game	0	0	0	0
All Rape	0	0		Credit Card/Automated Teller Machine Fraud	0	0	0	0
Criminal Sexual Contact	0	0		Impersonation	0	0	0	0
Incest	0	0		Welfare Fraud	0	0	0	0
Statutory Rape	0	0		Wire Fraud	0	0	0	0
Kidnapping/Abduction	0	0		Identity Theft	3	0	0	0
Total	0	0		Hacking/Computer Invasion	1	0	0	0
Group B Arrests								
Offense	Adult	Juvenile		Robbery	0	0	0	0
Curfew/Loitering/Vagrancy Violations	0	0		Pocket-picking	0	0	0	0
Disorderly Conduct	0	0		Purse-snatching	0	0	0	0
Driving Under the Influence	2	0		Shoplifting	0	0	0	0
Family Offenses (Nonviolent)	0	0		Theft From Building	2	0	0	0
Liquor Law Violations	0	0		Theft From Coin Operated Machine or Device	0	0	0	0
Trespass of Real Property	0	0		Theft From Motor Vehicle	0	0	0	0
All Other Offenses	5	0		Theft of Motor Vehicle Parts/Accessories	0	0	0	0
Total Group B	7	0		All Other Larceny	5	0	0	0
(*) Offenses are counted using the FBI Units of Count for Crime (**) The 'Arrests' column shows arrests made during the selected period, regardless of incident date. Arrest counts may be higher than incident counts. (***) Negligent Manslaughter now includes the killing of another person associated with driving under the influence, distracted driving (using a cell or smartphone), and reckless driving fatalities.				Motor Vehicle Theft	3	0	0	0
				Stolen Property Offenses	0	0	0	0
				Crimes Against Society				
				Drug/Narcotic Violations	2	1	1	0
				Drug Equipment Violations	2	1	0	0
				Betting/Wagering	0	0	0	0
				Operating/Promoting/Assisting Gambling	0	0	0	0
				Gambling Equipment Violations	0	0	0	0
				Sports Tampering	0	0	0	0
				Pornography/Obscene Material	0	0	0	0
				Prostitution	0	0	0	0
				Assisting or Promoting Prostitution	0	0	0	0
				Purchasing Prostitution	0	0	0	0
				Weapon Law Violations	0	0	0	0
				Animal Cruelty	2	0	0	0
				Total Group A Offenses	33	3	2	0

(\*) Offenses are counted using the FBI Units of Count for Crime

(\*\*) The 'Arrests' column shows arrests made during the selected period, regardless of incident date. Arrest counts may be higher than incident counts.

(\*\*\*) Negligent Manslaughter now includes the killing of another person associated with driving under the influence, distracted driving (using a cell or smartphone), and reckless driving fatalities.



# Ramsey County Sheriff's Office – 2024

2024 Population Estimate			4,461	Offenses (*)		Arrests (**)			
				Group A Offenses	Reported	Cleared	Adult	Juvenile	
Offense Overview				Crimes Against Persons (***)					
Offense Total	61			Murder and Nonnegligent Manslaughter		0	0	0	0
Number Cleared	25			Negligent Manslaughter		0	0	0	0
Percent Cleared	40.98%			Aggravated Assault		3	2	2	0
Group A Crimes per 100,000 population	1,367.4			Simple Assault		6	3	3	0
				Intimidation		2	1	1	0
				Stalking		0	0	0	0
				All Rape		0	0	0	0
Arrest Overview									
Total Arrests	133			Criminal Sexual Contact		0	0	0	0
Adult Arrests	127			Incest		0	0	0	0
Juvenile Arrests	6			Statutory Rape		0	0	0	0
Unknown Age	0			Commercial Sex Acts		0	0	0	0
Arrests per 100,000 population	2,981.4			Involuntary Servitude		0	0	0	0
				Kidnapping/Abduction		0	0	0	0
				Crimes Against Property					
Average number offenses/incident	1.22			Arson		0	0	0	0
				Bribery		0	0	0	0
Domestic Incident Victims									
Offense	Reported	Cleared		Burglary/Breaking & Entering		3	0	0	0
				Counterfeiting/Forgery		1	0	0	0
Murder and Nonnegligent Manslaughter	0	0		Destruction/Damage/Vandalism of Property		4	1	0	0
Aggravated Assault	1	0		Embezzlement		0	0	0	0
Simple Assault	2	2		Extortion/Blackmail		0	0	0	0
Intimidation	0	0		False Pretenses/Swindle/Confidence Game		0	0	0	0
Stalking	0	0		Credit Card/Automated Teller Machine Fraud		0	0	0	0
All Rape	0	0		Impersonation		0	0	0	0
Criminal Sexual Contact	0	0		Welfare Fraud		0	0	0	0
Incest	0	0		Wire Fraud		1	0	0	0
Statutory Rape	0	0		Identity Theft		1	0	0	0
Kidnapping/Abduction	0	0		Hacking/Computer Invasion		0	0	0	0
Total	3	2		Robbery		0	0	0	0
				Pocket-picking		0	0	0	0
				Purse-snatching		0	0	0	0
Group B Arrests									
Offense	Adult	Juvenile		Shoplifting		0	0	0	0
Curfew/Loitering/Vagrancy Violations	0	0		Theft From Building		0	0	0	0
Disorderly Conduct	2	0		Theft From Coin Operated Machine or Device		0	0	0	0
Driving Under the Influence	46	3		Theft From Motor Vehicle		0	0	0	0
Family Offenses (Nonviolent)	0	0		Theft of Motor Vehicle Parts/Accessories		0	0	0	0
Liquor Law Violations	12	2		All Other Larceny		7	1	1	0
Trespass of Real Property	0	0		Motor Vehicle Theft		1	0	0	0
All Other Offenses	48	1		Stolen Property Offenses		1	1	1	0
Total Group B	108	6		Crimes Against Society					
				Drug/Narcotic Violations		15	7	6	0
				Drug Equipment Violations		14	8	5	0
(*) Offenses are counted using the FBI Units of Count for Crime (**) The 'Arrests' column shows arrests made during the selected period, regardless of incident date. Arrest counts may be higher than incident counts. (***) Negligent Manslaughter now includes the killing of another person associated with driving under the influence, distracted driving (using a cell or smartphone), and reckless driving fatalities.				Betting/Wagering		0	0	0	0
				Operating/Promoting/Assisting Gambling		0	0	0	0
				Gambling Equipment Violations		0	0	0	0
				Sports Tampering		0	0	0	0
				Pornography/Obscene Material		0	0	0	0
				Prostitution		0	0	0	0
				Assisting or Promoting Prostitution		0	0	0	0
				Purchasing Prostitution		0	0	0	0
				Weapon Law Violations		0	0	0	0
				Animal Cruelty		2	1	0	0
				Total Group A Offenses		61	25	19	0

(\*) Offenses are counted using the FBI Units of Count for Crime  
 (\*\*) The 'Arrests' column shows arrests made during the selected period, regardless of incident date. Arrest counts may be higher than incident counts.  
 (\*\*\*) Negligent Manslaughter now includes the killing of another person associated with driving under the influence, distracted driving (using a cell or smartphone), and reckless driving fatalities.

# Ransom County Sheriff's Office – 2024

2024 Population Estimate			3,487	Offenses (*)		Arrests (**)				
				Group A Offenses	Reported	Cleared	Adult	Juvenile		
Offense Overview				Crimes Against Persons (***)						
Offense Total			75	Murder and Nonnegligent Manslaughter		0	0	0	0	
Number Cleared			19	Negligent Manslaughter		2	2	1	0	
Percent Cleared			25.33%	Aggravated Assault		2	1	0	0	
Group A Crimes per 100,000 population			2,150.8	Simple Assault		9	3	2	1	
				Intimidation		2	0	0	0	
				Stalking		9	0	0	0	
Arrest Overview				All Rape		0	0	2	0	
Total Arrests			32	Criminal Sexual Contact		1	0	0	0	
Adult Arrests			26	Incest		0	0	0	0	
Juvenile Arrests			6	Statutory Rape		0	0	0	0	
Unknown Age			0	Commercial Sex Acts		0	0	0	0	
Arrests per 100,000 population			917.7	Involuntary Servitude		0	0	0	0	
				Kidnapping/Abduction		1	1	0	0	
				Crimes Against Property						
Average number offenses/incident			1.27	Arson		0	0	0	0	
				Bribery		0	0	0	0	
Domestic Incident Victims				Burglary/Breaking & Entering		1	0	1	0	
Offense			Reported	Cleared	Counterfeiting/Forgery	1	0	0	0	
Murder and Nonnegligent Manslaughter			0	0	Destruction/Damage/Vandalism of Property	12	3	1	0	
Aggravated Assault			2	1	Embezzlement	0	0	0	0	
Simple Assault			7	2	Extortion/Blackmail	0	0	0	0	
Intimidation			0	0	False Pretenses/Swindle/Confidence Game	3	0	1	0	
Stalking			3	0	Credit Card/Automated Teller Machine Fraud	0	0	0	0	
All Rape			0	0	Impersonation	0	0	0	0	
Criminal Sexual Contact			1	0	Welfare Fraud	0	0	0	0	
Incest			0	0	Wire Fraud	0	0	0	0	
Statutory Rape			0	0	Identity Theft	1	0	0	0	
Kidnapping/Abduction			1	1	Hacking/Computer Invasion	0	0	0	0	
Total			14	4	Robbery	0	0	0	0	
					Pocket-picking	0	0	0	0	
Group B Arrests					Purse-snatching	0	0	0	0	
Offense			Adult	Juvenile	Shoplifting	0	0	0	0	
Curfew/Loitering/Vagrancy Violations			0	0	Theft From Building	1	0	0	0	
Disorderly Conduct			2	0	Theft From Coin Operated Machine or Device	0	0	0	0	
Driving Under the Influence			1	0	Theft From Motor Vehicle	1	0	0	0	
Family Offenses (Nonviolent)			0	0	Theft of Motor Vehicle Parts/Accessories	0	0	0	0	
Liquor Law Violations			1	2	All Other Larceny	13	1	2	0	
Trespass of Real Property			3	0	Motor Vehicle Theft	5	2	0	2	
All Other Offenses			5	0	Stolen Property Offenses	1	1	2	0	
Total Group B			12	2	Crimes Against Society					
					Drug/Narcotic Violations		2	0	0	0
					Drug Equipment Violations		6	3	2	0
					Betting/Wagering		0	0	0	0
					Operating/Promoting/Assisting Gambling		0	0	0	0
					Gambling Equipment Violations		0	0	0	0
					Sports Tampering		0	0	0	0
					Pornography/Obscene Material		0	0	0	0
					Prostitution		0	0	0	0
					Assisting or Promoting Prostitution		0	0	0	0
					Purchasing Prostitution		0	0	0	0
					Weapon Law Violations		0	0	0	0
					Animal Cruelty		2	2	0	1
					Total Group A Offenses		75	19	14	4

(\*) Offenses are counted using the FBI Units of Count for Crime  
 (\*\*) The 'Arrests' column shows arrests made during the selected period, regardless of incident date. Arrest counts may be higher than incident counts.

(\*\*\*) Negligent Manslaughter now includes the killing of another person associated with driving under the influence, distracted driving (using a cell or smartphone), and reckless driving fatalities.

# Renville County Sheriff's Office – 2024

2024 Population Estimate	2,313		Offenses (*)		Arrests (**)	
Offense Overview			Group A Offenses	Reported	Cleared	
			Crimes Against Persons (***)			Adult Juvenile
Offense Total	28		Murder and Nonnegligent Manslaughter	0	0	0 0
Number Cleared	14		Negligent Manslaughter	0	0	0 0
Percent Cleared	50.00%		Aggravated Assault	2	2	1 0
Group A Crimes per 100,000 population	1,210.5		Simple Assault	12	6	5 0
			Intimidation	2	0	0 0
			Stalking	0	0	0 0
			All Rape	0	0	0 0
			Criminal Sexual Contact	0	0	0 0
			Incest	0	0	0 0
			Statutory Rape	0	0	0 0
			Commercial Sex Acts	0	0	0 0
			Involuntary Servitude	0	0	0 0
			Kidnapping/Abduction	0	0	0 0
			Crimes Against Property			
			Arson	0	0	0 0
			Bribery	0	0	0 0
			Burglary/Breaking & Entering	0	0	0 0
			Counterfeiting/Forgery	0	0	0 0
			Destruction/Damage/Vandalism of Property	3	1	0 0
			Embezzlement	0	0	0 0
			Extortion/Blackmail	0	0	0 0
			False Pretenses/Swindle/Confidence Game	1	0	0 0
			Credit Card/Automated Teller Machine Fraud	0	0	0 0
			Impersonation	0	0	0 0
			Welfare Fraud	0	0	0 0
			Wire Fraud	0	0	0 0
			Identity Theft	1	0	0 0
			Hacking/Computer Invasion	0	0	0 0
			Robbery	0	0	0 0
			Pocket-picking	0	0	0 0
			Purse-snatching	0	0	0 0
			Shoplifting	0	0	0 0
			Theft From Building	1	1	1 0
			Theft From Coin Operated Machine or Device	0	0	0 0
			Theft From Motor Vehicle	0	0	0 0
			Theft of Motor Vehicle Parts/Accessories	0	0	0 0
			All Other Larceny	1	0	0 0
			Motor Vehicle Theft	3	2	0 0
			Stolen Property Offenses	1	1	0 0
			Crimes Against Society			
			Drug/Narcotic Violations	1	1	0 0
			Drug Equipment Violations	0	0	0 0
			Betting/Wagering	0	0	0 0
			Operating/Promoting/Assisting Gambling	0	0	0 0
			Gambling Equipment Violations	0	0	0 0
			Sports Tampering	0	0	0 0
			Pornography/Obscene Material	0	0	0 0
			Prostitution	0	0	0 0
			Assisting or Promoting Prostitution	0	0	0 0
			Purchasing Prostitution	0	0	0 0
			Weapon Law Violations	0	0	0 0
			Animal Cruelty	0	0	0 0
			Total Group A Offenses	28	14	7 0
Domestic Incident Victims						
Offense	Reported	Cleared				
Murder and Nonnegligent Manslaughter	0	0				
Aggravated Assault	0	0				
Simple Assault	9	3				
Intimidation	2	0				
Stalking	0	0				
All Rape	0	0				
Criminal Sexual Contact	0	0				
Incest	0	0				
Statutory Rape	0	0				
Kidnapping/Abduction	0	0				
Total	11	3				
Group B Arrests						
Offense	Adult	Juvenile				
Curfew/Loitering/Vagrancy Violations	0	0				
Disorderly Conduct	0	0				
Driving Under the Influence	0	0				
Family Offenses (Nonviolent)	0	0				
Liquor Law Violations	0	0				
Trespass of Real Property	1	0				
All Other Offenses	5	0				
Total Group B	6	0				

(\*) Offenses are counted using the FBI Units of Count for Crime  
 (\*\*) The 'Arrests' column shows arrests made during the selected period, regardless of incident date. Arrest counts may be higher than incident counts.  
 (\*\*\*) Negligent Manslaughter now includes the killing of another person associated with driving under the influence, distracted driving (using a cell or smartphone), and reckless driving fatalities.

# Richland County Sheriff's Office – 2024

2024 Population Estimate	8,801		Offenses (*)		Arrests (**)	
Offense Overview			Group A Offenses	Reported	Cleared	
			Crimes Against Persons (***)			Adult Juvenile
Offense Total	113		Murder and Nonnegligent Manslaughter	0	0	0 0
Number Cleared	10		Negligent Manslaughter	0	0	0 0
Percent Cleared	8.85%		Aggravated Assault	1	0	1 0
Group A Crimes per 100,000 population	1,283.9		Simple Assault	40	5	3 0
			Intimidation	5	0	0 0
			Stalking	0	0	0 0
			All Rape	1	0	0 0
			Criminal Sexual Contact	1	0	0 0
			Incest	0	0	0 0
			Statutory Rape	0	0	0 0
			Commercial Sex Acts	0	0	0 0
			Involuntary Servitude	0	0	0 0
			Kidnapping/Abduction	1	0	0 0
			Crimes Against Property			
			Arson	1	0	0 0
			Bribery	0	0	0 0
			Burglary/Breaking & Entering	7	0	0 0
			Counterfeiting/Forgery	1	0	0 0
			Destruction/Damage/Vandalism of Property	12	0	0 0
			Embezzlement	0	0	0 0
			Extortion/Blackmail	0	0	0 0
			False Pretenses/Swindle/Confidence Game	4	1	0 0
			Credit Card/Automated Teller Machine Fraud	1	0	0 0
			Impersonation	0	0	0 0
			Welfare Fraud	0	0	0 0
			Wire Fraud	0	0	0 0
			Identity Theft	0	0	0 0
			Hacking/Computer Invasion	0	0	0 0
			Robbery	0	0	0 0
			Pocket-picking	0	0	0 0
			Purse-snatching	1	0	0 0
			Shoplifting	1	0	0 0
			Theft From Building	0	0	0 0
			Theft From Coin Operated Machine or Device	0	0	0 0
			Theft From Motor Vehicle	4	0	0 0
			Theft of Motor Vehicle Parts/Accessories	1	0	0 0
			All Other Larceny	12	0	0 0
			Motor Vehicle Theft	2	0	0 0
			Stolen Property Offenses	2	0	0 0
			Crimes Against Society			
			Drug/Narcotic Violations	5	1	1 0
			Drug Equipment Violations	8	3	3 0
			Betting/Wagering	0	0	0 0
			Operating/Promoting/Assisting Gambling	0	0	0 0
			Gambling Equipment Violations	0	0	0 0
			Sports Tampering	0	0	0 0
			Pornography/Obscene Material	0	0	0 0
			Prostitution	0	0	0 0
			Assisting or Promoting Prostitution	0	0	0 0
			Purchasing Prostitution	0	0	0 0
			Weapon Law Violations	2	0	0 0
			Animal Cruelty	0	0	0 0
			Total Group A Offenses	113	10	8 0
Domestic Incident Victims						
Offense	Reported	Cleared				
Murder and Nonnegligent Manslaughter	0	0				
Aggravated Assault	0	0				
Simple Assault	0	0				
Intimidation	0	0				
Stalking	0	0				
All Rape	0	0				
Criminal Sexual Contact	0	0				
Incest	0	0				
Statutory Rape	0	0				
Kidnapping/Abduction	0	0				
Total	0	0				
Group B Arrests						
Offense	Adult	Juvenile				
Curfew/Loitering/Vagrancy Violations	0	0				
Disorderly Conduct	0	0				
Driving Under the Influence	5	0				
Family Offenses (Nonviolent)	0	0				
Liquor Law Violations	2	0				
Trespass of Real Property	0	0				
All Other Offenses	6	0				
Total Group B	13	0				

(\*) Offenses are counted using the FBI Units of Count for Crime  
 (\*\*) The 'Arrests' column shows arrests made during the selected period, regardless of incident date. Arrest counts may be higher than incident counts.  
 (\*\*\*) Negligent Manslaughter now includes the killing of another person associated with driving under the influence, distracted driving (using a cell or smartphone), and reckless driving fatalities.

# Rolette County Sheriff's Office – 2024

2024 Population Estimate			9,532	Offenses (*)		Arrests (**)		
Offense Overview			Group A Offenses		Reported	Cleared	Adult	Juvenile
			Crimes Against Persons (***)					
Offense Total	106		Murder and Nonnegligent Manslaughter		0	0	0	0
Number Cleared	67		Negligent Manslaughter		0	0	0	0
Percent Cleared	63.21%		Aggravated Assault		6	2	2	0
Group A Crimes per 100,000 population	1,112.0		Simple Assault		14	8	7	0
			Intimidation		2	0	0	0
			Stalking		4	0	0	0
			All Rape		1	0	0	0
Arrest Overview	110		Criminal Sexual Contact		0	0	0	0
			Incest		0	0	0	0
			Statutory Rape		0	0	0	0
			Commercial Sex Acts		0	0	0	0
	109		Involuntary Servitude		0	0	0	0
Juvenile Arrests	1		Kidnapping/Abduction		0	0	0	0
Unknown Age	0		Crimes Against Property					
Arrests per 100,000 population	1,154.0		Arson		0	0	0	0
			Bribery		0	0	0	0
			Burglary/Breaking & Entering		3	1	1	0
			Counterfeiting/Forgery		0	0	0	0
Average number offenses/incident	1.31		Destruction/Damage/Vandalism of Property		6	2	2	0
			Embezzlement		0	0	0	0
			Extortion/Blackmail		0	0	0	0
			False Pretenses/Swindle/Confidence Game		14	13	14	0
Domestic Incident Victims								
Offense	Reported	Cleared	Credit Card/Automated Teller Machine Fraud		0	0	0	0
Murder and Nonnegligent Manslaughter	0	0	Impersonation		0	0	0	0
Aggravated Assault	0	0	Welfare Fraud		0	0	0	0
Simple Assault	11	8	Wire Fraud		0	0	0	0
Intimidation	0	0	Identity Theft		0	0	0	0
Stalking	3	0	Hacking/Computer Invasion		0	0	0	0
All Rape	0	0	Robbery		0	0	0	0
Criminal Sexual Contact	0	0	Pocket-picking		0	0	0	0
Incest	0	0	Purse-snatching		0	0	0	0
Statutory Rape	0	0	Shoplifting		0	0	0	0
Kidnapping/Abduction	0	0	Theft From Building		0	0	0	0
Total	14	8	Theft From Coin Operated Machine or Device		0	0	0	0
Group B Arrests								
Offense	Adult	Juvenile	Theft From Motor Vehicle		2	0	0	0
Curfew/Loitering/Vagrancy Violations	0	0	Theft of Motor Vehicle Parts/Accessories		1	0	0	0
Disorderly Conduct	11	0	All Other Larceny		4	0	0	0
Driving Under the Influence	20	0	Motor Vehicle Theft		4	2	2	0
Family Offenses (Nonviolent)	0	0	Stolen Property Offenses		3	1	1	0
Liquor Law Violations	1	0	Crimes Against Society					
Trespass of Real Property	3	0	Drug/Narcotic Violations		21	19	17	0
All Other Offenses	16	1	Drug Equipment Violations		17	17	11	0
Total Group B	51	1	Betting/Wagering		0	0	0	0
(*) Offenses are counted using the FBI Units of Count for Crime (**) The 'Arrests' column shows arrests made during the selected period, regardless of incident date. Arrest counts may be higher than incident counts. (***) Negligent Manslaughter now includes the killing of another person associated with driving under the influence, distracted driving (using a cell or smartphone), and reckless driving fatalities.			Operating/Promoting/Assisting Gambling		0	0	0	0
			Gambling Equipment Violations		0	0	0	0
			Sports Tampering		0	0	0	0
			Pornography/Obscene Material		1	1	0	0
			Prostitution		0	0	0	0
			Assisting or Promoting Prostitution		0	0	0	0
			Purchasing Prostitution		0	0	0	0
			Weapon Law Violations		1	1	1	0
			Animal Cruelty		2	0	0	0
			Total Group A Offenses		106	67	58	0

# Sargent County Sheriff's Office – 2024

2024 Population Estimate			3,811	Offenses (*)		Arrests (**)							
				Group A Offenses	Reported	Cleared	Adult	Juvenile					
Offense Overview				Crimes Against Persons (***)									
Offense Total		39		Murder and Nonnegligent Manslaughter		0	0	0	0				
Number Cleared		13		Negligent Manslaughter		0	0	0	0				
Percent Cleared		33.33%		Aggravated Assault		4	1	1	0				
Group A Crimes per 100,000 population		1,023.4		Simple Assault		7	0	0	0				
				Intimidation		7	5	4	0				
				Stalking		0	0	0	0				
				All Rape		1	1	0	0				
Arrest Overview				Criminal Sexual Contact		4	1	1	0				
Total Arrests		31		Incest		0	0	0	0				
Adult Arrests		30		Statutory Rape		0	0	0	0				
Juvenile Arrests		1		Commercial Sex Acts		0	0	2	0				
Unknown Age		0		Involuntary Servitude		0	0	0	0				
Arrests per 100,000 population		813.4		Kidnapping/Abduction		0	0	0	0				
				Crimes Against Property									
Average number offenses/incident		1.18		Arson		0	0	0	0				
				Bribery		0	0	0	0				
				Burglary/Breaking & Entering		4	1	0	0				
Domestic Incident Victims				Counterfeiting/Forgery		0	0	0	0				
Offense	Reported	Cleared	Murder and Nonnegligent Manslaughter		0	0	Destruction/Damage/Vandalism of Property		2	0	0	0	
Aggravated Assault	2	0	Embezzlement		0	0	Extortion/Blackmail		0	0	0	0	
Simple Assault	5	0	Extortion/Blackmail		0	0	False Pretenses/Swindle/Confidence Game		1	0	0	0	
Intimidation	1	1	False Pretenses/Swindle/Confidence Game		1	0	Credit Card/Automated Teller Machine Fraud		0	0	0	0	
Stalking	0	0	Credit Card/Automated Teller Machine Fraud		0	0	Impersonation		0	0	0	0	
All Rape	0	0	Impersonation		0	0	Welfare Fraud		0	0	0	0	
Criminal Sexual Contact	1	0	Welfare Fraud		0	0	Wire Fraud		0	0	0	0	
Incest	0	0	Wire Fraud		0	0	Identity Theft		1	0	0	0	
Statutory Rape	0	0	Identity Theft		1	0	Hacking/Computer Invasion		0	0	0	0	
Kidnapping/Abduction	0	0	Hacking/Computer Invasion		0	0	Robbery		0	0	0	0	
Total	9	1	Robbery		0	0	Pocket-picking		0	0	0	0	
				Purse-snatching		0	0	Shoplifting		0	0	0	0
Group B Arrests				Shoplifting		0	0	Theft From Building		1	1	1	0
Offense	Adult	Juvenile	Theft From Building		1	1	Theft From Coin Operated Machine or Device		0	0	0	0	
Curfew/Loitering/Vagrancy Violations	0	0	Theft From Coin Operated Machine or Device		0	0	Theft From Motor Vehicle		1	0	0	0	
Disorderly Conduct	0	0	Theft From Motor Vehicle		1	0	Theft of Motor Vehicle Parts/Accessories		0	0	0	0	
Driving Under the Influence	12	0	Theft of Motor Vehicle Parts/Accessories		0	0	All Other Larceny		2	0	0	0	
Family Offenses (Nonviolent)	0	0	All Other Larceny		2	0	Motor Vehicle Theft		1	0	0	0	
Liquor Law Violations	2	1	Motor Vehicle Theft		1	0	Stolen Property Offenses		1	1	1	0	
Trespass of Real Property	1	0	Stolen Property Offenses		1	1	Crimes Against Society						
All Other Offenses	5	0	Crimes Against Society				Drug/Narcotic Violations		1	1	0	0	
Total Group B	20	1	Drug/Narcotic Violations		1	1	Drug Equipment Violations		1	1	0	0	
				Drug Equipment Violations		1	1	Betting/Wagering		0	0	0	0
(*) Offenses are counted using the FBI Units of Count for Crime (**) The 'Arrests' column shows arrests made during the selected period, regardless of incident date. Arrest counts may be higher than incident counts. (***) Negligent Manslaughter now includes the killing of another person associated with driving under the influence, distracted driving (using a cell or smartphone), and reckless driving fatalities.			Betting/Wagering		0	0	Operating/Promoting/Assisting Gambling		0	0	0	0	
			Operating/Promoting/Assisting Gambling		0	0	Gambling Equipment Violations		0	0	0	0	
			Gambling Equipment Violations		0	0	Sports Tampering		0	0	0	0	
			Sports Tampering		0	0	Pornography/Obscene Material		0	0	0	0	
			Pornography/Obscene Material		0	0	Prostitution		0	0	0	0	
			Prostitution		0	0	Assisting or Promoting Prostitution		0	0	0	0	
			Assisting or Promoting Prostitution		0	0	Purchasing Prostitution		0	0	0	0	
			Purchasing Prostitution		0	0	Weapon Law Violations		0	0	0	0	
			Weapon Law Violations		0	0	Animal Cruelty		0	0	0	0	
			Animal Cruelty		0	0	Total Group A Offenses		39	13	10		

(\*) Offenses are counted using the FBI Units of Count for Crime  
 (\*\*) The 'Arrests' column shows arrests made during the selected period, regardless of incident date. Arrest counts may be higher than incident counts.  
 (\*\*\*) Negligent Manslaughter now includes the killing of another person associated with driving under the influence, distracted driving (using a cell or smartphone), and reckless driving fatalities.



# Sheridan County Sheriff's Office – 2024

2024 Population Estimate	1,286			Offenses (*)		Arrests (**)	
		Group A Offenses		Reported	Cleared	Adult	Juvenile
Offense Overview		Crimes Against Persons (***)					
Offense Total	36	Murder and Nonnegligent Manslaughter		0	0	0	0
Number Cleared	12	Negligent Manslaughter		0	0	0	0
Percent Cleared	33.33%	Aggravated Assault		0	0	0	0
Group A Crimes per 100,000 population	2,799.4	Simple Assault		3	2	1	0
		Intimidation		2	1	1	0
		Stalking		3	1	0	0
Arrest Overview		All Rape		0	0	0	0
Total Arrests	13	Criminal Sexual Contact		1	0	0	0
Adult Arrests	13	Incest		0	0	0	0
Juvenile Arrests	0	Statutory Rape		0	0	0	0
Unknown Age	0	Commercial Sex Acts		0	0	0	0
Arrests per 100,000 population	1,010.9	Involuntary Servitude		0	0	0	0
		Kidnapping/Abduction		0	0	0	0
		Crimes Against Property					
Average number offenses/incident		Arson		0	0	0	0
		Bribery		0	0	0	0
Domestic Incident Victims		Burglary/Breaking & Entering		1	0	0	0
Offense	Reported	Cleared	Counterfeiting/Forgery		0	0	0
Murder and Nonnegligent Manslaughter	0	0	Destruction/Damage/Vandalism of Property		4	0	0
Aggravated Assault	0	0	Embezzlement		0	0	0
Simple Assault	2	2	Extortion/Blackmail		0	0	0
Intimidation	1	1	False Pretenses/Swindle/Confidence Game		3	1	2
Stalking	0	0	Credit Card/Automated Teller Machine Fraud		0	0	0
All Rape	0	0	Impersonation		0	0	0
Criminal Sexual Contact	0	0	Welfare Fraud		0	0	0
Incest	0	0	Wire Fraud		0	0	0
Statutory Rape	0	0	Identity Theft		1	0	0
Kidnapping/Abduction	0	0	Hacking/Computer Invasion		0	0	0
Total	3	3	Robbery		0	0	0
Group B Arrests		Pocket-picking		0	0	0	0
Offense	Adult	Juvenile	Purse-snatching		0	0	0
Curfew/Loitering/Vagrancy Violations	0	0	Shoplifting		0	0	0
Disorderly Conduct	0	0	Theft From Building		1	0	0
Driving Under the Influence	2	0	Theft From Coin Operated Machine or Device		0	0	0
Family Offenses (Nonviolent)	0	0	Theft From Motor Vehicle		0	0	0
Liquor Law Violations	0	0	Theft of Motor Vehicle Parts/Accessories		0	0	0
Trespass of Real Property	0	0	All Other Larceny		6	0	0
All Other Offenses	1	0	Motor Vehicle Theft		1	0	0
Total Group B	3	0	Stolen Property Offenses		0	0	0
		Crimes Against Society					
		Drug/Narcotic Violations		2	2	3	0
		Drug Equipment Violations		6	5	3	0
		Betting/Wagering		0	0	0	0
		Operating/Promoting/Assisting Gambling		0	0	0	0
		Gambling Equipment Violations		0	0	0	0
		Sports Tampering		0	0	0	0
		Pornography/Obscene Material		0	0	0	0
		Prostitution		0	0	0	0
		Assisting or Promoting Prostitution		0	0	0	0
		Purchasing Prostitution		0	0	0	0
		Weapon Law Violations		1	0	0	0
		Animal Cruelty		1	0	0	0
		Total Group A Offenses		36	12	10	0

(\*) Offenses are counted using the FBI Units of Count for Crime  
 (\*\*) The 'Arrests' column shows arrests made during the selected period, regardless of incident date. Arrest counts may be higher than incident counts.  
 (\*\*\*) Negligent Manslaughter now includes the killing of another person associated with driving under the influence, distracted driving (using a cell or smartphone), and reckless driving fatalities.

# Sioux County Sheriff's Office – 2024

2024 Population Estimate			3,617	Offenses (*)		Arrests (**)	
				Reported	Cleared	Adult	Juvenile
Offense Overview				Crimes Against Persons (***)			
Offense Total	0		Murder and Nonnegligent Manslaughter	0	0	0	0
Number Cleared	0		Negligent Manslaughter	0	0	0	0
Percent Cleared	0.00%		Aggravated Assault	0	0	0	0
Group A Crimes per 100,000 population	0.0		Simple Assault	0	0	0	0
			Intimidation	0	0	0	0
			Stalking	0	0	0	0
			All Rape	0	0	0	0
Arrest Overview				0	0	0	0
Total Arrests	0		Criminal Sexual Contact	0	0	0	0
Adult Arrests	0		Incest	0	0	0	0
Juvenile Arrests	0		Statutory Rape	0	0	0	0
Unknown Age	0		Commercial Sex Acts	0	0	0	0
Arrests per 100,000 population	0.0		Involuntary Servitude	0	0	0	0
			Kidnapping/Abduction	0	0	0	0
			Crimes Against Property				
Average number offenses/incident	0.00		Arson	0	0	0	0
			Bribery	0	0	0	0
Domestic Incident Victims			Burglary/Breaking & Entering	0	0	0	0
Offense	Reported	Cleared	Counterfeiting/Forgery	0	0	0	0
Murder and Nonnegligent Manslaughter	0	0	Destruction/Damage/Vandalism of Property	0	0	0	0
Aggravated Assault	0	0	Embezzlement	0	0	0	0
Simple Assault	0	0	Extortion/Blackmail	0	0	0	0
Intimidation	0	0	False Pretenses/Swindle/Confidence Game	0	0	0	0
Stalking	0	0	Credit Card/Automated Teller Machine Fraud	0	0	0	0
All Rape	0	0	Impersonation	0	0	0	0
Criminal Sexual Contact	0	0	Welfare Fraud	0	0	0	0
Incest	0	0	Wire Fraud	0	0	0	0
Statutory Rape	0	0	Identity Theft	0	0	0	0
Kidnapping/Abduction	0	0	Hacking/Computer Invasion	0	0	0	0
Total	0	0	Robbery	0	0	0	0
			Pocket-picking	0	0	0	0
			Purse-snatching	0	0	0	0
Group B Arrests			Shoplifting	0	0	0	0
Offense	Adult	Juvenile	Theft From Building	0	0	0	0
Curfew/Loitering/Vagrancy Violations	0	0	Theft From Coin Operated Machine or Device	0	0	0	0
Disorderly Conduct	0	0	Theft From Motor Vehicle	0	0	0	0
Driving Under the Influence	0	0	Theft of Motor Vehicle Parts/Accessories	0	0	0	0
Family Offenses (Nonviolent)	0	0	All Other Larceny	0	0	0	0
Liquor Law Violations	0	0	Motor Vehicle Theft	0	0	0	0
Trespass of Real Property	0	0	Stolen Property Offenses	0	0	0	0
All Other Offenses	0	0	Crimes Against Society				
Total Group B	0	0	Drug/Narcotic Violations	0	0	0	0
			Drug Equipment Violations	0	0	0	0
(*) Offenses are counted using the FBI Units of Count for Crime (**) The 'Arrests' column shows arrests made during the selected period, regardless of incident date. Arrest counts may be higher than incident counts. (***) Negligent Manslaughter now includes the killing of another person associated with driving under the influence, distracted driving (using a cell or smartphone), and reckless driving fatalities.			Betting/Wagering	0	0	0	0
			Operating/Promoting/Assisting Gambling	0	0	0	0
			Gambling Equipment Violations	0	0	0	0
			Sports Tampering	0	0	0	0
			Pornography/Obscene Material	0	0	0	0
			Prostitution	0	0	0	0
			Assisting or Promoting Prostitution	0	0	0	0
			Purchasing Prostitution	0	0	0	0
			Weapon Law Violations	0	0	0	0
			Animal Cruelty	0	0	0	0
			Total Group A Offenses	0	0	0	0

(\*) Offenses are counted using the FBI Units of Count for Crime  
 (\*\*) The 'Arrests' column shows arrests made during the selected period, regardless of incident date. Arrest counts may be higher than incident counts.  
 (\*\*\*) Negligent Manslaughter now includes the killing of another person associated with driving under the influence, distracted driving (using a cell or smartphone), and reckless driving fatalities.



## Slope County Sheriff's Office – 2024

2024 Population Estimate			674	Offenses (*)		Arrests (**)	
				Reported	Cleared	Adult	Juvenile
Offense Overview			Crimes Against Persons (***)				
Offense Total	0		Murder and Nonnegligent Manslaughter	0	0	0	0
Number Cleared	0		Negligent Manslaughter	0	0	0	0
Percent Cleared	0.00%		Aggravated Assault	0	0	0	0
Group A Crimes per 100,000 population	0.0		Simple Assault	0	0	0	0
			Intimidation	0	0	0	0
			Stalking	0	0	0	0
Arrest Overview			All Rape	0	0	0	0
Total Arrests	0		Criminal Sexual Contact	0	0	0	0
Adult Arrests	0		Incest	0	0	0	0
Juvenile Arrests	0		Statutory Rape	0	0	0	0
Unknown Age	0		Commercial Sex Acts	0	0	0	0
Arrests per 100,000 population	0.0		Involuntary Servitude	0	0	0	0
			Kidnapping/Abduction	0	0	0	0
			Crimes Against Property				
Average number offenses/incident	0.00		Arson	0	0	0	0
			Bribery	0	0	0	0
Domestic Incident Victims			Burglary/Breaking & Entering	0	0	0	0
Offense	Reported	Cleared	Counterfeiting/Forgery	0	0	0	0
Murder and Nonnegligent Manslaughter	0	0	Destruction/Damage/Vandalism of Property	0	0	0	0
Aggravated Assault	0	0	Embezzlement	0	0	0	0
Simple Assault	0	0	Extortion/Blackmail	0	0	0	0
Intimidation	0	0	False Pretenses/Swindle/Confidence Game	0	0	0	0
Stalking	0	0	Credit Card/Automated Teller Machine Fraud	0	0	0	0
All Rape	0	0	Impersonation	0	0	0	0
Criminal Sexual Contact	0	0	Welfare Fraud	0	0	0	0
Incest	0	0	Wire Fraud	0	0	0	0
Statutory Rape	0	0	Identity Theft	0	0	0	0
Kidnapping/Abduction	0	0	Hacking/Computer Invasion	0	0	0	0
Total	0	0	Robbery	0	0	0	0
			Pocket-picking	0	0	0	0
			Purse-snatching	0	0	0	0
Group B Arrests			Shoplifting	0	0	0	0
Offense	Adult	Juvenile	Theft From Building	0	0	0	0
Curfew/Loitering/Vagrancy Violations	0	0	Theft From Coin Operated Machine or Device	0	0	0	0
Disorderly Conduct	0	0	Theft From Motor Vehicle	0	0	0	0
Driving Under the Influence	0	0	Theft of Motor Vehicle Parts/Accessories	0	0	0	0
Family Offenses (Nonviolent)	0	0	All Other Larceny	0	0	0	0
Liquor Law Violations	0	0	Motor Vehicle Theft	0	0	0	0
Trespass of Real Property	0	0	Stolen Property Offenses	0	0	0	0
All Other Offenses	0	0	Crimes Against Society				
Total Group B	0	0	Drug/Narcotic Violations	0	0	0	0
			Drug Equipment Violations	0	0	0	0
			Betting/Wagering	0	0	0	0
			Operating/Promoting/Assisting Gambling	0	0	0	0
			Gambling Equipment Violations	0	0	0	0
			Sports Tampering	0	0	0	0
			Pornography/Obscene Material	0	0	0	0
			Prostitution	0	0	0	0
			Assisting or Promoting Prostitution	0	0	0	0
			Purchasing Prostitution	0	0	0	0
			Weapon Law Violations	0	0	0	0
			Animal Cruelty	0	0	0	0
			Total Group A Offenses				

# Stark County Sheriff's Office – 2024

2024 Population Estimate	8,275			Offenses (*)		Arrests (**)	
Offense Overview		Group A Offenses		Reported	Cleared	Adult	Juvenile
Offense Total		Crimes Against Persons (***)					
Number Cleared	73	Murder and Nonnegligent Manslaughter		0	0	0	0
Percent Cleared	31.88%	Negligent Manslaughter		0	0	0	0
Group A Crimes per 100,000 population	2,767.4	Aggravated Assault		12	7	3	1
Arrest Overview		Simple Assault		29	15	8	0
Total Arrests	122	Intimidation		14	9	3	0
Adult Arrests	113	Stalking		1	0	0	0
Juvenile Arrests	9	All Rape		1	0	0	0
Unknown Age	0	Criminal Sexual Contact		3	0	0	0
Arrests per 100,000 population	1,474.3	Incest		0	0	0	0
Average number offenses/incident		Statutory Rape		0	0	0	0
	1.19	Commercial Sex Acts		0	0	0	0
Domestic Incident Victims		Involuntary Servitude		0	0	0	0
Offense	Reported	Cleared	Kidnapping/Abduction		1	0	0
Murder and Nonnegligent Manslaughter	0	0	Crimes Against Property				
Aggravated Assault	5	3	Arson		0	0	0
Simple Assault	14	8	Bribery		0	0	0
Intimidation	0	0	Burglary/Breaking & Entering		6	1	1
Stalking	0	0	Counterfeiting/Forgery		3	0	0
All Rape	0	0	Destruction/Damage/Vandalism of Property		35	1	0
Criminal Sexual Contact	1	0	Embezzlement		0	0	0
Incest	0	0	Extortion/Blackmail		0	0	0
Statutory Rape	0	0	False Pretenses/Swindle/Confidence Game		9	1	0
Kidnapping/Abduction	0	0	Credit Card/Automated Teller Machine Fraud		1	0	0
Total	20	11	Impersonation		0	0	0
Group B Arrests		Welfare Fraud		0	0	0	0
Offense	Adult	Juvenile	Wire Fraud		0	0	0
Curfew/Loitering/Vagrancy Violations	0	0	Identity Theft		2	0	0
Disorderly Conduct	4	0	Hacking/Computer Invasion		0	0	0
Driving Under the Influence	29	1	Robbery		0	0	0
Family Offenses (Nonviolent)	0	0	Pocket-picking		0	0	0
Liquor Law Violations	7	6	Purse-snatching		0	0	0
Trespass of Real Property	2	0	Shoplifting		2	0	0
All Other Offenses	26	0	Theft From Building		2	0	0
Total Group B	68	7	Theft From Coin Operated Machine or Device		0	0	0
(*) Offenses are counted using the FBI Units of Count for Crime		Theft From Motor Vehicle		2	1	1	0
(**) The 'Arrests' column shows arrests made during the selected period, regardless of incident date. Arrest counts may be higher than incident counts.		Theft of Motor Vehicle Parts/Accessories		1	0	0	0
(***) Negligent Manslaughter now includes the killing of another person associated with driving under the influence, distracted driving (using a cell or smartphone), and reckless driving fatalities.		All Other Larceny		40	2	0	1
		Motor Vehicle Theft		15	0	0	0
		Stolen Property Offenses		5	4	4	0
		Crimes Against Society					
		Drug/Narcotic Violations		24	19	19	0
		Drug Equipment Violations		15	13	6	0
		Betting/Wagering		0	0	0	0
		Operating/Promoting/Assisting Gambling		0	0	0	0
		Gambling Equipment Violations		0	0	0	0
		Sports Tampering		0	0	0	0
		Pornography/Obscene Material		1	0	0	0
		Prostitution		0	0	0	0
		Assisting or Promoting Prostitution		0	0	0	0
		Purchasing Prostitution		0	0	0	0
		Weapon Law Violations		1	0	0	0
		Animal Cruelty		4	0	0	0
		Total Group A Offenses		229	73	45	2

# Steele County Sheriff's Office – 2024

2024 Population Estimate	1,803			Offenses (*)		Arrests (**)	
		Group A Offenses		Reported	Cleared	Adult	Juvenile
Offense Overview		Crimes Against Persons (***)					
Offense Total	19	Murder and Nonnegligent Manslaughter		0	0	0	0
Number Cleared	6	Negligent Manslaughter		0	0	0	0
Percent Cleared	31.58%	Aggravated Assault		1	1	1	0
Group A Crimes per 100,000 population	1,053.8	Simple Assault		0	0	0	0
		Intimidation		1	1	1	0
		Stalking		0	0	0	0
Arrest Overview		All Rape		0	0	0	0
Total Arrests	15	Criminal Sexual Contact		1	0	0	0
Adult Arrests	14	Incest		0	0	0	0
Juvenile Arrests	1	Statutory Rape		0	0	0	0
Unknown Age	0	Commercial Sex Acts		0	0	0	0
Arrests per 100,000 population	831.9	Involuntary Servitude		0	0	0	0
		Kidnapping/Abduction		0	0	0	0
		Crimes Against Property					
Average number offenses/incident		Arson		0	0	0	0
		Bribery		0	0	0	0
Domestic Incident Victims		Burglary/Breaking & Entering		7	1	1	0
Offense	Reported	Cleared	Counterfeiting/Forgery		0	0	0
Murder and Nonnegligent Manslaughter	0	0	Destruction/Damage/Vandalism of Property		0	0	0
Aggravated Assault	1	1	Embezzlement		0	0	0
Simple Assault	0	0	Extortion/Blackmail		0	0	0
Intimidation	1	1	False Pretenses/Swindle/Confidence Game		0	0	0
Stalking	0	0	Credit Card/Automated Teller Machine Fraud		0	0	0
All Rape	0	0	Impersonation		0	0	0
Criminal Sexual Contact	0	0	Welfare Fraud		0	0	0
Incest	0	0	Wire Fraud		0	0	0
Statutory Rape	0	0	Identity Theft		0	0	0
Kidnapping/Abduction	0	0	Hacking/Computer Invasion		0	0	0
Total	2	2	Robbery		0	0	0
		Group B Arrests					
Offense	Adult	Juvenile	Pocket-picking		0	0	0
Curfew/Loitering/Vagrancy Violations	0	0	Purse-snatching		0	0	0
Disorderly Conduct	1	0	Shoplifting		0	0	0
Driving Under the Influence	4	0	Theft From Building		2	0	0
Family Offenses (Nonviolent)	0	0	Theft From Coin Operated Machine or Device		0	0	0
Liquor Law Violations	4	1	Theft From Motor Vehicle		0	0	0
Trespass of Real Property	0	0	Theft of Motor Vehicle Parts/Accessories		0	0	0
All Other Offenses	0	0	All Other Larceny		0	0	0
Total Group B	9	1	Motor Vehicle Theft		0	0	0
				Stolen Property Offenses		0	0
				Crimes Against Society			
				Drug/Narcotic Violations		3	1
				Drug Equipment Violations		4	2
				Betting/Wagering		0	0
				Operating/Promoting/Assisting Gambling		0	0
				Gambling Equipment Violations		0	0
				Sports Tampering		0	0
				Pornography/Obscene Material		0	0
				Prostitution		0	0
				Assisting or Promoting Prostitution		0	0
				Purchasing Prostitution		0	0
				Weapon Law Violations		0	0
				Animal Cruelty		0	0
				Total Group A Offenses		19	6
						5	0

(\*) Offenses are counted using the FBI Units of Count for Crime  
 (\*\*) The 'Arrests' column shows arrests made during the selected period, regardless of incident date. Arrest counts may be higher than incident counts.  
 (\*\*\*) Negligent Manslaughter now includes the killing of another person associated with driving under the influence, distracted driving (using a cell or smartphone), and reckless driving fatalities.

# Stutsman County Sheriff's Office – 2024

2024 Population Estimate	5,988			Offenses (*)		Arrests (**)	
		Group A Offenses		Reported	Cleared	Adult	Juvenile
Offense Overview		Crimes Against Persons (***)					
Offense Total	105	Murder and Nonnegligent Manslaughter		0	0	0	0
Number Cleared	52	Negligent Manslaughter		0	0	0	0
Percent Cleared	49.52%	Aggravated Assault		3	3	2	0
Group A Crimes per 100,000 population	1,753.5	Simple Assault		24	13	10	0
		Intimidation		11	7	2	1
		Stalking		0	0	0	0
		All Rape		2	0	0	0
		Criminal Sexual Contact		2	1	2	0
		Incest		0	0	0	0
		Statutory Rape		0	0	0	0
		Commercial Sex Acts		0	0	1	0
		Involuntary Servitude		0	0	0	0
		Kidnapping/Abduction		0	0	0	0
		Crimes Against Property					
		Arson		0	0	0	0
		Bribery		0	0	0	0
		Burglary/Breaking & Entering		4	2	4	0
		Counterfeiting/Forgery		0	0	0	0
		Destruction/Damage/Vandalism of Property		14	6	5	0
		Embezzlement		0	0	0	0
		Extortion/Blackmail		0	0	0	0
		False Pretenses/Swindle/Confidence Game		7	2	2	0
		Credit Card/Automated Teller Machine Fraud		0	0	0	0
		Impersonation		1	0	0	0
		Welfare Fraud		0	0	0	0
		Wire Fraud		1	0	0	0
		Identity Theft		0	0	0	0
		Hacking/Computer Invasion		0	0	0	0
		Robbery		0	0	0	0
		Pocket-picking		0	0	0	0
		Purse-snatching		0	0	0	0
		Shoplifting		0	0	0	0
		Theft From Building		1	0	0	0
		Theft From Coin Operated Machine or Device		0	0	0	0
		Theft From Motor Vehicle		0	0	0	0
		Theft of Motor Vehicle Parts/Accessories		0	0	0	0
		All Other Larceny		22	5	7	0
		Motor Vehicle Theft		5	5	0	1
		Stolen Property Offenses		0	0	0	0
		Crimes Against Society					
		Drug/Narcotic Violations		5	5	3	1
		Drug Equipment Violations		3	3	1	0
		Betting/Wagering		0	0	0	0
		Operating/Promoting/Assisting Gambling		0	0	0	0
		Gambling Equipment Violations		0	0	0	0
		Sports Tampering		0	0	0	0
		Pornography/Obscene Material		0	0	0	0
		Prostitution		0	0	0	0
		Assisting or Promoting Prostitution		0	0	0	0
		Purchasing Prostitution		0	0	0	0
		Weapon Law Violations		0	0	0	0
		Animal Cruelty		0	0	0	0
		Total Group A Offenses		105	52	39	3
Arrest Overview							
Total Arrests	123						
Adult Arrests	96						
Juvenile Arrests	27						
Unknown Age	0						
Arrests per 100,000 population	2,054.1						
Average number offenses/incident	1.18						
Domestic Incident Victims							
Offense	Reported	Cleared					
Murder and Nonnegligent Manslaughter	0	0					
Aggravated Assault	2	2					
Simple Assault	0	0					
Intimidation	0	0					
Stalking	0	0					
All Rape	0	0					
Criminal Sexual Contact	0	0					
Incest	0	0					
Statutory Rape	0	0					
Kidnapping/Abduction	0	0					
Total	2	2					
Group B Arrests							
Offense	Adult	Juvenile					
Curfew/Loitering/Vagrancy Violations	0	0					
Disorderly Conduct	4	7					
Driving Under the Influence	18	0					
Family Offenses (Nonviolent)	0	0					
Liquor Law Violations	1	9					
Trespass of Real Property	0	0					
All Other Offenses	34	8					
Total Group B	57	24					

(\*) Offenses are counted using the FBI Units of Count for Crime  
 (\*\*) The 'Arrests' column shows arrests made during the selected period, regardless of incident date. Arrest counts may be higher than incident counts.  
 (\*\*\*) Negligent Manslaughter now includes the killing of another person associated with driving under the influence, distracted driving (using a cell or smartphone), and reckless driving fatalities.

# Towner County Sheriff's Office – 2024

2024 Population Estimate	2,021			Offenses (*)		Arrests (**)	
		Group A Offenses		Reported	Cleared	Adult	Juvenile
Offense Overview		Crimes Against Persons (***)					
Offense Total	21	Murder and Nonnegligent Manslaughter		0	0	0	0
Number Cleared	5	Negligent Manslaughter		0	0	0	0
Percent Cleared	23.81%	Aggravated Assault		0	0	0	0
Group A Crimes per 100,000 population	1,039.1	Simple Assault		3	3	3	0
		Intimidation		1	0	0	0
		Stalking		2	0	0	0
Arrest Overview		All Rape		0	0	0	0
Total Arrests	11	Criminal Sexual Contact		0	0	0	0
Adult Arrests	11	Incest		0	0	0	0
Juvenile Arrests	0	Statutory Rape		0	0	0	0
Unknown Age	0	Commercial Sex Acts		0	0	0	0
Arrests per 100,000 population	544.3	Involuntary Servitude		0	0	0	0
		Kidnapping/Abduction		0	0	0	0
		Crimes Against Property					
Average number offenses/incident		Arson		0	0	0	0
		Bribery		0	0	0	0
Domestic Incident Victims		Burglary/Breaking & Entering		2	1	1	0
Offense	Reported	Cleared	Counterfeiting/Forgery		0	0	0
Murder and Nonnegligent Manslaughter	0	0	Destruction/Damage/Vandalism of Property		2	0	0
Aggravated Assault	0	0	Embezzlement		1	0	0
Simple Assault	3	3	Extortion/Blackmail		0	0	0
Intimidation	0	0	False Pretenses/Swindle/Confidence Game		1	0	0
Stalking	0	0	Credit Card/Automated Teller Machine Fraud		0	0	0
All Rape	0	0	Impersonation		0	0	0
Criminal Sexual Contact	0	0	Welfare Fraud		0	0	0
Incest	0	0	Wire Fraud		1	0	0
Statutory Rape	0	0	Identity Theft		0	0	0
Kidnapping/Abduction	0	0	Hacking/Computer Invasion		0	0	0
Total	3	3	Robbery		0	0	0
		Group B Arrests		0	0	0	0
Offense	Adult	Juvenile	Purse-snatching		0	0	0
Curfew/Loitering/Vagrancy Violations	0	0	Shoplifting		0	0	0
Disorderly Conduct	0	0	Theft From Building		0	0	0
Driving Under the Influence	2	0	Theft From Coin Operated Machine or Device		0	0	0
Family Offenses (Nonviolent)	0	0	Theft From Motor Vehicle		0	0	0
Liquor Law Violations	1	0	Theft of Motor Vehicle Parts/Accessories		0	0	0
Trespass of Real Property	1	0	All Other Larceny		3	0	0
All Other Offenses	2	0	Motor Vehicle Theft		0	0	0
Total Group B	6	0	Stolen Property Offenses		0	0	0
		Crimes Against Society					
		Drug/Narcotic Violations		2	0	0	0
		Drug Equipment Violations		2	0	0	0
		Betting/Wagering		0	0	0	0
		Operating/Promoting/Assisting Gambling		0	0	0	0
		Gambling Equipment Violations		0	0	0	0
		Sports Tampering		0	0	0	0
		Pornography/Obscene Material		0	0	0	0
		Prostitution		0	0	0	0
		Assisting or Promoting Prostitution		0	0	0	0
		Purchasing Prostitution		0	0	0	0
		Weapon Law Violations		1	1	1	0
		Animal Cruelty		0	0	0	0
		Total Group A Offenses		21	5	5	0

(\*) Offenses are counted using the FBI Units of Count for Crime  
 (\*\*) The 'Arrests' column shows arrests made during the selected period, regardless of incident date. Arrest counts may be higher than incident counts.  
 (\*\*\*) Negligent Manslaughter now includes the killing of another person associated with driving under the influence, distracted driving (using a cell or smartphone), and reckless driving fatalities.

# Trail County Sheriff's Office – 2024

2024 Population Estimate			7,991	Offenses (*)		Arrests (**)		
Offense Overview			Group A Offenses		Reported	Cleared	Adult	Juvenile
			Crimes Against Persons (***)					
Offense Total	105		Murder and Nonnegligent Manslaughter		0	0	0	0
Number Cleared	19		Negligent Manslaughter		0	0	0	0
Percent Cleared	18.10%		Aggravated Assault		2	0	0	0
Group A Crimes per 100,000 population	1,314.0		Simple Assault		20	5	4	1
			Intimidation		4	3	2	0
			Stalking		1	0	0	0
			All Rape		1	1	0	0
Arrest Overview			Criminal Sexual Contact		2	0	1	0
Total Arrests	45		Incest		0	0	0	0
Adult Arrests	42		Statutory Rape		0	0	0	0
Juvenile Arrests	3		Commercial Sex Acts		0	0	0	0
Unknown Age	0		Involuntary Servitude		0	0	0	0
Arrests per 100,000 population	563.1		Kidnapping/Abduction		0	0	0	0
			Crimes Against Property					
Average number offenses/incident	1.14		Arson		0	0	0	0
			Bribery		0	0	0	0
Domestic Incident Victims			Burglary/Breaking & Entering		5	0	0	0
Offense	Reported	Cleared	Counterfeiting/Forgery		3	1	1	0
Murder and Nonnegligent Manslaughter	0	0	Destruction/Damage/Vandalism of Property		11	0	0	0
Aggravated Assault	1	0	Embezzlement		0	0	0	0
Simple Assault	15	5	Extortion/Blackmail		0	0	0	0
Intimidation	0	0	False Pretenses/Swindle/Confidence Game		1	0	0	0
Stalking	0	0	Credit Card/Automated Teller Machine Fraud		0	0	0	0
All Rape	1	1	Impersonation		1	0	0	0
Criminal Sexual Contact	1	0	Welfare Fraud		0	0	0	0
Incest	0	0	Wire Fraud		3	0	0	0
Statutory Rape	0	0	Identity Theft		0	0	0	0
Kidnapping/Abduction	0	0	Hacking/Computer Invasion		0	0	0	0
Total	18	6	Robbery		0	0	0	0
			Pocket-picking		0	0	0	0
			Purse-snatching		0	0	0	0
Group B Arrests			Shoplifting		0	0	0	0
Offense	Adult	Juvenile	Theft From Building		4	0	0	0
Curfew/Loitering/Vagrancy Violations	0	0	Theft From Coin Operated Machine or Device		1	0	0	0
Disorderly Conduct	2	0	Theft From Motor Vehicle		3	0	0	0
Driving Under the Influence	24	0	Theft of Motor Vehicle Parts/Accessories		0	0	0	0
Family Offenses (Nonviolent)	0	0	All Other Larceny		23	1	1	0
Liquor Law Violations	1	1	Motor Vehicle Theft		11	1	0	0
Trespass of Real Property	0	0	Stolen Property Offenses		1	1	1	0
All Other Offenses	2	0	Crimes Against Society					
Total Group B	29	1	Drug/Narcotic Violations		4	3	2	0
			Drug Equipment Violations		2	2	1	1
			Betting/Wagering		0	0	0	0
			Operating/Promoting/Assisting Gambling		0	0	0	0
			Gambling Equipment Violations		0	0	0	0
			Sports Tampering		0	0	0	0
			Pornography/Obscene Material		1	0	0	0
			Prostitution		0	0	0	0
			Assisting or Promoting Prostitution		0	0	0	0
			Purchasing Prostitution		0	0	0	0
			Weapon Law Violations		1	1	0	0
			Animal Cruelty		0	0	0	0
			Total Group A Offenses		105	19	13	2

(\*) Offenses are counted using the FBI Units of Count for Crime

(\*\*) The 'Arrests' column shows arrests made during the selected period, regardless of incident date. Arrest counts may be higher than incident counts.

(\*\*\*) Negligent Manslaughter now includes the killing of another person associated with driving under the influence, distracted driving (using a cell or smartphone), and reckless driving fatalities.

(\*) Offenses are counted using the FBI Units of Count for Crime  
 (\*\*) The 'Arrests' column shows arrests made during the selected period, regardless of incident date. Arrest counts may be higher than incident counts.  
 (\*\*\*) Negligent Manslaughter now includes the killing of another person associated with driving under the influence, distracted driving (using a cell or smartphone), and reckless driving fatalities.



# Walsh County Sheriff's Office – 2024

2024 Population Estimate			6,347	Offenses (*)		Arrests (**)			
				Group A Offenses	Reported	Cleared	Adult	Juvenile	
Offense Overview				Crimes Against Persons (***)					
Offense Total		221		Murder and Nonnegligent Manslaughter		0	0	0	0
Number Cleared		54		Negligent Manslaughter		0	0	0	0
Percent Cleared		24.43%		Aggravated Assault		5	2	1	1
Group A Crimes per 100,000 population		3,482.0		Simple Assault		32	4	4	0
				Intimidation		13	4	1	1
				Stalking		0	0	0	0
				All Rape		4	0	0	0
Arrest Overview				Criminal Sexual Contact <td>1</td> <td>0</td> <td>0</td> <td>0</td>		1	0	0	0
Total Arrests		101		Incest		0	0	0	0
Adult Arrests		88		Statutory Rape		1	0	0	0
Juvenile Arrests		13		Commercial Sex Acts		0	0	0	0
Unknown Age		0		Involuntary Servitude		0	0	0	0
Arrests per 100,000 population		1,591.3		Kidnapping/Abduction		0	0	0	0
				Crimes Against Property					
Average number offenses/incident		1.17		Arson		0	0	0	0
Domestic Incident Victims									
Offense	Reported	Cleared		Bribery		0	0	0	0
Murder and Nonnegligent Manslaughter	0	0		Burglary/Breaking & Entering		4	0	0	0
Aggravated Assault	2	1		Counterfeiting/Forgery		2	0	0	0
Simple Assault	13	4		Destruction/Damage/Vandalism of Property		29	1	1	0
Intimidation	2	1		Embezzlement		0	0	0	0
Stalking	0	0		Extortion/Blackmail		0	0	0	0
All Rape	1	0		False Pretenses/Swindle/Confidence Game		8	0	0	0
Criminal Sexual Contact	0	0		Credit Card/Automated Teller Machine Fraud		2	0	0	0
Incest	0	0		Impersonation		0	0	0	0
Statutory Rape	0	0		Welfare Fraud		0	0	0	0
Kidnapping/Abduction	0	0		Wire Fraud		0	0	0	0
Total	18	6		Identity Theft		8	0	0	0
Group B Arrests									
Offense	Adult	Juvenile		Hacking/Computer Invasion		0	0	0	0
Curfew/Loitering/Vagrancy Violations	0	0		Robbery		1	1	1	0
Disorderly Conduct	1	1		Pocket-picking		0	0	0	0
Driving Under the Influence	19	3		Purse-snatching		0	0	0	0
Family Offenses (Nonviolent)	2	0		Shoplifting		1	0	0	0
Liquor Law Violations	7	0		Theft From Building		2	0	0	0
Trespass of Real Property	2	0		Theft From Coin Operated Machine or Device		0	0	0	0
All Other Offenses	20	3		Theft From Motor Vehicle		1	1	0	1
Total Group B	51	7		Theft of Motor Vehicle Parts/Accessories		0	0	0	0
(*) Offenses are counted using the FBI Units of Count for Crime (**) The 'Arrests' column shows arrests made during the selected period, regardless of incident date. Arrest counts may be higher than incident counts. (***) Negligent Manslaughter now includes the killing of another person associated with driving under the influence, distracted driving (using a cell or smartphone), and reckless driving fatalities.				All Other Larceny		25	1	1	0
				Motor Vehicle Theft		6	1	0	0
				Stolen Property Offenses		3	1	1	0
				Crimes Against Society					
				Drug/Narcotic Violations		30	19	17	2
				Drug Equipment Violations		23	15	9	1
				Betting/Wagering		0	0	0	0
				Operating/Promoting/Assisting Gambling		0	0	0	0
				Gambling Equipment Violations		0	0	0	0
				Sports Tampering		0	0	0	0
				Pornography/Obscene Material		1	0	0	0
				Prostitution		1	0	0	0
				Assisting or Promoting Prostitution		0	0	0	0
				Purchasing Prostitution		0	0	0	0
				Weapon Law Violations		18	4	1	0
				Animal Cruelty		0	0	0	0
				Total Group A Offenses		221	54	37	6

(\*) Offenses are counted using the FBI Units of Count for Crime  
 (\*\*) The 'Arrests' column shows arrests made during the selected period, regardless of incident date. Arrest counts may be higher than incident counts.  
 (\*\*\*) Negligent Manslaughter now includes the killing of another person associated with driving under the influence, distracted driving (using a cell or smartphone), and reckless driving fatalities.

# Ward County Sheriff's Office – 2024

2024 Population Estimate			17,598	Offenses (*)		Arrests (**)		
				Group A Offenses	Reported	Cleared	Adult	Juvenile
Offense Overview				Crimes Against Persons (***)				
Offense Total		652		Murder and Nonnegligent Manslaughter	0	0	0	0
Number Cleared		480		Negligent Manslaughter	0	0	0	0
Percent Cleared		73.62%		Aggravated Assault	25	22	5	16
Group A Crimes per 100,000 population		3,705.0		Simple Assault	152	143	31	85
				Intimidation	19	10	4	2
				Stalking	14	4	1	0
				All Rape	9	6	0	0
Arrest Overview				Criminal Sexual Contact	7	3	0	1
Total Arrests		661		Incest	0	0	0	0
Adult Arrests		441		Statutory Rape	2	1	0	0
Juvenile Arrests		220		Commercial Sex Acts	0	0	0	1
Unknown Age		0		Involuntary Servitude	0	0	0	0
Arrests per 100,000 population		3,756.1		Kidnapping/Abduction	0	0	0	0
				Crimes Against Property				
Average number offenses/incident		1.34		Arson	0	0	0	0
				Bribery	0	0	0	0
Domestic Incident Victims								
Offense	Reported	Cleared		Burglary/Breaking & Entering	11	6	3	2
				Counterfeiting/Forgery	6	2	2	0
Murder and Nonnegligent Manslaughter	0	0		Destruction/Damage/Vandalism of Property	41	29	2	24
Aggravated Assault	3	2		Embezzlement	3	1	1	0
Simple Assault	15	15		Extortion/Blackmail	2	0	0	0
Intimidation	3	1		False Pretenses/Swindle/Confidence Game	2	1	2	0
Stalking	0	0		Credit Card/Automated Teller Machine Fraud	3	0	0	0
All Rape	2	0		Impersonation	3	1	2	0
Criminal Sexual Contact	1	1		Welfare Fraud	0	0	0	0
Incest	0	0		Wire Fraud	1	0	0	0
Statutory Rape	0	0		Identity Theft	5	0	0	0
Kidnapping/Abduction	0	0		Hacking/Computer Invasion	0	0	0	0
Total	24	19		Robbery	1	1	0	1
				Pocket-picking	0	0	0	0
				Purse-snatching	0	0	0	0
Group B Arrests								
Offense	Adult	Juvenile		Shoplifting	1	1	1	0
Curfew/Loitering/Vagrancy Violations	0	0		Theft From Building	2	0	0	0
Disorderly Conduct	1	31		Theft From Coin Operated Machine or Device	0	0	0	0
Driving Under the Influence	107	2		Theft From Motor Vehicle	7	2	0	0
Family Offenses (Nonviolent)	0	0		Theft of Motor Vehicle Parts/Accessories	4	1	0	0
Liquor Law Violations	71	25		All Other Larceny	18	6	4	0
Trespass of Real Property	5	3		Motor Vehicle Theft	12	3	2	1
All Other Offenses	58	19		Stolen Property Offenses	11	8	4	0
Total Group B	242	80		Crimes Against Society				
				Drug/Narcotic Violations	138	110	69	4
				Drug Equipment Violations	139	111	61	2
				Betting/Wagering	0	0	0	0
				Operating/Promoting/Assisting Gambling	0	0	0	0
				Gambling Equipment Violations	0	0	0	0
				Sports Tampering	0	0	0	0
				Pornography/Obscene Material	7	4	3	1
				Prostitution	0	0	0	0
				Assisting or Promoting Prostitution	0	0	0	0
				Purchasing Prostitution	0	0	0	0
				Weapon Law Violations	5	4	2	0
				Animal Cruelty	2	0	0	0
				Total Group A Offenses	652	480	199	140
				(*) Offenses are counted using the FBI Units of Count for Crime				
				(**) The 'Arrests' column shows arrests made during the selected period, regardless of incident date. Arrest counts may be higher than incident counts.				
				(***) Negligent Manslaughter now includes the killing of another person associated with driving under the influence, distracted driving (using a cell or smartphone), and reckless driving fatalities.				

(\*) Offenses are counted using the FBI Units of Count for Crime  
 (\*\*) The 'Arrests' column shows arrests made during the selected period, regardless of incident date. Arrest counts may be higher than incident counts.  
 (\*\*\*) Negligent Manslaughter now includes the killing of another person associated with driving under the influence, distracted driving (using a cell or smartphone), and reckless driving fatalities.



# Wells County Sheriff's Office – 2024

2024 Population Estimate	2,311		Offenses (*)		Arrests (**)	
Offense Overview			Group A Offenses	Reported	Cleared	
			Crimes Against Persons (***)			Adult Juvenile
Offense Total	52		Murder and Nonnegligent Manslaughter	0	0	0 0
Number Cleared	23		Negligent Manslaughter	0	0	0 0
Percent Cleared	44.23%		Aggravated Assault	1	1	1 0
Group A Crimes per 100,000 population	2,250.1		Simple Assault	5	2	2 0
			Intimidation	1	0	0 0
			Stalking	1	1	1 0
Arrest Overview			All Rape	0	0	0 0
Total Arrests	21		Criminal Sexual Contact	1	0	0 0
Adult Arrests	21		Incest	0	0	0 0
Juvenile Arrests	0		Statutory Rape	0	0	0 0
Unknown Age	0		Commercial Sex Acts	0	0	0 0
Arrests per 100,000 population	908.7		Involuntary Servitude	0	0	0 0
			Kidnapping/Abduction	0	0	0 0
Average number offenses/incident	1.27		Crimes Against Property			
			Arson	0	0	0 0
			Bribery	0	0	0 0
Domestic Incident Victims			Burglary/Breaking & Entering	3	0	0 0
Offense	Reported	Cleared	Counterfeiting/Forgery	4	0	0 0
Murder and Nonnegligent Manslaughter	0	0	Destruction/Damage/Vandalism of Property	3	0	0 0
Aggravated Assault	1	1	Embezzlement	0	0	0 0
Simple Assault	3	1	Extortion/Blackmail	0	0	0 0
Intimidation	1	0	False Pretenses/Swindle/Confidence Game	3	2	2 0
Stalking	0	0	Credit Card/Automated Teller Machine Fraud	0	0	0 0
All Rape	0	0	Impersonation	0	0	0 0
Criminal Sexual Contact	1	0	Welfare Fraud	0	0	0 0
Incest	0	0	Wire Fraud	1	0	0 0
Statutory Rape	0	0	Identity Theft	0	0	0 0
Kidnapping/Abduction	0	0	Hacking/Computer Invasion	1	0	0 0
Total	6	2	Robbery	0	0	0 0
			Pocket-picking	0	0	0 0
Group B Arrests			Purse-snatching	0	0	0 0
Offense	Adult	Juvenile	Shoplifting	0	0	0 0
Curfew/Loitering/Vagrancy Violations	0	0	Theft From Building	0	0	0 0
Disorderly Conduct	0	0	Theft From Coin Operated Machine or Device	0	0	0 0
Driving Under the Influence	1	0	Theft From Motor Vehicle	0	0	0 0
Family Offenses (Nonviolent)	0	0	Theft of Motor Vehicle Parts/Accessories	0	0	0 0
Liquor Law Violations	0	0	All Other Larceny	5	1	1 0
Trespass of Real Property	0	0	Motor Vehicle Theft	2	0	0 0
All Other Offenses	3	0	Stolen Property Offenses	0	0	0 0
Total Group B	4	0	Crimes Against Society			
			Drug/Narcotic Violations	10	6	7 0
			Drug Equipment Violations	10	9	3 0
			Betting/Wagering	0	0	0 0
			Operating/Promoting/Assisting Gambling	0	0	0 0
			Gambling Equipment Violations	0	0	0 0
			Sports Tampering	0	0	0 0
			Pornography/Obscene Material	0	0	0 0
			Prostitution	0	0	0 0
			Assisting or Promoting Prostitution	0	0	0 0
			Purchasing Prostitution	0	0	0 0
			Weapon Law Violations	1	1	0 0
			Animal Cruelty	0	0	0 0
			Total Group A Offenses	52	23	17 0

(\*) Offenses are counted using the FBI Units of Count for Crime  
 (\*\*) The 'Arrests' column shows arrests made during the selected period, regardless of incident date. Arrest counts may be higher than incident counts.  
 (\*\*\*) Negligent Manslaughter now includes the killing of another person associated with driving under the influence, distracted driving (using a cell or smartphone), and reckless driving fatalities.

# Williams County Sheriff's Office – 2024

2024 Population Estimate	9,025			Offenses (*)		Arrests (**)	
		Group A Offenses		Reported	Cleared	Adult	Juvenile
Offense Overview		Crimes Against Persons (***)					
Offense Total	416	Murder and Nonnegligent Manslaughter		0	0	0	0
Number Cleared	179	Negligent Manslaughter		0	0	0	0
Percent Cleared	43.03%	Aggravated Assault		14	8	9	0
Group A Crimes per 100,000 population	4,609.4	Simple Assault		92	67	30	1
		Intimidation		9	6	3	0
		Stalking		1	1	1	0
Arrest Overview		All Rape		1	0	0	0
Total Arrests	625	Criminal Sexual Contact		2	1	0	0
Adult Arrests	611	Incest		0	0	0	0
Juvenile Arrests	14	Statutory Rape		2	2	0	0
Unknown Age	0	Commercial Sex Acts		0	0	1	0
Arrests per 100,000 population	6,925.2	Involuntary Servitude		0	0	0	0
		Kidnapping/Abduction		1	0	2	0
		Crimes Against Property					
Average number offenses/incident		Arson		1	0	0	0
		Bribery		0	0	0	0
Domestic Incident Victims		Burglary/Breaking & Entering		16	5	5	0
Offense	Reported	Cleared	Counterfeiting/Forgery		6	1	1
Murder and Nonnegligent Manslaughter	0	0	Destruction/Damage/Vandalism of Property		31	5	4
Aggravated Assault	5	4	Embezzlement		0	0	0
Simple Assault	32	25	Extortion/Blackmail		0	0	0
Intimidation	1	1	False Pretenses/Swindle/Confidence Game		18	8	7
Stalking	0	0	Credit Card/Automated Teller Machine Fraud		2	0	0
All Rape	0	0	Impersonation		4	1	0
Criminal Sexual Contact	0	0	Welfare Fraud		0	0	0
Incest	0	0	Wire Fraud		1	0	0
Statutory Rape	0	0	Identity Theft		2	1	0
Kidnapping/Abduction	1	0	Hacking/Computer Invasion		0	0	0
Total	39	30	Robbery		2	0	0
Group B Arrests		Pocket-picking		0	0	0	0
Offense	Adult	Juvenile	Purse-snatching		0	0	0
Curfew/Loitering/Vagrancy Violations	0	0	Shoplifting		0	0	0
Disorderly Conduct	1	0	Theft From Building		1	0	0
Driving Under the Influence	55	0	Theft From Coin Operated Machine or Device		0	0	0
Family Offenses (Nonviolent)	0	0	Theft From Motor Vehicle		8	4	3
Liquor Law Violations	30	5	Theft of Motor Vehicle Parts/Accessories		0	0	0
Trespass of Real Property	0	0	All Other Larceny		76	8	6
All Other Offenses	421	5	Motor Vehicle Theft		28	6	1
Total Group B	507	10	Stolen Property Offenses		13	9	4
		Crimes Against Society					
		Drug/Narcotic Violations		40	23	19	1
		Drug Equipment Violations		41	20	6	0
		Betting/Wagering		0	0	0	0
		Operating/Promoting/Assisting Gambling		0	0	0	0
		Gambling Equipment Violations		0	0	0	0
		Sports Tampering		0	0	0	0
		Pornography/Obscene Material		1	1	0	0
		Prostitution		0	0	0	0
		Assisting or Promoting Prostitution		0	0	0	0
		Purchasing Prostitution		0	0	0	0
		Weapon Law Violations		2	2	2	0
		Animal Cruelty		1	0	0	0
		Total Group A Offenses		416	179	104	4

(\*) Offenses are counted using the FBI Units of Count for Crime  
 (\*\*) The 'Arrests' column shows arrests made during the selected period, regardless of incident date. Arrest counts may be higher than incident counts.  
 (\*\*\*) Negligent Manslaughter now includes the killing of another person associated with driving under the influence, distracted driving (using a cell or smartphone), and reckless driving fatalities.

## **REPORTING POLICE DEPARTMENTS**

---

# Berthold Police Department – 2024

2024 Population Estimate	461	Offenses (*)		Arrests (**)	
Offense Overview		Reported	Cleared	Adult	Juvenile
Offense Total		Crimes Against Persons (***)			
Number Cleared	30	Murder and Nonnegligent Manslaughter		0	0
Percent Cleared	100.00%	Negligent Manslaughter		0	0
Group A Crimes per 100,000 population	6,507.6	Aggravated Assault		0	0
Arrest Overview		Simple Assault		1	0
Total Arrests	27	Intimidation		5	0
Adult Arrests	26	Stalking		1	0
Juvenile Arrests	1	All Rape		1	0
Unknown Age	0	Criminal Sexual Contact		0	1
Arrests per 100,000 population	5,856.8	Incest		0	0
Average number offenses/incident		Statutory Rape		0	0
Domestic Incident Victims		Commercial Sex Acts		0	0
Offense	Reported	Cleared	Involuntary Servitude		0
Murder and Nonnegligent Manslaughter	0	0	Kidnapping/Abduction		0
Aggravated Assault	0	0	Crimes Against Property		
Simple Assault	1	1	Arson		0
Intimidation	0	0	Bribery		0
Stalking	0	0	Burglary/Breaking & Entering		0
All Rape	0	0	Counterfeiting/Forgery		0
Criminal Sexual Contact	0	0	Destruction/Damage/Vandalism of Property		0
Incest	0	0	Embezzlement		0
Statutory Rape	0	0	Extortion/Blackmail		0
Kidnapping/Abduction	0	0	False Pretenses/Swindle/Confidence Game		0
Total	1	1	Credit Card/Automated Teller Machine Fraud		0
Group B Arrests		Impersonation		0	0
Offense	Adult	Juvenile	Welfare Fraud		0
Curfew/Loitering/Vagrancy Violations	0	0	Wire Fraud		0
Disorderly Conduct	0	0	Identity Theft		0
Driving Under the Influence	0	0	Hacking/Computer Invasion		0
Family Offenses (Nonviolent)	0	0	Robbery		0
Liquor Law Violations	2	0	Pocket-picking		0
Trespass of Real Property	0	0	Purse-snatching		0
All Other Offenses	0	0	Shoplifting		0
Total Group B	2	0	Theft From Building		0
(*) Offenses are counted using the FBI Units of Count for Crime		Theft From Coin Operated Machine or Device		0	0
(**) The 'Arrests' column shows arrests made during the selected period, regardless of incident date. Arrest counts may be higher than incident counts.		Theft From Motor Vehicle		0	0
(***) Negligent Manslaughter now includes the killing of another person associated with driving under the influence, distracted driving (using a cell or smartphone), and reckless driving fatalities.		Theft of Motor Vehicle Parts/Accessories		0	0
		All Other Larceny		0	0
		Motor Vehicle Theft		0	0
		Stolen Property Offenses		0	0
		Crimes Against Society			
		Drug/Narcotic Violations		10	10
		Drug Equipment Violations		11	11
		Betting/Wagering		0	0
		Operating/Promoting/Assisting Gambling		0	0
		Gambling Equipment Violations		0	0
		Sports Tampering		0	0
		Pornography/Obscene Material		0	0
		Prostitution		0	0
		Assisting or Promoting Prostitution		0	0
		Purchasing Prostitution		0	0
		Weapon Law Violations		1	1
		Animal Cruelty		0	0
		Total Group A Offenses		30	30
				24	1

# Beulah Police Department – 2024

2024 Population Estimate			3,027	Offenses (*)		Arrests (**)			
Offense Overview			Group A Offenses		Reported	Cleared	Adult	Juvenile	
			Crimes Against Persons (***)						
Offense Total			95	Murder and Nonnegligent Manslaughter	0	0	0	0	
Number Cleared			48	Negligent Manslaughter	0	0	0	0	
Percent Cleared			50.53%	Aggravated Assault	2	0	0	0	
Group A Crimes per 100,000 population			3,138.4	Simple Assault	13	4	4	0	
				Intimidation	5	5	2	0	
				Stalking	0	0	0	0	
Arrest Overview				All Rape	1	0	0	0	
Total Arrests			54	Criminal Sexual Contact	2	1	0	0	
Adult Arrests			50	Incest	0	0	0	0	
Juvenile Arrests			4	Statutory Rape	0	0	0	0	
Unknown Age			0	Commercial Sex Acts	0	0	0	0	
Arrests per 100,000 population			1,783.9	Involuntary Servitude	0	0	0	0	
				Kidnapping/Abduction	0	0	0	0	
				Crimes Against Property					
Average number offenses/incident			1.32	Arson	0	0	0	0	
				Bribery	0	0	0	0	
Domestic Incident Victims				Burglary/Breaking & Entering	1	1	1	0	
Offense			Reported	Cleared	0	0	0	0	
Murder and Nonnegligent Manslaughter			0	0	Destruction/Damage/Vandalism of Property	4	1	0	0
Aggravated Assault			1	0	Embezzlement	0	0	0	0
Simple Assault			8	3	Extortion/Blackmail	1	0	0	0
Intimidation			0	0	False Pretenses/Swindle/Confidence Game	1	0	0	0
Stalking			0	0	Credit Card/Automated Teller Machine Fraud	0	0	0	0
All Rape			1	0	Impersonation	0	0	0	0
Criminal Sexual Contact			1	0	Welfare Fraud	0	0	0	0
Incest			0	0	Wire Fraud	0	0	0	0
Statutory Rape			0	0	Identity Theft	1	0	0	0
Kidnapping/Abduction			0	0	Hacking/Computer Invasion	1	0	0	0
Total			11	3	Robbery	0	0	0	0
					Pocket-picking	0	0	0	0
Group B Arrests					Purse-snatching	0	0	0	0
Offense			Adult	Juvenile	Shoplifting	9	1	1	0
Curfew/Loitering/Vagrancy Violations			0	0	Theft From Building	1	0	0	0
Disorderly Conduct			4	0	Theft From Coin Operated Machine or Device	0	0	0	0
Driving Under the Influence			10	0	Theft From Motor Vehicle	0	0	0	0
Family Offenses (Nonviolent)			0	0	Theft of Motor Vehicle Parts/Accessories	0	0	0	0
Liquor Law Violations			1	0	All Other Larceny	4	0	0	0
Trespass of Real Property			0	0	Motor Vehicle Theft	1	0	0	0
All Other Offenses			2	1	Stolen Property Offenses	0	0	0	0
Total Group B			17	1	Crimes Against Society				
					Drug/Narcotic Violations	29	21	18	3
					Drug Equipment Violations	19	14	7	0
(*) Offenses are counted using the FBI Units of Count for Crime					Betting/Wagering	0	0	0	0
(**) The 'Arrests' column shows arrests made during the selected period, regardless of incident date. Arrest counts may be higher than incident counts.					Operating/Promoting/Assisting Gambling	0	0	0	0
(***) Negligent Manslaughter now includes the killing of another person associated with driving under the influence, distracted driving (using a cell or smartphone), and reckless driving fatalities.					Gambling Equipment Violations	0	0	0	0
					Sports Tampering	0	0	0	0
					Pornography/Obscene Material	0	0	0	0
					Prostitution	0	0	0	0
					Assisting or Promoting Prostitution	0	0	0	0
					Purchasing Prostitution	0	0	0	0
					Weapon Law Violations	0	0	0	0
					Animal Cruelty	0	0	0	0
					Total Group A Offenses	95	48	33	3

# Bismarck Police Department – 2024

2024 Population Estimate		75,546	Offenses (*)		Arrests (**)			
			Group A Offenses	Reported	Cleared	Adult	Juvenile	
Offense Overview			Crimes Against Persons (***)					
Offense Total	5,981		Murder and Nonnegligent Manslaughter		1	1	1	0
Number Cleared	3,054		Negligent Manslaughter		0	0	0	0
Percent Cleared	51.06%		Aggravated Assault		129	83	60	8
Group A Crimes per 100,000 population	7,917.0		Simple Assault		841	426	250	70
			Intimidation		212	114	46	16
			Stalking		21	4	2	0
			All Rape		34	3	6	0
Arrest Overview			Criminal Sexual Contact		115	43	1	0
Total Arrests	4,382		Incest		0	0	0	0
Adult Arrests	3,873		Statutory Rape		11	6	0	0
Juvenile Arrests	509		Commercial Sex Acts		0	0	10	4
Unknown Age	0		Involuntary Servitude		0	0	0	0
Arrests per 100,000 population	5,800.4		Kidnapping/Abduction		16	9	5	0
			Crimes Against Property					
Average number offenses/incident	1.19		Arson		5	4	3	1
			Bribery		0	0	0	0
Domestic Incident Victims			Burglary/Breaking & Entering		191	33	21	2
Offense	Reported	Cleared	Counterfeiting/Forgery		66	11	8	0
Murder and Nonnegligent Manslaughter	0	0	Destruction/Damage/Vandalism of Property		504	116	54	20
Aggravated Assault	66	49	Embezzlement		10	4	1	0
Simple Assault	436	239	Extortion/Blackmail		14	0	0	0
Intimidation	32	22	False Pretenses/Swindle/Confidence Game		212	30	25	0
Stalking	5	1	Credit Card/Automated Teller Machine Fraud		8	3	1	1
All Rape	6	2	Impersonation		39	9	1	1
Criminal Sexual Contact	15	9	Welfare Fraud		1	0	0	0
Incest	0	0	Wire Fraud		19	2	1	0
Statutory Rape	2	1	Identity Theft		124	19	15	0
Kidnapping/Abduction	11	7	Hacking/Computer Invasion		2	0	0	0
Total	573	330	Robbery		46	17	14	3
			Pocket-picking		4	0	1	0
			Purse-snatching		1	0	0	0
Group B Arrests			Shoplifting		627	444	392	85
Offense	Adult	Juvenile	Theft From Building		205	29	14	4
Curfew/Loitering/Vagrancy Violations	0	0	Theft From Coin Operated Machine or Device		1	0	0	0
Disorderly Conduct	103	27	Theft From Motor Vehicle		210	25	11	7
Driving Under the Influence	408	3	Theft of Motor Vehicle Parts/Accessories		32	3	1	1
Family Offenses (Nonviolent)	22	0	All Other Larceny		392	63	72	9
Liquor Law Violations	569	63	Motor Vehicle Theft		186	48	23	7
Trespass of Real Property	248	6	Stolen Property Offenses		37	35	23	3
All Other Offenses	443	94	Crimes Against Society					
Total Group B	1,793	193	Drug/Narcotic Violations		756	691	648	50
			Drug Equipment Violations		769	712	350	16
(*) Offenses are counted using the FBI Units of Count for Crime (**) The 'Arrests' column shows arrests made during the selected period, regardless of incident date. Arrest counts may be higher than incident counts. (***) Negligent Manslaughter now includes the killing of another person associated with driving under the influence, distracted driving (using a cell or smartphone), and reckless driving fatalities.			Betting/Wagering		0	0	0	0
			Operating/Promoting/Assisting Gambling		0	0	0	0
			Gambling Equipment Violations		0	0	0	0
			Sports Tampering		0	0	0	0
			Pornography/Obscene Material		42	13	3	3
			Prostitution		7	2	0	0
			Assisting or Promoting Prostitution		3	0	1	0
			Purchasing Prostitution		1	1	0	0
			Weapon Law Violations		67	50	16	5
			Animal Cruelty		20	1	0	0
			Total Group A Offenses	5,981	3,054	2,080	316	

(\*) Offenses are counted using the FBI Units of Count for Crime  
 (\*\*) The 'Arrests' column shows arrests made during the selected period, regardless of incident date. Arrest counts may be higher than incident counts.

(\*\*\*) Negligent Manslaughter now includes the killing of another person associated with driving under the influence, distracted driving (using a cell or smartphone), and reckless driving fatalities.

# Bismarck State College – 2024

2024 Population Estimate			N/A	Offenses (*)		Arrests (**)		
				Group A Offenses	Reported	Cleared	Adult	Juvenile
Offense Overview				Crimes Against Persons (***)				
Offense Total	25			Murder and Nonnegligent Manslaughter	0	0	0	0
Number Cleared	1			Negligent Manslaughter	0	0	0	0
Percent Cleared	4.00%			Aggravated Assault	0	0	0	0
Group A Crimes per 100,000 population	N/A			Simple Assault	0	0	0	0
				Intimidation	1	0	0	0
				Stalking	5	0	0	0
				All Rape	1	0	0	0
Arrest Overview								
Total Arrests	1			Criminal Sexual Contact	0	0	0	0
Adult Arrests	1			Incest	0	0	0	0
Juvenile Arrests	0			Statutory Rape	0	0	0	0
Unknown Age	0			Commercial Sex Acts	0	0	0	0
Arrests per 100,000 population	N/A			Involuntary Servitude	0	0	0	0
				Kidnapping/Abduction	0	0	0	0
				Crimes Against Property				
Average number offenses/incident	1.32			Arson	0	0	0	0
				Bribery	0	0	0	0
Domestic Incident Victims					Burglary/Breaking & Entering	0	0	0
Offense	Reported	Cleared			Counterfeiting/Forgery	1	1	1
Murder and Nonnegligent Manslaughter	0	0			Destruction/Damage/Vandalism of Property	2	0	0
Aggravated Assault	0	0			Embezzlement	0	0	0
Simple Assault	0	0			Extortion/Blackmail	0	0	0
Intimidation	0	0			False Pretenses/Swindle/Confidence Game	1	0	0
Stalking	1	0			Credit Card/Automated Teller Machine Fraud	0	0	0
All Rape	0	0			Impersonation	1	0	0
Criminal Sexual Contact	0	0			Welfare Fraud	0	0	0
Incest	0	0			Wire Fraud	0	0	0
Statutory Rape	0	0			Identity Theft	0	0	0
Kidnapping/Abduction	0	0			Hacking/Computer Invasion	0	0	0
Total	1	0			Robbery	0	0	0
Group B Arrests					Pocket-picking	0	0	0
Offense	Adult	Juvenile			Purse-snatching	0	0	0
Curfew/Loitering/Vagrancy Violations	0	0			Shoplifting	0	0	0
Disorderly Conduct	0	0			Theft From Building	1	0	0
Driving Under the Influence	0	0			Theft From Coin Operated Machine or Device	0	0	0
Family Offenses (Nonviolent)	0	0			Theft From Motor Vehicle	1	0	0
Liquor Law Violations	0	0			Theft of Motor Vehicle Parts/Accessories	0	0	0
Trespass of Real Property	0	0			All Other Larceny	1	0	0
All Other Offenses	0	0			Motor Vehicle Theft	1	0	0
Total Group B	0	0			Stolen Property Offenses	0	0	0
					Crimes Against Society			
					Drug/Narcotic Violations	4	0	0
					Drug Equipment Violations	4	0	0
					Betting/Wagering	0	0	0
					Operating/Promoting/Assisting Gambling	0	0	0
					Gambling Equipment Violations	0	0	0
					Sports Tampering	0	0	0
					Pornography/Obscene Material	1	0	0
					Prostitution	0	0	0
					Assisting or Promoting Prostitution	0	0	0
					Purchasing Prostitution	0	0	0
					Weapon Law Violations	0	0	0
					Animal Cruelty	0	0	0
					Total Group A Offenses	25	1	1

(\*) Offenses are counted using the FBI Units of Count for Crime

(\*\*) The 'Arrests' column shows arrests made during the selected period, regardless of incident date. Arrest counts may be higher than incident counts.

(\*\*\*) Negligent Manslaughter now includes the killing of another person associated with driving under the influence, distracted driving (using a cell or smartphone), and reckless driving fatalities.



# Bowman Police Department – 2024

2024 Population Estimate			1,394	Offenses (*)		Arrests (**)		
				Group A Offenses	Reported	Cleared	Adult	Juvenile
Offense Overview				Crimes Against Persons (***)				
Offense Total	65			Murder and Nonnegligent Manslaughter	0	0	0	0
Number Cleared	25			Negligent Manslaughter	0	0	0	0
Percent Cleared	38.46%			Aggravated Assault	1	0	0	0
Group A Crimes per 100,000 population	4,662.8			Simple Assault	12	8	4	1
				Intimidation	8	4	1	0
				Stalking	0	0	0	0
				All Rape	0	0	0	0
Arrest Overview								
Total Arrests	81			Criminal Sexual Contact	0	0	0	0
Adult Arrests	79			Incest	0	0	0	0
Juvenile Arrests	2			Statutory Rape	0	0	0	0
Unknown Age	0			Commercial Sex Acts	0	0	0	0
Arrests per 100,000 population	5,810.6			Involuntary Servitude	0	0	0	0
				Kidnapping/Abduction	0	0	0	0
				Crimes Against Property				
Average number offenses/incident	1.44			Arson	0	0	0	0
				Bribery	0	0	0	0
Domestic Incident Victims								
Offense	Reported	Cleared		Burglary/Breaking & Entering	3	0	0	0
				Counterfeiting/Forgery	1	0	0	0
Murder and Nonnegligent Manslaughter	0	0		Destruction/Damage/Vandalism of Property	5	3	0	0
Aggravated Assault	0	0		Embezzlement	0	0	0	0
Simple Assault	5	4		Extortion/Blackmail	0	0	0	0
Intimidation	1	1		False Pretenses/Swindle/Confidence Game	4	0	0	0
Stalking	0	0		Credit Card/Automated Teller Machine Fraud	0	0	0	0
All Rape	0	0		Impersonation	5	0	0	0
Criminal Sexual Contact	0	0		Welfare Fraud	0	0	0	0
Incest	0	0		Wire Fraud	0	0	0	0
Statutory Rape	0	0		Identity Theft	0	0	0	0
Kidnapping/Abduction	0	0		Hacking/Computer Invasion	0	0	0	0
Total	6	5		Robbery	0	0	0	0
Group B Arrests								
Offense	Adult	Juvenile		Pocket-picking	0	0	0	0
Curfew/Loitering/Vagrancy Violations	0	0		Purse-snatching	0	0	0	0
Disorderly Conduct	2	0		Shoplifting	0	0	0	0
Driving Under the Influence	15	1		Theft From Building	1	0	0	0
Family Offenses (Nonviolent)	0	0		Theft From Coin Operated Machine or Device	0	0	0	0
Liquor Law Violations	2	0		Theft From Motor Vehicle	0	0	0	0
Trespass of Real Property	0	0		Theft of Motor Vehicle Parts/Accessories	0	0	0	0
All Other Offenses	51	0		All Other Larceny	5	1	1	0
Total Group B	70	1		Motor Vehicle Theft	0	0	0	0
				Stolen Property Offenses	0	0	0	0
				Crimes Against Society				
				Drug/Narcotic Violations	9	4	3	0
				Drug Equipment Violations	10	4	0	0
				Betting/Wagering	0	0	0	0
				Operating/Promoting/Assisting Gambling	0	0	0	0
				Gambling Equipment Violations	0	0	0	0
				Sports Tampering	0	0	0	0
				Pornography/Obscene Material	0	0	0	0
				Prostitution	0	0	0	0
				Assisting or Promoting Prostitution	0	0	0	0
				Purchasing Prostitution	0	0	0	0
				Weapon Law Violations	1	1	0	0
				Animal Cruelty	0	0	0	0
				Total Group A Offenses	65	25	9	1

(\*) Offenses are counted using the FBI Units of Count for Crime

(\*\*) The 'Arrests' column shows arrests made during the selected period, regardless of incident date. Arrest counts may be higher than incident counts.

(\*\*\*) Negligent Manslaughter now includes the killing of another person associated with driving under the influence, distracted driving (using a cell or smartphone), and reckless driving fatalities.

(\*) Offenses are counted using the FBI Units of Count for Crime  
 (\*\*) The 'Arrests' column shows arrests made during the selected period, regardless of incident date. Arrest counts may be higher than incident counts.  
 (\*\*\*) Negligent Manslaughter now includes the killing of another person associated with driving under the influence, distracted driving (using a cell or smartphone), and reckless driving fatalities.



# Burlington Police Department – 2024

2024 Population Estimate			1,312	Offenses (*)		Arrests (**)		
				Reported	Cleared	Adult	Juvenile	
Offense Overview			Group A Offenses					
			Crimes Against Persons (***)					
Offense Total	20		Murder and Nonnegligent Manslaughter		0	0	0	0
Number Cleared	15		Negligent Manslaughter		0	0	0	0
Percent Cleared	75.00%		Aggravated Assault		0	0	0	0
Group A Crimes per 100,000 population	1,524.4		Simple Assault		2	0	0	0
			Intimidation		0	0	0	0
			Stalking		0	0	0	0
			All Rape		0	0	0	0
Arrest Overview								
Total Arrests	17		Criminal Sexual Contact		0	0	0	0
Adult Arrests	16		Incest		0	0	0	0
Juvenile Arrests	1		Statutory Rape		0	0	0	0
Unknown Age	0		Commercial Sex Acts		0	0	0	0
Arrests per 100,000 population	1,295.7		Involuntary Servitude		0	0	0	0
			Kidnapping/Abduction		0	0	0	0
			Crimes Against Property					
Average number offenses/incident	1.43		Arson		0	0	0	0
			Bribery		0	0	0	0
Domestic Incident Victims								
Offense	Reported	Cleared	Burglary/Breaking & Entering		0	0	0	0
			Counterfeiting/Forgery		0	0	0	0
Murder and Nonnegligent Manslaughter	0	0	Destruction/Damage/Vandalism of Property		2	1	1	0
Aggravated Assault	0	0	Embezzlement		0	0	0	0
Simple Assault	2	0	Extortion/Blackmail		0	0	0	0
Intimidation	0	0	False Pretenses/Swindle/Confidence Game		3	2	2	0
Stalking	0	0	Credit Card/Automated Teller Machine Fraud		1	0	0	0
All Rape	0	0	Impersonation		0	0	0	0
Criminal Sexual Contact	0	0	Welfare Fraud		0	0	0	0
Incest	0	0	Wire Fraud		0	0	0	0
Statutory Rape	0	0	Identity Theft		0	0	0	0
Kidnapping/Abduction	0	0	Hacking/Computer Invasion		0	0	0	0
Total	2	0	Robbery		0	0	0	0
			Pocket-picking		0	0	0	0
			Purse-snatching		0	0	0	0
Group B Arrests								
Offense	Adult	Juvenile	Shoplifting		0	0	0	0
Curfew/Loitering/Vagrancy Violations	0	0	Theft From Building		0	0	0	0
Disorderly Conduct	0	0	Theft From Coin Operated Machine or Device		0	0	0	0
Driving Under the Influence	8	0	Theft From Motor Vehicle		0	0	0	0
Family Offenses (Nonviolent)	0	0	Theft of Motor Vehicle Parts/Accessories		0	0	0	0
Liquor Law Violations	0	0	All Other Larceny		0	0	0	0
Trespass of Real Property	0	0	Motor Vehicle Theft		0	0	0	0
All Other Offenses	0	0	Stolen Property Offenses		0	0	0	0
Total Group B			Crimes Against Society					
			Drug/Narcotic Violations		5	5	2	1
			Drug Equipment Violations		6	6	2	0
			Betting/Wagering		0	0	0	0
			Operating/Promoting/Assisting Gambling		0	0	0	0
			Gambling Equipment Violations		0	0	0	0
			Sports Tampering		0	0	0	0
			Pornography/Obscene Material		0	0	0	0
			Prostitution		0	0	0	0
			Assisting or Promoting Prostitution		0	0	0	0
			Purchasing Prostitution		0	0	0	0
			Weapon Law Violations		1	1	1	0
			Animal Cruelty		0	0	0	0
			Total Group A Offenses		20	15	8	1
			</					

(\*) Offenses are counted using the FBI Units of Count for Crime  
 (\*\*) The 'Arrests' column shows arrests made during the selected period, regardless of incident date. Arrest counts may be higher than incident counts.  
 (\*\*\*) Negligent Manslaughter now includes the killing of another person associated with driving under the influence, distracted driving (using a cell or smartphone), and reckless driving fatalities.

# Carrington Police Department – 2024

2024 Population Estimate 1,987

## Offense Overview

Offense Total 43  
 Number Cleared 16  
 Percent Cleared 37.21%  
 Group A Crimes per 100,000 population 2,164.1

## Arrest Overview

Total Arrests 18  
 Adult Arrests 18  
 Juvenile Arrests 0  
 Unknown Age 0  
 Arrests per 100,000 population 905.9

Average number offenses/incident 1.23

## Domestic Incident Victims

Offense	Reported	Cleared
Murder and Nonnegligent Manslaughter	0	0
Aggravated Assault	0	0
Simple Assault	5	2
Intimidation	1	1
Stalking	0	0
All Rape	0	0
Criminal Sexual Contact	0	0
Incest	0	0
Statutory Rape	0	0
Kidnapping/Abduction	0	0
<b>Total</b>	<b>6</b>	<b>3</b>

## Group B Arrests

Offense	Adult	Juvenile
Curfew/Loitering/Vagrancy Violations	0	0
Disorderly Conduct	0	0
Driving Under the Influence	5	0
Family Offenses (Nonviolent)	0	0
Liquor Law Violations	0	0
Trespass of Real Property	0	0
All Other Offenses	2	0
<b>Total Group B</b>	<b>7</b>	<b>0</b>

(\*) Offenses are counted using the FBI Units of Count for Crime

(\*\*) The 'Arrests' column shows arrests made during the selected period, regardless of incident date. Arrest counts may be higher than incident counts.

(\*\*\*) Negligent Manslaughter now includes the killing of another person associated with driving under the influence, distracted driving (using a cell or smartphone), and reckless driving fatalities.

	Offenses (*)		Arrests (**)	
Group A Offenses	Reported	Cleared	Adult	Juvenile
<b>Crimes Against Persons (***)</b>				
Murder and Nonnegligent Manslaughter	0	0	0	0
Negligent Manslaughter	0	0	0	0
Aggravated Assault	1	1	1	0
Simple Assault	9	2	2	0
Intimidation	8	6	3	0
Stalking	1	0	0	0
All Rape	0	0	0	0
Criminal Sexual Contact	0	0	0	0
Incest	0	0	0	0
Statutory Rape	0	0	0	0
Commercial Sex Acts	0	0	0	0
Involuntary Servitude	0	0	0	0
Kidnapping/Abduction	0	0	0	0
<b>Crimes Against Property</b>				
Arson	0	0	0	0
Bribery	0	0	0	0
Burglary/Breaking & Entering	1	0	0	0
Counterfeiting/Forgery	1	0	0	0
Destruction/Damage/Vandalism of Property	1	0	0	0
Embezzlement	0	0	0	0
Extortion/Blackmail	0	0	0	0
False Pretenses/Swindle/Confidence Game	1	0	0	0
Credit Card/Automated Teller Machine Fraud	1	0	0	0
Impersonation	0	0	0	0
Welfare Fraud	0	0	0	0
Wire Fraud	2	0	0	0
Identity Theft	1	0	0	0
Hacking/Computer Invasion	0	0	0	0
Robbery	0	0	0	0
Pocket-picking	0	0	0	0
Purse-snatching	0	0	0	0
Shoplifting	0	0	0	0
Theft From Building	1	0	0	0
Theft From Coin Operated Machine or Device	0	0	0	0
Theft From Motor Vehicle	0	0	0	0
Theft of Motor Vehicle Parts/Accessories	0	0	0	0
All Other Larceny	2	0	0	0
Motor Vehicle Theft	0	0	0	0
Stolen Property Offenses	1	0	0	0
<b>Crimes Against Society</b>				
Drug/Narcotic Violations	5	4	4	0
Drug Equipment Violations	6	3	1	0
Betting/Wagering	0	0	0	0
Operating/Promoting/Assisting Gambling	0	0	0	0
Gambling Equipment Violations	0	0	0	0
Sports Tampering	0	0	0	0
Pornography/Obscene Material	0	0	0	0
Prostitution	0	0	0	0
Assisting or Promoting Prostitution	0	0	0	0
Purchasing Prostitution	0	0	0	0
Weapon Law Violations	0	0	0	0
Animal Cruelty	1	0	0	0
<b>Total Group A Offenses</b>	<b>43</b>	<b>16</b>	<b>11</b>	<b>0</b>

# Cavalier Police Department – 2024

2024 Population Estimate			1,214	Offenses (*)		Arrests (**)				
				Group A Offenses	Reported	Cleared	Adult	Juvenile		
Offense Overview				Crimes Against Persons (***)						
Offense Total	16			Murder and Nonnegligent Manslaughter		0	0	0	0	
Number Cleared	7			Negligent Manslaughter		0	0	0	0	
Percent Cleared	43.75%			Aggravated Assault		0	0	0	0	
Group A Crimes per 100,000 population	1,318.0			Simple Assault		1	0	0	0	
				Intimidation		1	0	0	0	
				Stalking		0	0	0	0	
				All Rape		0	0	0	0	
				Criminal Sexual Contact		2	0	0	0	
Arrest Overview	18			Incest		0	0	0	0	
		Adult Arrests	8			Statutory Rape		0	0	0
		Juvenile Arrests	10			Commercial Sex Acts		0	0	0
Unknown Age	0			Involuntary Servitude		0	0	0	0	
Arrests per 100,000 population	1,482.7			Kidnapping/Abduction		0	0	0	0	
				Crimes Against Property						
Average <u>number</u> offenses/incident	1.23			Arson		0	0	0	0	
				Bribery		0	0	0	0	
				Burglary/Breaking & Entering		1	1	0	2	
Domestic Incident Victims				Counterfeiting/Forgery		0	0	0	0	
Offense	Reported	Cleared	Destruction/Damage/Vandalism of Property		5	5	0	5		
Murder and Nonnegligent Manslaughter	0	0	Embezzlement		0	0	0	0		
Aggravated Assault	0	0	Extortion/Blackmail		0	0	0	0		
Simple Assault	1	0	False Pretenses/Swindle/Confidence Game		0	0	0	0		
Intimidation	0	0	Credit Card/Automated Teller Machine Fraud		0	0	0	0		
Stalking	0	0	Impersonation		0	0	0	0		
All Rape	0	0	Welfare Fraud		0	0	0	0		
Criminal Sexual Contact	1	0	Wire Fraud		0	0	0	0		
Incest	0	0	Identity Theft		0	0	0	0		
Statutory Rape	0	0	Hacking/Computer Invasion		1	0	0	0		
Kidnapping/Abduction	0	0	Robbery		0	0	0	0		
Total	2	0	Pocket-picking		0	0	0	0		
			Purse-snatching		0	0	0	0		
Group B Arrests				Shoplifting		0	0	0	0	
Offense	Adult	Juvenile	Theft From Building		0	0	0	0		
Curfew/Loitering/Vagrancy Violations	0	0	Theft From Coin Operated Machine or Device		0	0	0	0		
Disorderly Conduct	2	0	Theft From Motor Vehicle		1	0	0	0		
Driving Under the Influence	4	0	Theft of Motor Vehicle Parts/Accessories		0	0	0	0		
Family Offenses (Nonviolent)	0	0	All Other Larceny		2	1	0	0		
Liquor Law Violations	0	0	Motor Vehicle Theft		1	0	0	0		
Trespass of Real Property	0	3	Stolen Property Offenses		1	0	0	0		
All Other Offenses	2	0	Crimes Against Society							
Total Group B	8	3	Drug/Narcotic Violations		0	0	0	0		
			Drug Equipment Violations		0	0	0	0		
			Betting/Wagering		0	0	0	0		
			Operating/Promoting/Assisting Gambling		0	0	0	0		
			Gambling Equipment Violations		0	0	0	0		
			Sports Tampering		0	0	0	0		
			Pornography/Obscene Material		0	0	0	0		
			Prostitution		0	0	0	0		
			Assisting or Promoting Prostitution		0	0	0	0		
			Purchasing Prostitution		0	0	0	0		
			Weapon Law Violations		0	0	0	0		
			Animal Cruelty		0	0	0	0		
			Total Group A Offenses		16	7	0	7		

(\*) Offenses are counted using the FBI Units of Count for Crime  
 (\*\*) The 'Arrests' column shows arrests made during the selected period, regardless of incident date. Arrest counts may be higher than incident counts.  
 (\*\*\*) Negligent Manslaughter now includes the killing of another person associated with driving under the influence, distracted driving (using a cell or smartphone), and reckless driving fatalities.

# Devils Lake Police Department – 2024

2024 Population Estimate			7,125	Offenses (*)		Arrests (**)			
				Group A Offenses	Reported	Cleared	Adult	Juvenile	
Offense Overview				Crimes Against Persons (***)					
Offense Total	218			Murder and Nonnegligent Manslaughter		0	0	0	0
Number Cleared	140			Negligent Manslaughter		0	0	0	0
Percent Cleared	64.22%			Aggravated Assault		7	6	6	0
Group A Crimes per 100,000 population	3,059.6			Simple Assault		48	38	25	3
				Intimidation		8	5	2	1
				Stalking		0	0	0	0
				All Rape		2	0	0	0
				Criminal Sexual Contact		7	3	0	0
Arrest Overview	475			Incest		0	0	0	0
				Statutory Rape		1	0	0	0
				Commercial Sex Acts		0	0	0	2
				Involuntary Servitude		0	0	0	0
				Kidnapping/Abduction		0	0	0	0
	6,666.7			Crimes Against Property					
				Arson		0	0	0	0
				Bribery		0	0	0	0
				Burglary/Breaking & Entering		7	4	3	0
				Counterfeiting/Forgery		3	1	1	0
Domestic Incident Victims				Destruction/Damage/Vandalism of Property		12	5	4	0
				Embezzlement		1	1	2	0
				Extortion/Blackmail		0	0	0	0
				False Pretenses/Swindle/Confidence Game		3	2	1	0
				Credit Card/Automated Teller Machine Fraud		0	0	0	0
Offense	Reported	Cleared		Impersonation		0	0	0	0
				Welfare Fraud		0	0	0	0
				Wire Fraud		3	0	0	0
				Identity Theft		4	1	0	0
				Hacking/Computer Invasion		0	0	0	0
Murder and Nonnegligent Manslaughter	0	0		Robbery		1	1	2	0
				Pocket-picking		0	0	0	0
				Purse-snatching		0	0	0	0
				Shoplifting		1	0	0	0
				Theft From Building		2	1	0	0
Aggravated Assault	3	3		Theft From Coin Operated Machine or Device		0	0	0	0
				Theft From Motor Vehicle		2	0	1	1
				Theft of Motor Vehicle Parts/Accessories		0	0	0	0
				All Other Larceny		44	24	25	1
				Motor Vehicle Theft		9	2	3	0
Simple Assault	28	24		Stolen Property Offenses		1	1	1	0
				Crimes Against Society					
				Drug/Narcotic Violations		25	20	11	11
				Drug Equipment Violations		25	23	14	3
				Betting/Wagering		0	0	0	0
Intimidation	0	0		Operating/Promoting/Assisting Gambling		0	0	0	0
				Gambling Equipment Violations		0	0	0	0
				Sports Tampering		0	0	0	0
				Pornography/Obscene Material		0	0	0	0
				Prostitution		0	0	0	0
Stalking	0	0		Assisting or Promoting Prostitution		0	0	0	0
				Purchasing Prostitution		0	0	0	0
				Weapon Law Violations		2	2	0	0
				Animal Cruelty		0	0	0	0
				Total Group A Offenses		218	140	101	22
All Rape	1	0		(*) Offenses are counted using the FBI Units of Count for Crime					
				(**) The 'Arrests' column shows arrests made during the selected period, regardless of incident date. Arrest counts may be higher than incident counts.					
				(***) Negligent Manslaughter now includes the killing of another person associated with driving under the influence, distracted driving (using a cell or smartphone), and reckless driving fatalities.					

# Dickinson Police Department – 2024

2024 Population Estimate	24,910			Offenses (*)		Arrests (**)	
		Group A Offenses		Reported	Cleared	Adult	Juvenile
Offense Overview		Crimes Against Persons (***)					
Offense Total	1,426	Murder and Nonnegligent Manslaughter		2	2	1	0
Number Cleared	686	Negligent Manslaughter		0	0	0	0
Percent Cleared	48.11%	Aggravated Assault		59	41	30	1
Group A Crimes per 100,000 population	5,724.6	Simple Assault		255	181	117	13
		Intimidation		46	38	17	8
		Stalking		2	1	1	0
		All Rape		10	6	1	0
		Criminal Sexual Contact		6	2	0	0
		Incest		0	0	0	0
		Statutory Rape		5	1	0	0
		Commercial Sex Acts		0	0	1	0
		Involuntary Servitude		0	0	0	0
		Kidnapping/Abduction		2	2	0	0
		Crimes Against Property					
		Arson		0	0	0	0
		Bribery		0	0	0	0
		Burglary/Breaking & Entering		40	13	5	0
		Counterfeiting/Forgery		22	3	2	0
		Destruction/Damage/Vandalism of Property		217	73	23	12
		Embezzlement		10	5	0	0
		Extortion/Blackmail		3	0	0	0
		False Pretenses/Swindle/Confidence Game		70	20	19	1
		Credit Card/Automated Teller Machine Fraud		5	2	0	0
		Impersonation		0	0	0	0
		Welfare Fraud		0	0	0	0
		Wire Fraud		2	1	0	0
		Identity Theft		33	6	1	0
		Hacking/Computer Invasion		0	0	0	0
		Robbery		2	2	2	0
		Pocket-picking		0	0	0	0
		Purse-snatching		0	0	0	0
		Shoplifting		78	39	40	4
		Theft From Building		57	20	11	4
		Theft From Coin Operated Machine or Device		1	0	0	0
		Theft From Motor Vehicle		51	13	8	1
		Theft of Motor Vehicle Parts/Accessories		11	0	0	0
		All Other Larceny		155	16	8	1
		Motor Vehicle Theft		37	8	4	1
		Stolen Property Offenses		13	9	6	0
		Crimes Against Society					
		Drug/Narcotic Violations		105	85	59	17
		Drug Equipment Violations		99	83	35	2
		Betting/Wagering		0	0	0	0
		Operating/Promoting/Assisting Gambling		0	0	0	0
		Gambling Equipment Violations		0	0	0	0
		Sports Tampering		0	0	0	0
		Pornography/Obscene Material		8	2	2	2
		Prostitution		0	0	0	0
		Assisting or Promoting Prostitution		0	0	0	0
		Purchasing Prostitution		2	1	0	0
		Weapon Law Violations		10	10	7	0
		Animal Cruelty		8	1	1	0
		Total Group A Offenses		1,426	686	401	67
		Arrest Overview					
Total Arrests	1,299						
Adult Arrests	1,121						
Juvenile Arrests	178						
Unknown Age	0						
Arrests per 100,000 population	5,267.0						
Average <u>number</u> offenses/incident	1.15						
Domestic Incident Victims							
Offense	Reported	Cleared					
Murder and Nonnegligent Manslaughter	1	1					
Aggravated Assault	31	25					
Simple Assault	145	118					
Intimidation	6	6					
Stalking	1	0					
All Rape	2	2					
Criminal Sexual Contact	0	0					
Incest	0	0					
Statutory Rape	0	0					
Kidnapping/Abduction	2	2					
Total	188	154					
Group B Arrests							
Offense	Adult	Juvenile					
Curfew/Loitering/Vagrancy Violations	0	5					
Disorderly Conduct	93	16					
Driving Under the Influence	119	3					
Family Offenses (Nonviolent)	7	9					
Liquor Law Violations	73	16					
Trespass of Real Property	44	6					
All Other Offenses	384	56					
Total Group B	720	111					

(\*) Offenses are counted using the FBI Units of Count for Crime  
 (\*\*) The 'Arrests' column shows arrests made during the selected period, regardless of incident date. Arrest counts may be higher than incident counts.  
 (\*\*\*) Negligent Manslaughter now includes the killing of another person associated with driving under the influence, distracted driving (using a cell or smartphone), and reckless driving fatalities.

# Drayton Police Department – 2024

2024 Population Estimate	728		Offenses (*)		Arrests (**)	
		Group A Offenses	Reported	Cleared	Adult	Juvenile
Offense Overview		Crimes Against Persons (***)				
Offense Total	4	Murder and Nonnegligent Manslaughter	0	0	0	0
Number Cleared	2	Negligent Manslaughter	0	0	0	0
Percent Cleared	50.00%	Aggravated Assault	1	1	1	0
Group A Crimes per 100,000 population	549.5	Simple Assault	1	1	0	0
		Intimidation	1	0	0	0
		Stalking	0	0	0	0
Arrest Overview		All Rape	0	0	0	0
Total Arrests	2	Criminal Sexual Contact	0	0	0	0
Adult Arrests	2	Incest	0	0	0	0
Juvenile Arrests	0	Statutory Rape	0	0	0	0
Unknown Age	0	Commercial Sex Acts	0	0	0	0
Arrests per 100,000 population	274.7	Involuntary Servitude	0	0	0	0
		Kidnapping/Abduction	0	0	0	0
Average number offenses/incident		Crimes Against Property				
	1.33	Arson	0	0	0	0
Domestic Incident Victims		Bribery	0	0	0	0
Offense	Reported	Cleared	Burglary/Breaking & Entering	0	0	0
Murder and Nonnegligent Manslaughter	0	0	Counterfeiting/Forgery	0	0	0
Aggravated Assault	0	0	Destruction/Damage/Vandalism of Property	1	0	0
Simple Assault	0	0	Embezzlement	0	0	0
Intimidation	0	0	Extortion/Blackmail	0	0	0
Stalking	0	0	False Pretenses/Swindle/Confidence Game	0	0	0
All Rape	0	0	Credit Card/Automated Teller Machine Fraud	0	0	0
Criminal Sexual Contact	0	0	Impersonation	0	0	0
Incest	0	0	Welfare Fraud	0	0	0
Statutory Rape	0	0	Wire Fraud	0	0	0
Kidnapping/Abduction	0	0	Identity Theft	0	0	0
Total	0	0	Hacking/Computer Invasion	0	0	0
Group B Arrests			Robbery	0	0	0
Offense	Adult	Juvenile	Pocket-picking	0	0	0
Curfew/Loitering/Vagrancy Violations	0	0	Purse-snatching	0	0	0
Disorderly Conduct	0	0	Shoplifting	0	0	0
Driving Under the Influence	0	0	Theft From Building	0	0	0
Family Offenses (Nonviolent)	0	0	Theft From Coin Operated Machine or Device	0	0	0
Liquor Law Violations	0	0	Theft From Motor Vehicle	0	0	0
Trespass of Real Property	0	0	Theft of Motor Vehicle Parts/Accessories	0	0	0
All Other Offenses	1	0	All Other Larceny	0	0	0
Total Group B	1	0	Motor Vehicle Theft	0	0	0
			Stolen Property Offenses	0	0	0
		Crimes Against Society				
		Drug/Narcotic Violations	0	0	0	0
		Drug Equipment Violations	0	0	0	0
		Betting/Wagering	0	0	0	0
		Operating/Promoting/Assisting Gambling	0	0	0	0
		Gambling Equipment Violations	0	0	0	0
		Sports Tampering	0	0	0	0
		Pornography/Obscene Material	0	0	0	0
		Prostitution	0	0	0	0
		Assisting or Promoting Prostitution	0	0	0	0
		Purchasing Prostitution	0	0	0	0
		Weapon Law Violations	0	0	0	0
		Animal Cruelty	0	0	0	0
		Total Group A Offenses	4	2	1	0

(\*) Offenses are counted using the FBI Units of Count for Crime  
 (\*\*) The 'Arrests' column shows arrests made during the selected period, regardless of incident date. Arrest counts may be higher than incident counts.  
 (\*\*\*) Negligent Manslaughter now includes the killing of another person associated with driving under the influence, distracted driving (using a cell or smartphone), and reckless driving fatalities.



# Dunseith Police Department – 2024

2024 Population Estimate			603	Offenses (*)		Arrests (**)	
				Reported	Cleared	Adult	Juvenile
Offense Overview			Crimes Against Persons (***)				
Offense Total	15		Murder and Nonnegligent Manslaughter	0	0	0	0
Number Cleared	8		Negligent Manslaughter	0	0	0	0
Percent Cleared	53.33%		Aggravated Assault	1	1	1	0
Group A Crimes per 100,000 population	2,487.6		Simple Assault	4	3	2	0
			Intimidation	1	1	0	2
			Stalking	0	0	0	0
			All Rape	0	0	0	0
Arrest Overview			Criminal Sexual Contact	0	0	0	0
Total Arrests	21		Incest	0	0	0	0
Adult Arrests	17		Statutory Rape	0	0	0	0
Juvenile Arrests	4		Commercial Sex Acts	0	0	0	0
Unknown Age	0		Involuntary Servitude	0	0	0	0
Arrests per 100,000 population	3,482.6		Kidnapping/Abduction	0	0	0	0
			Crimes Against Property				
Average <u>number</u> offenses/incident	1.07		Arson	0	0	0	0
			Bribery	0	0	0	0
			Burglary/Breaking & Entering	4	1	0	2
Domestic Incident Victims				Counterfeiting/Forgery	0	0	0
Offense	Reported	Cleared	Destruction/Damage/Vandalism of Property	0	0	0	0
Murder and Nonnegligent Manslaughter	0	0	Embezzlement	0	0	0	0
Aggravated Assault	0	0	Extortion/Blackmail	0	0	0	0
Simple Assault	1	1	False Pretenses/Swindle/Confidence Game	0	0	0	0
Intimidation	0	0	Credit Card/Automated Teller Machine Fraud	0	0	0	0
Stalking	0	0	Impersonation	0	0	0	0
All Rape	0	0	Welfare Fraud	0	0	0	0
Criminal Sexual Contact	0	0	Wire Fraud	0	0	0	0
Incest	0	0	Identity Theft	0	0	0	0
Statutory Rape	0	0	Hacking/Computer Invasion	0	0	0	0
Kidnapping/Abduction	0	0	Robbery	0	0	0	0
Total	1	1	Pocket-picking	0	0	0	0
Group B Arrests			Purse-snatching	0	0	0	0
Offense	Adult	Juvenile	Shoplifting	1	0	0	0
Curfew/Loitering/Vagrancy Violations	0	0	Theft From Building	0	0	0	0
Disorderly Conduct	6	0	Theft From Coin Operated Machine or Device	0	0	0	0
Driving Under the Influence	0	0	Theft From Motor Vehicle	0	0	0	0
Family Offenses (Nonviolent)	0	0	Theft of Motor Vehicle Parts/Accessories	0	0	0	0
Liquor Law Violations	0	0	All Other Larceny	0	0	0	0
Trespass of Real Property	1	0	Motor Vehicle Theft	2	1	1	0
All Other Offenses	5	0	Stolen Property Offenses	0	0	0	0
Total Group B	12	0	Crimes Against Society				
			Drug/Narcotic Violations	1	0	0	0
			Drug Equipment Violations	1	1	1	0
			Betting/Wagering	0	0	0	0
			Operating/Promoting/Assisting Gambling	0	0	0	0
			Gambling Equipment Violations	0	0	0	0
			Sports Tampering	0	0	0	0
			Pornography/Obscene Material	0	0	0	0
			Prostitution	0	0	0	0
			Assisting or Promoting Prostitution	0	0	0	0
			Purchasing Prostitution	0	0	0	0
			Weapon Law Violations	0	0	0	0
			Animal Cruelty	0	0	0	0
			Total Group A Offenses	15	8	5	4

(\*) Offenses are counted using the FBI Units of Count for Crime  
 (\*\*) The 'Arrests' column shows arrests made during the selected period, regardless of incident date. Arrest counts may be higher than incident counts.  
 (\*\*\*) Negligent Manslaughter now includes the killing of another person associated with driving under the influence, distracted driving (using a cell or smartphone), and reckless driving fatalities.

# Ellendale Police Department – 2024

2024 Population Estimate			1,085	Offenses (*)		Arrests (**)			
				Group A Offenses	Reported	Cleared	Adult	Juvenile	
Offense Overview				Crimes Against Persons (***)					
Offense Total	12			Murder and Nonnegligent Manslaughter		0	0	0	0
Number Cleared	5			Negligent Manslaughter		0	0	0	0
Percent Cleared	41.67%			Aggravated Assault		0	0	0	0
Group A Crimes per 100,000 population	1,106.0			Simple Assault		7	4	2	0
				Intimidation		0	0	0	0
				Stalking		0	0	0	0
				All Rape		0	0	0	0
Arrest Overview									
Total Arrests	8			Criminal Sexual Contact		0	0	0	0
Adult Arrests	6			Incest		0	0	0	0
Juvenile Arrests	2			Statutory Rape		0	0	0	0
Unknown Age	0			Commercial Sex Acts		0	0	0	0
Arrests per 100,000 population	737.3			Involuntary Servitude		0	0	0	0
				Kidnapping/Abduction		0	0	0	0
				Crimes Against Property					
Average <u>number</u> offenses/incident	1.50			Arson		0	0	0	0
				Bribery		0	0	0	0
Domestic Incident Victims									
Offense	Reported	Cleared		Burglary/Breaking & Entering		1	0	0	0
Murder and Nonnegligent Manslaughter	0	0		Counterfeiting/Forgery		0	0	0	0
Aggravated Assault	0	0		Destruction/Damage/Vandalism of Property		2	1	0	1
Simple Assault	5	2		Embezzlement		0	0	0	0
Intimidation	0	0		Extortion/Blackmail		0	0	0	0
Stalking	0	0		False Pretenses/Swindle/Confidence Game		0	0	0	0
All Rape	0	0		Credit Card/Automated Teller Machine Fraud		0	0	0	0
Criminal Sexual Contact	0	0		Impersonation		0	0	0	0
Incest	0	0		Welfare Fraud		0	0	0	0
Statutory Rape	0	0		Wire Fraud		0	0	0	0
Kidnapping/Abduction	0	0		Identity Theft		0	0	0	0
Total	5	2		Hacking/Computer Invasion		0	0	0	0
Group B Arrests									
Offense	Adult	Juvenile		Robbery		0	0	0	0
Curfew/Loitering/Vagrancy Violations	0	0		Pocket-picking		0	0	0	0
Disorderly Conduct	0	0		Purse-snatching		0	0	0	0
Driving Under the Influence	2	0		Shoplifting		0	0	0	0
Family Offenses (Nonviolent)	0	0		Theft From Building		2	0	0	0
Liquor Law Violations	2	1		Theft From Coin Operated Machine or Device		0	0	0	0
Trespass of Real Property	0	0		Theft From Motor Vehicle		0	0	0	0
All Other Offenses	0	0		Theft of Motor Vehicle Parts/Accessories		0	0	0	0
Total Group B	4	1		All Other Larceny		0	0	0	0
				Motor Vehicle Theft		0	0	0	0
				Stolen Property Offenses		0	0	0	0
				Crimes Against Society					
				Drug/Narcotic Violations		0	0	0	0
				Drug Equipment Violations		0	0	0	0
				Betting/Wagering		0	0	0	0
				Operating/Promoting/Assisting Gambling		0	0	0	0
				Gambling Equipment Violations		0	0	0	0
				Sports Tampering		0	0	0	0
				Pornography/Obscene Material		0	0	0	0
				Prostitution		0	0	0	0
				Assisting or Promoting Prostitution		0	0	0	0
				Purchasing Prostitution		0	0	0	0
				Weapon Law Violations		0	0	0	0
				Animal Cruelty		0	0	0	0
				Total Group A Offenses		12	5	2	1

(\*) Offenses are counted using the FBI Units of Count for Crime

(\*\*) The 'Arrests' column shows arrests made during the selected period, regardless of incident date. Arrest counts may be higher than incident counts.

(\*\*\*) Negligent Manslaughter now includes the killing of another person associated with driving under the influence, distracted driving (using a cell or smartphone), and reckless driving fatalities.

(\*) Offenses are counted using the FBI Units of Count for Crime

(\*\*) The 'Arrests' column shows arrests made during the selected period, regardless of incident date. Arrest counts may be higher than incident counts.

(\*\*\*) Negligent Manslaughter now includes the killing of another person associated with driving under the influence, distracted driving (using a cell or smartphone), and reckless driving fatalities.



# Emerado Police Department – 2024

2024 Population Estimate		440	Offenses (*)		Arrests (**)		
			Group A Offenses	Reported	Cleared	Adult	Juvenile
Offense Overview			Crimes Against Persons (***)				
Offense Total	30		Murder and Nonnegligent Manslaughter	0	0	0	0
Number Cleared	5		Negligent Manslaughter	0	0	0	0
Percent Cleared	16.67%		Aggravated Assault	0	0	0	0
Group A Crimes per 100,000 population	6,818.2		Simple Assault	2	1	1	0
			Intimidation	0	0	0	0
			Stalking	1	0	0	0
			All Rape	0	0	0	0
Arrest Overview			Criminal Sexual Contact	1	0	0	0
Total Arrests	5		Incest	0	0	0	0
Adult Arrests	5		Statutory Rape	0	0	0	0
Juvenile Arrests	0		Commercial Sex Acts	0	0	0	0
Unknown Age	0		Involuntary Servitude	0	0	0	0
Arrests per 100,000 population	1,136.4		Kidnapping/Abduction	0	0	0	0
			Crimes Against Property				
Average <u>number</u> offenses/incident	1.20		Arson	0	0	0	0
			Bribery	0	0	0	0
Domestic Incident Victims				Burglary/Breaking & Entering	4	0	0
Offense	Reported	Cleared		Counterfeiting/Forgery	2	0	0
Murder and Nonnegligent Manslaughter	0	0		Destruction/Damage/Vandalism of Property	5	1	2
Aggravated Assault	0	0		Embezzlement	0	0	0
Simple Assault	1	1		Extortion/Blackmail	0	0	0
Intimidation	0	0		False Pretenses/Swindle/Confidence Game	1	0	0
Stalking	0	0		Credit Card/Automated Teller Machine Fraud	0	0	0
All Rape	0	0		Impersonation	0	0	0
Criminal Sexual Contact	0	0		Welfare Fraud	0	0	0
Incest	0	0		Wire Fraud	0	0	0
Statutory Rape	0	0		Identity Theft	1	0	0
Kidnapping/Abduction	0	0		Hacking/Computer Invasion	0	0	0
Total	1	1		Robbery	0	0	0
				Pocket-picking	0	0	0
Group B Arrests				Purse-snatching	0	0	0
Offense	Adult	Juvenile		Shoplifting	1	0	0
Curfew/Loitering/Vagrancy Violations	0	0		Theft From Building	1	0	0
Disorderly Conduct	0	0		Theft From Coin Operated Machine or Device	0	0	0
Driving Under the Influence	0	0		Theft From Motor Vehicle	0	0	0
Family Offenses (Nonviolent)	0	0		Theft of Motor Vehicle Parts/Accessories	1	0	0
Liquor Law Violations	0	0		All Other Larceny	6	0	0
Trespass of Real Property	0	0		Motor Vehicle Theft	0	0	0
All Other Offenses	1	0		Stolen Property Offenses	0	0	0
Total Group B	1	0		Crimes Against Society			
				Drug/Narcotic Violations	2	2	1
				Drug Equipment Violations	1	1	0
				Betting/Wagering	0	0	0
				Operating/Promoting/Assisting Gambling	0	0	0
				Gambling Equipment Violations	0	0	0
				Sports Tampering	0	0	0
				Pornography/Obscene Material	0	0	0
				Prostitution	0	0	0
				Assisting or Promoting Prostitution	0	0	0
				Purchasing Prostitution	0	0	0
				Weapon Law Violations	0	0	0
				Animal Cruelty	1	0	0
			Total Group A Offenses	30	5	4	0
			(*) Offenses are counted using the FBI Units of Count for Crime				
			(**) The 'Arrests' column shows arrests made during the selected period, regardless of incident date. Arrest counts may be higher than incident counts.				
			(***) Negligent Manslaughter now includes the killing of another person associated with driving under the influence, distracted driving (using a cell or smartphone), and reckless driving fatalities.				

(\*) Offenses are counted using the FBI Units of Count for Crime  
 (\*\*) The 'Arrests' column shows arrests made during the selected period, regardless of incident date. Arrest counts may be higher than incident counts.  
 (\*\*\*) Negligent Manslaughter now includes the killing of another person associated with driving under the influence, distracted driving (using a cell or smartphone), and reckless driving fatalities.

# Fargo Police Department – 2024

2024 Population Estimate			135,682	Offenses (*)		Arrests (**)			
Offense Overview			Group A Offenses		Reported	Cleared	Adult	Juvenile	
			Crimes Against Persons (***)						
Offense Total	13,061		Murder and Nonnegligent Manslaughter		6	6	6	0	
Number Cleared	3,921		Negligent Manslaughter		0	0	0	0	
Percent Cleared	30.02%		Aggravated Assault		428	214	168	9	
Group A Crimes per 100,000 population	9,626.2		Simple Assault		2,298	629	393	29	
			Intimidation		586	218	117	15	
			Stalking		76	26	17	0	
			All Rape		141	31	4	0	
Arrest Overview	3,926		Criminal Sexual Contact		81	16	23	3	
			Incest		2	0	1	0	
			Statutory Rape		8	2	0	0	
			Commercial Sex Acts		0	0	11	0	
	123		Involuntary Servitude		2	0	0	0	
Unknown Age	0		Kidnapping/Abduction		38	21	4	0	
Arrests per 100,000 population	2,893.5		Crimes Against Property						
Average number offenses/incident	1.22		Arson		15	4	3	3	
			Bribery		0	0	0	0	
			Burglary/Breaking & Entering		1,013	125	101	8	
			Counterfeiting/Forgery		141	26	21	0	
Domestic Incident Victims				Destruction/Damage/Vandalism of Property		1,091	150	78	2
Offense	Reported	Cleared	Embezzlement		14	5	14	0	
Murder and Nonnegligent Manslaughter	1	1	Extortion/Blackmail		9	0	0	0	
Aggravated Assault	124	72	False Pretenses/Swindle/Confidence Game		253	141	94	0	
Simple Assault	940	315	Credit Card/Automated Teller Machine Fraud		40	5	2	0	
Intimidation	36	13	Impersonation		17	4	5	0	
Stalking	2	1	Welfare Fraud		0	0	0	0	
All Rape	5	0	Wire Fraud		16	0	0	0	
Criminal Sexual Contact	6	1	Identity Theft		277	42	30	0	
Incest	0	0	Hacking/Computer Invasion		0	0	0	0	
Statutory Rape	1	0	Robbery		106	43	42	3	
Kidnapping/Abduction	14	6	Pocket-picking		6	1	0	0	
Total	1,129	409	Purse-snatching		11	0	1	0	
Group B Arrests				Shoplifting		1,037	289	342	1
Offense	Adult	Juvenile	Theft From Building		95	22	12	0	
Curfew/Loitering/Vagrancy Violations	0	0	Theft From Coin Operated Machine or Device		2	0	0	0	
Disorderly Conduct	34	1	Theft From Motor Vehicle		867	71	49	8	
Driving Under the Influence	184	3	Theft of Motor Vehicle Parts/Accessories		36	1	1	0	
Family Offenses (Nonviolent)	24	1	All Other Larceny		1,583	146	139	0	
Liquor Law Violations	80	0	Motor Vehicle Theft		500	82	57	9	
Trespass of Real Property	280	1	Stolen Property Offenses		214	125	73	1	
All Other Offenses	401	15	Crimes Against Society						
Total Group B	1,003	21	Drug/Narcotic Violations		802	615	389	4	
(*) Offenses are counted using the FBI Units of Count for Crime (**) The 'Arrests' column shows arrests made during the selected period, regardless of incident date. Arrest counts may be higher than incident counts. (***) Negligent Manslaughter now includes the killing of another person associated with driving under the influence, distracted driving (using a cell or smartphone), and reckless driving fatalities.			Drug Equipment Violations		1,051	772	552	3	
			Betting/Wagering		0	0	0	0	
			Operating/Promoting/Assisting Gambling		0	0	0	0	
			Gambling Equipment Violations		0	0	0	0	
			Sports Tampering		0	0	0	0	
			Pornography/Obscene Material		70	7	12	0	
			Prostitution		2	1	0	0	
			Assisting or Promoting Prostitution		2	1	0	0	
			Purchasing Prostitution		2	0	0	0	
			Weapon Law Violations		94	63	27	4	
			Animal Cruelty		29	17	12	0	
			Total Group A Offenses		13,061	3,921	2,800	102	

(\*) Offenses are counted using the FBI Units of Count for Crime  
 (\*\*) The 'Arrests' column shows arrests made during the selected period, regardless of incident date. Arrest counts may be higher than incident counts.  
 (\*\*\*) Negligent Manslaughter now includes the killing of another person associated with driving under the influence, distracted driving (using a cell or smartphone), and reckless driving fatalities.

# Garrison Police Department – 2024

2024 Population Estimate		1,463	Offenses (*)		Arrests (**)		
			Group A Offenses	Reported	Cleared	Adult	Juvenile
Offense Overview			Crimes Against Persons (***)				
Offense Total	14		Murder and Nonnegligent Manslaughter	0	0	0	0
Number Cleared	4		Negligent Manslaughter	0	0	0	0
Percent Cleared	28.57%		Aggravated Assault	0	0	0	0
Group A Crimes per 100,000 population	956.9		Simple Assault	2	0	0	0
			Intimidation	0	0	0	0
			Stalking	1	0	0	0
			All Rape	0	0	1	0
Arrest Overview			Criminal Sexual Contact	0	0	0	0
Total Arrests	11		Incest	0	0	0	0
Adult Arrests	7		Statutory Rape	0	0	0	0
Juvenile Arrests	4		Commercial Sex Acts	0	0	0	0
Unknown Age	0		Involuntary Servitude	0	0	0	0
Arrests per 100,000 population	751.9		Kidnapping/Abduction	1	1	0	0
			Crimes Against Property				
Average <u>number</u> offenses/incident	1.08		Arson	0	0	0	0
			Bribery	0	0	0	0
Domestic Incident Victims			Burglary/Breaking & Entering	0	0	0	0
Offense	Reported	Cleared	Counterfeiting/Forgery	1	0	0	0
Murder and Nonnegligent Manslaughter	0	0	Destruction/Damage/Vandalism of Property	2	0	0	0
Aggravated Assault	0	0	Embezzlement	0	0	0	0
Simple Assault	0	0	Extortion/Blackmail	0	0	0	0
Intimidation	0	0	False Pretenses/Swindle/Confidence Game	2	1	1	0
Stalking	0	0	Credit Card/Automated Teller Machine Fraud	0	0	0	0
All Rape	0	0	Impersonation	0	0	0	0
Criminal Sexual Contact	0	0	Welfare Fraud	0	0	0	0
Incest	0	0	Wire Fraud	0	0	0	0
Statutory Rape	0	0	Identity Theft	0	0	0	0
Kidnapping/Abduction	1	1	Hacking/Computer Invasion	0	0	0	0
Total	1	1	Robbery	0	0	0	0
			Pocket-picking	0	0	0	0
			Purse-snatching	0	0	0	0
Group B Arrests			Shoplifting	0	0	0	0
Offense	Adult	Juvenile	Theft From Building	0	0	0	0
Curfew/Loitering/Vagrancy Violations	0	0	Theft From Coin Operated Machine or Device	0	0	0	0
Disorderly Conduct	1	3	Theft From Motor Vehicle	0	0	0	0
Driving Under the Influence	2	1	Theft of Motor Vehicle Parts/Accessories	0	0	0	0
Family Offenses (Nonviolent)	0	0	All Other Larceny	3	0	0	0
Liquor Law Violations	0	0	Motor Vehicle Theft	0	0	0	0
Trespass of Real Property	0	0	Stolen Property Offenses	0	0	0	0
All Other Offenses	1	0	Crimes Against Society				
Total Group B	4	4	Drug/Narcotic Violations	1	1	1	0
			Drug Equipment Violations	1	1	0	0
(*) Offenses are counted using the FBI Units of Count for Crime (**) The 'Arrests' column shows arrests made during the selected period, regardless of incident date. Arrest counts may be higher than incident counts. (***) Negligent Manslaughter now includes the killing of another person associated with driving under the influence, distracted driving (using a cell or smartphone), and reckless driving fatalities.			Betting/Wagering	0	0	0	0
			Operating/Promoting/Assisting Gambling	0	0	0	0
			Gambling Equipment Violations	0	0	0	0
			Sports Tampering	0	0	0	0
			Pornography/Obscene Material	0	0	0	0
			Prostitution	0	0	0	0
			Assisting or Promoting Prostitution	0	0	0	0
			Purchasing Prostitution	0	0	0	0
			Weapon Law Violations	0	0	0	0
			Animal Cruelty	0	0	0	0
			Total Group A Offenses	14	4	3	0

(\*) Offenses are counted using the FBI Units of Count for Crime  
 (\*\*) The 'Arrests' column shows arrests made during the selected period, regardless of incident date. Arrest counts may be higher than incident counts.  
 (\*\*\*) Negligent Manslaughter now includes the killing of another person associated with driving under the influence, distracted driving (using a cell or smartphone), and reckless driving fatalities.

# Grafton Police Department – 2024

2024 Population Estimate			4,027	Offenses (*)		Arrests (**)	
Offense Overview				Reported	Cleared	Adult	Juvenile
			Group A Offenses				
			Crimes Against Persons (***)				
Offense Total		124	Murder and Nonnegligent Manslaughter	0	0	0	0
Number Cleared		45	Negligent Manslaughter	0	0	0	0
Percent Cleared		36.29%	Aggravated Assault	2	1	0	1
Group A Crimes per 100,000 population		3,079.2	Simple Assault	35	16	11	4
			Intimidation	12	4	4	0
			Stalking	2	1	1	0
			All Rape	0	0	1	0
			Criminal Sexual Contact	3	0	0	0
			Incest	0	0	0	0
			Statutory Rape	0	0	0	0
			Commercial Sex Acts	0	0	0	0
			Involuntary Servitude	0	0	0	0
Arrests per 100,000 population		1,713.4	Kidnapping/Abduction	1	1	0	0
			Crimes Against Property				
Average <u>number</u> offenses/incident		1.12	Arson	2	1	0	0
			Bribery	0	0	0	0
			Burglary/Breaking & Entering	1	0	0	0
			Counterfeiting/Forgery	0	0	0	0
			Destruction/Damage/Vandalism of Property	12	0	0	0
			Embezzlement	0	0	0	0
			Extortion/Blackmail	0	0	0	0
			False Pretenses/Swindle/Confidence Game	2	0	0	0
			Credit Card/Automated Teller Machine Fraud	0	0	0	0
			Impersonation	0	0	0	0
			Welfare Fraud	1	0	0	0
			Wire Fraud	0	0	0	0
			Identity Theft	1	0	0	0
			Hacking/Computer Invasion	0	0	0	0
			Robbery	0	0	0	0
			Pocket-picking	0	0	0	0
			Purse-snatching	0	0	0	0
			Shoplifting	3	2	1	1
			Theft From Building	0	0	0	0
			Theft From Coin Operated Machine or Device	0	0	0	0
			Theft From Motor Vehicle	2	0	0	0
			Theft of Motor Vehicle Parts/Accessories	0	0	0	0
			All Other Larceny	14	3	4	1
			Motor Vehicle Theft	4	1	0	2
			Stolen Property Offenses	0	0	0	0
			Crimes Against Society				
			Drug/Narcotic Violations	12	7	4	2
			Drug Equipment Violations	12	7	2	0
			Betting/Wagering	0	0	0	0
			Operating/Promoting/Assisting Gambling	0	0	0	0
			Gambling Equipment Violations	0	0	0	0
			Sports Tampering	0	0	0	0
			Pornography/Obscene Material	0	0	0	0
			Prostitution	0	0	0	0
			Assisting or Promoting Prostitution	0	0	0	0
			Purchasing Prostitution	0	0	0	0
			Weapon Law Violations	3	1	0	0
			Animal Cruelty	0	0	0	0
			Total Group A Offenses	124	45	28	11
(*) Offenses are counted using the FBI Units of Count for Crime							
(**) The 'Arrests' column shows arrests made during the selected period, regardless of incident date. Arrest counts may be higher than incident counts.							
(***) Negligent Manslaughter now includes the killing of another person associated with driving under the influence, distracted driving (using a cell or smartphone), and reckless driving fatalities.							

# Grand Forks Police Department – 2024

2024 Population Estimate			58,848	Offenses (*)		Arrests (**)		
Offense Overview			Group A Offenses		Reported	Cleared	Adult	Juvenile
			Crimes Against Persons (***)					
Offense Total	4,395		Murder and Nonnegligent Manslaughter		3	3	2	1
Number Cleared	1,580		Negligent Manslaughter		0	0	0	0
Percent Cleared	35.95%		Aggravated Assault		150	71	60	7
Group A Crimes per 100,000 population	7,468.4		Simple Assault		626	244	147	49
			Intimidation		228	109	49	3
			Stalking		147	11	11	0
			All Rape		43	2	0	1
Arrest Overview	2,204		Criminal Sexual Contact		54	5	1	0
			Incest		1	0	0	0
Adult Arrests	1,905		Statutory Rape		6	3	0	0
Juvenile Arrests	299		Commercial Sex Acts		0	0	6	0
Unknown Age	0		Involuntary Servitude		0	0	0	0
Arrests per 100,000 population	3,745.2		Kidnapping/Abduction		27	23	3	0
Average number offenses/incident	1.22		Crimes Against Property					
			Arson		1	1	0	0
Domestic Incident Victims			Bribery		1	1	0	0
			Burglary/Breaking & Entering		154	26	22	1
Offense	Reported	Cleared	Counterfeiting/Forgery		54	17	19	0
Murder and Nonnegligent Manslaughter	0	0	Destruction/Damage/Vandalism of Property		455	77	42	11
Aggravated Assault	66	39	Embezzlement		16	4	5	0
Simple Assault	291	115	Extortion/Blackmail		25	0	0	0
Intimidation	38	15	False Pretenses/Swindle/Confidence Game		182	83	59	6
Stalking	40	2	Credit Card/Automated Teller Machine Fraud		60	4	1	0
All Rape	11	0	Impersonation		0	0	0	0
Criminal Sexual Contact	15	3	Welfare Fraud		1	0	0	0
Incest	1	0	Wire Fraud		16	0	0	0
Statutory Rape	3	1	Identity Theft		103	8	6	0
Kidnapping/Abduction	22	20	Hacking/Computer Invasion		6	0	0	0
Total	487	195	Robbery		16	9	9	0
			Pocket-picking		0	0	0	0
Group B Arrests			Purse-snatching		0	0	0	0
			Shoplifting		396	148	157	17
Offense	Adult	Juvenile	Theft From Building		143	12	12	0
Curfew/Loitering/Vagrancy Violations	0	0	Theft From Coin Operated Machine or Device		5	0	0	0
Disorderly Conduct	133	30	Theft From Motor Vehicle		140	17	11	2
Driving Under the Influence	375	1	Theft of Motor Vehicle Parts/Accessories		23	0	0	0
Family Offenses (Nonviolent)	17	34	All Other Larceny		418	44	42	4
Liquor Law Violations	30	5	Motor Vehicle Theft		91	26	24	3
Trespass of Real Property	132	13	Stolen Property Offenses		35	23	16	0
All Other Offenses	164	69	Crimes Against Society					
Total Group B	851	152	Drug/Narcotic Violations		367	303	237	15
			Drug Equipment Violations		345	287	102	27
(*) Offenses are counted using the FBI Units of Count for Crime (**) The 'Arrests' column shows arrests made during the selected period, regardless of incident date. Arrest counts may be higher than incident counts. (***) Negligent Manslaughter now includes the killing of another person associated with driving under the influence, distracted driving (using a cell or smartphone), and reckless driving fatalities.			Betting/Wagering		0	0	0	0
			Operating/Promoting/Assisting Gambling		0	0	0	0
			Gambling Equipment Violations		0	0	0	0
			Sports Tampering		0	0	0	0
			Pornography/Obscene Material		19	3	2	0
			Prostitution		0	0	0	0
			Assisting or Promoting Prostitution		0	0	0	0
			Purchasing Prostitution		2	0	0	0
			Weapon Law Violations		26	13	7	0
			Animal Cruelty		10	3	2	0
			Total Group A Offenses		4,395	1,580	1,054	147

(\*) Offenses are counted using the FBI Units of Count for Crime  
 (\*\*) The 'Arrests' column shows arrests made during the selected period, regardless of incident date. Arrest counts may be higher than incident counts.  
 (\*\*\*) Negligent Manslaughter now includes the killing of another person associated with driving under the influence, distracted driving (using a cell or smartphone), and reckless driving fatalities.

# Harvey Police Department – 2024

2024 Population Estimate		1,587	Offenses (*)		Arrests (**)			
			Group A Offenses	Reported	Cleared	Adult	Juvenile	
Offense Overview			Crimes Against Persons (***)					
Offense Total	20		Murder and Nonnegligent Manslaughter	0	0	0	0	
Number Cleared	3		Negligent Manslaughter	0	0	0	0	
Percent Cleared	15.00%		Aggravated Assault	1	0	0	0	
Group A Crimes per 100,000 population	1,260.2		Simple Assault	0	0	0	0	
			Intimidation	2	0	0	0	
			Stalking	0	0	0	0	
			All Rape	1	1	0	0	
			Criminal Sexual Contact	1	0	1	0	
			Incest	0	0	0	0	
			Statutory Rape	0	0	0	0	
			Commercial Sex Acts	0	0	0	0	
			Involuntary Servitude	0	0	0	0	
Arrests per 100,000 population	504.1		Kidnapping/Abduction	0	0	0	0	
			Crimes Against Property					
Average number offenses/incident	1.25		Arson	0	0	0	0	
			Bribery	0	0	0	0	
Domestic Incident Victims			Burglary/Breaking & Entering	2	0	0	0	
Offense	Reported	Cleared	Counterfeiting/Forgery	0	0	0	0	
Murder and Nonnegligent Manslaughter	0	0	Destruction/Damage/Vandalism of Property	2	0	0	0	
Aggravated Assault	1	0	Embezzlement	0	0	0	0	
Simple Assault	0	0	Extortion/Blackmail	0	0	0	0	
Intimidation	0	0	False Pretenses/Swindle/Confidence Game	0	0	0	0	
Stalking	0	0	Credit Card/Automated Teller Machine Fraud	1	0	0	0	
All Rape	0	0	Impersonation	0	0	0	0	
Criminal Sexual Contact	0	0	Welfare Fraud	0	0	0	0	
Incest	0	0	Wire Fraud	0	0	0	0	
Statutory Rape	0	0	Identity Theft	1	0	0	0	
Kidnapping/Abduction	0	0	Hacking/Computer Invasion	0	0	0	0	
Total	1	0	Robbery	0	0	0	0	
			Pocket-picking	0	0	0	0	
			Purse-snatching	0	0	0	0	
Group B Arrests			Shoplifting	0	0	0	0	
Offense	Adult	Juvenile	Theft From Building	1	0	0	0	
Curfew/Loitering/Vagrancy Violations	0	0	Theft From Coin Operated Machine or Device	1	0	0	0	
Disorderly Conduct	0	0	Theft From Motor Vehicle	1	0	0	0	
Driving Under the Influence	3	0	Theft of Motor Vehicle Parts/Accessories	0	0	0	0	
Family Offenses (Nonviolent)	0	0	All Other Larceny	2	0	0	0	
Liquor Law Violations	0	0	Motor Vehicle Theft	1	0	0	0	
Trespass of Real Property	0	0	Stolen Property Offenses	0	0	0	0	
All Other Offenses	2	0	Crimes Against Society					
Total Group B	5	0	Drug/Narcotic Violations	1	0	0	0	
			Drug Equipment Violations	0	0	0	0	
(*) Offenses are counted using the FBI Units of Count for Crime (**) The 'Arrests' column shows arrests made during the selected period, regardless of incident date. Arrest counts may be higher than incident counts. (***) Negligent Manslaughter now includes the killing of another person associated with driving under the influence, distracted driving (using a cell or smartphone), and reckless driving fatalities.			Betting/Wagering	0	0	0	0	
			Operating/Promoting/Assisting Gambling	0	0	0	0	
			Gambling Equipment Violations	0	0	0	0	
			Sports Tampering	0	0	0	0	
			Pornography/Obscene Material	0	0	0	0	
			Prostitution	0	0	0	0	
			Assisting or Promoting Prostitution	0	0	0	0	
			Purchasing Prostitution	0	0	0	0	
			Weapon Law Violations	2	2	2	0	
			Animal Cruelty	0	0	0	0	
			Total Group A Offenses		20	3	3	



# Hazen Police Department – 2024

2024 Population Estimate	2,275		Offenses (*)		Arrests (**)	
Offense Overview			Group A Offenses	Reported	Cleared	
			Crimes Against Persons (***)			Adult Juvenile
Offense Total	20		Murder and Nonnegligent Manslaughter	0	0	0 0
Number Cleared	7		Negligent Manslaughter	0	0	0 0
Percent Cleared	35.00%		Aggravated Assault	2	2	3 0
Group A Crimes per 100,000 population	879.1		Simple Assault	3	0	0 0
			Intimidation	1	1	0 0
			Stalking	0	0	0 0
			All Rape	0	0	0 0
			Criminal Sexual Contact	1	0	0 0
			Incest	0	0	0 0
			Statutory Rape	0	0	0 0
			Commercial Sex Acts	0	0	0 0
			Involuntary Servitude	0	0	0 0
			Kidnapping/Abduction	0	0	0 0
			Crimes Against Property			
			Arson	0	0	0 0
			Bribery	0	0	0 0
			Burglary/Breaking & Entering	1	0	0 0
			Counterfeiting/Forgery	1	0	0 0
			Destruction/Damage/Vandalism of Property	4	1	0 0
			Embezzlement	0	0	0 0
			Extortion/Blackmail	0	0	0 0
			False Pretenses/Swindle/Confidence Game	0	0	0 0
			Credit Card/Automated Teller Machine Fraud	0	0	0 0
			Impersonation	0	0	0 0
			Welfare Fraud	0	0	0 0
			Wire Fraud	0	0	0 0
			Identity Theft	0	0	0 0
			Hacking/Computer Invasion	0	0	0 0
			Robbery	0	0	0 0
			Pocket-picking	0	0	0 0
			Purse-snatching	0	0	0 0
			Shoplifting	0	0	0 0
			Theft From Building	0	0	0 0
			Theft From Coin Operated Machine or Device	0	0	0 0
			Theft From Motor Vehicle	0	0	0 0
			Theft of Motor Vehicle Parts/Accessories	0	0	0 0
			All Other Larceny	0	0	0 0
			Motor Vehicle Theft	1	0	0 0
			Stolen Property Offenses	2	0	0 0
			Crimes Against Society			
			Drug/Narcotic Violations	1	1	1 0
			Drug Equipment Violations	3	2	1 0
			Betting/Wagering	0	0	0 0
			Operating/Promoting/Assisting Gambling	0	0	0 0
			Gambling Equipment Violations	0	0	0 0
			Sports Tampering	0	0	0 0
			Pornography/Obscene Material	0	0	0 0
			Prostitution	0	0	0 0
			Assisting or Promoting Prostitution	0	0	0 0
			Purchasing Prostitution	0	0	0 0
			Weapon Law Violations	0	0	0 0
			Animal Cruelty	0	0	0 0
			Total Group A Offenses	20	7	5 0
Arrest Overview						
Total Arrests	12					
Adult Arrests	12					
Juvenile Arrests	0					
Unknown Age	0					
Arrests per 100,000 population	527.5					
Average number offenses/incident	1.33					
Domestic Incident Victims						
Offense	Reported	Cleared				
Murder and Nonnegligent Manslaughter	0	0				
Aggravated Assault	1	1				
Simple Assault	0	0				
Intimidation	1	1				
Stalking	0	0				
All Rape	0	0				
Criminal Sexual Contact	1	0				
Incest	0	0				
Statutory Rape	0	0				
Kidnapping/Abduction	0	0				
Total	3	2				
Group B Arrests						
Offense	Adult	Juvenile				
Curfew/Loitering/Vagrancy Violations	0	0				
Disorderly Conduct	2	0				
Driving Under the Influence	3	0				
Family Offenses (Nonviolent)	0	0				
Liquor Law Violations	0	0				
Trespass of Real Property	0	0				
All Other Offenses	2	0				
Total Group B	7	0				

(\*) Offenses are counted using the FBI Units of Count for Crime  
 (\*\*) The 'Arrests' column shows arrests made during the selected period, regardless of incident date. Arrest counts may be higher than incident counts.  
 (\*\*\*) Negligent Manslaughter now includes the killing of another person associated with driving under the influence, distracted driving (using a cell or smartphone), and reckless driving fatalities.

# Jamestown Police Department – 2024

2024 Population Estimate			15,651	Offenses (*)		Arrests (**)		
Offense Overview				Group A Offenses	Reported	Cleared	Adult	Juvenile
				Crimes Against Persons (***)				
Offense Total		683		Murder and Nonnegligent Manslaughter	0	0	0	0
Number Cleared		270		Negligent Manslaughter	0	0	0	0
Percent Cleared		39.53%		Aggravated Assault	12	7	3	3
Group A Crimes per 100,000 population		4,363.9		Simple Assault	135	86	41	28
				Intimidation	33	15	6	6
				Stalking	7	0	0	0
				All Rape	3	0	0	0
				Criminal Sexual Contact	9	1	2	0
				Incest	0	0	0	0
				Statutory Rape	1	1	0	0
				Commercial Sex Acts	0	0	0	2
				Involuntary Servitude	0	0	0	0
Arrests per 100,000 population		4,006.1		Kidnapping/Abduction	0	0	1	0
				Crimes Against Property				
Average number offenses/incident		1.09		Arson	1	0	0	1
				Bribery	0	0	0	0
Domestic Incident Victims					Burglary/Breaking & Entering	20	5	2
Offense	Reported	Cleared			Counterfeiting/Forgery	8	1	0
Murder and Nonnegligent Manslaughter	0	0			Destruction/Damage/Vandalism of Property	98	27	5
Aggravated Assault	6	5			Embezzlement	2	0	0
Simple Assault	70	51			Extortion/Blackmail	0	0	0
Intimidation	5	3			False Pretenses/Swindle/Confidence Game	9	0	0
Stalking	2	0			Credit Card/Automated Teller Machine Fraud	11	1	0
All Rape	0	0			Impersonation	21	2	2
Criminal Sexual Contact	4	0			Welfare Fraud	0	0	0
Incest	0	0			Wire Fraud	21	0	0
Statutory Rape	1	1			Identity Theft	0	0	0
Kidnapping/Abduction	0	0			Hacking/Computer Invasion	0	0	0
Total	88	60			Robbery	1	1	0
					Pocket-picking	0	0	0
					Purse-snatching	0	0	0
Group B Arrests					Shoplifting	28	3	3
Offense	Adult	Juvenile			Theft From Building	4	0	0
Curfew/Loitering/Vagrancy Violations	0	13			Theft From Coin Operated Machine or Device	0	0	0
Disorderly Conduct	19	27			Theft From Motor Vehicle	20	5	2
Driving Under the Influence	72	1			Theft of Motor Vehicle Parts/Accessories	4	0	0
Family Offenses (Nonviolent)	0	0			All Other Larceny	100	11	7
Liquor Law Violations	43	21			Motor Vehicle Theft	27	12	0
Trespass of Real Property	20	1			Stolen Property Offenses	0	0	1
All Other Offenses	158	40			Crimes Against Society			
Total Group B	312	103			Drug/Narcotic Violations	51	45	29
					Drug Equipment Violations	52	45	27
					Betting/Wagering	0	0	0
					Operating/Promoting/Assisting Gambling	0	0	0
					Gambling Equipment Violations	0	0	0
					Sports Tampering	0	0	0
					Pornography/Obscene Material	0	0	0
					Prostitution	0	0	0
					Assisting or Promoting Prostitution	0	0	0
					Purchasing Prostitution	0	0	0
					Weapon Law Violations	4	2	1
					Animal Cruelty	1	0	0
				Total Group A Offenses		683	270	132



# Kenmare Police Department – 2024

2024 Population Estimate		901		Offenses (*)		Arrests (**)	
Offense Overview		Group A Offenses		Reported	Cleared	Adult	Juvenile
Offense Total		Crimes Against Persons (***)					
Offense Total	18	Murder and Nonnegligent Manslaughter		0	0	0	0
Number Cleared	10	Negligent Manslaughter		0	0	0	0
Percent Cleared	55.56%	Aggravated Assault		0	0	0	0
Group A Crimes per 100,000 population	1,997.8	Simple Assault		4	3	3	0
		Intimidation		1	1	1	0
		Stalking		0	0	0	0
		All Rape		0	0	0	0
		Criminal Sexual Contact		2	0	0	0
		Incest		0	0	0	0
		Statutory Rape		0	0	0	0
		Commercial Sex Acts		0	0	1	0
		Involuntary Servitude		0	0	0	0
		Kidnapping/Abduction		0	0	0	0
		Crimes Against Property					
		Arson		0	0	0	0
		Bribery		0	0	0	0
		Burglary/Breaking & Entering		1	0	0	0
		Counterfeiting/Forgery		0	0	0	0
		Destruction/Damage/Vandalism of Property		1	1	1	0
		Embezzlement		0	0	0	0
		Extortion/Blackmail		0	0	0	0
		False Pretenses/Swindle/Confidence Game		0	0	0	0
		Credit Card/Automated Teller Machine Fraud		0	0	0	0
		Impersonation		0	0	0	0
		Welfare Fraud		0	0	0	0
		Wire Fraud		0	0	0	0
		Identity Theft		1	0	0	0
		Hacking/Computer Invasion		0	0	0	0
		Robbery		0	0	0	0
		Pocket-picking		0	0	0	0
		Purse-snatching		0	0	0	0
		Shoplifting		0	0	0	0
		Theft From Building		0	0	0	0
		Theft From Coin Operated Machine or Device		0	0	0	0
		Theft From Motor Vehicle		1	0	0	0
		Theft of Motor Vehicle Parts/Accessories		1	0	0	0
		All Other Larceny		1	0	0	0
		Motor Vehicle Theft		0	0	0	0
		Stolen Property Offenses		0	0	0	0
		Crimes Against Society					
		Drug/Narcotic Violations		2	2	2	0
		Drug Equipment Violations		3	3	1	0
		Betting/Wagering		0	0	0	0
		Operating/Promoting/Assisting Gambling		0	0	0	0
		Gambling Equipment Violations		0	0	0	0
		Sports Tampering		0	0	0	0
		Pornography/Obscene Material		0	0	0	0
		Prostitution		0	0	0	0
		Assisting or Promoting Prostitution		0	0	0	0
		Purchasing Prostitution		0	0	0	0
		Weapon Law Violations		0	0	0	0
		Animal Cruelty		0	0	0	0
		Total Group A Offenses		18	10	9	0
		Arrest Overview					
Total Arrests	13						
Adult Arrests	13						
Juvenile Arrests	0						
Unknown Age	0						
Arrests per 100,000 population	1,442.8						
Average <u>number</u> offenses/incident	1.20						
Domestic Incident Victims							
Offense	Reported	Cleared					
Murder and Nonnegligent Manslaughter	0	0					
Aggravated Assault	0	0					
Simple Assault	2	2					
Intimidation	1	1					
Stalking	0	0					
All Rape	0	0					
Criminal Sexual Contact	0	0					
Incest	0	0					
Statutory Rape	0	0					
Kidnapping/Abduction	0	0					
Total	3	3					
Group B Arrests							
Offense	Adult	Juvenile					
Curfew/Loitering/Vagrancy Violations	0	0					
Disorderly Conduct	0	0					
Driving Under the Influence	4	0					
Family Offenses (Nonviolent)	0	0					
Liquor Law Violations	0	0					
Trespass of Real Property	0	0					
All Other Offenses	0	0					
Total Group B	4	0					

(\*) Offenses are counted using the FBI Units of Count for Crime  
 (\*\*) The 'Arrests' column shows arrests made during the selected period, regardless of incident date. Arrest counts may be higher than incident counts.  
 (\*\*\*) Negligent Manslaughter now includes the killing of another person associated with driving under the influence, distracted driving (using a cell or smartphone), and reckless driving fatalities.

# Killdeer Police Department – 2024

2024 Population Estimate			898	Offenses (*)		Arrests (**)			
				Reported	Cleared	Adult	Juvenile		
Offense Overview				Crimes Against Persons (***)					
Offense Total		56	Murder and Nonnegligent Manslaughter		0	0	0	0	
Number Cleared		3	Negligent Manslaughter		0	0	0	0	
Percent Cleared		5.36%	Aggravated Assault		1	0	0	0	
Group A Crimes per 100,000 population		6,236.1	Simple Assault		11	2	1	1	
			Intimidation		1	0	0	0	
			Stalking		3	0	0	0	
			All Rape		2	0	0	0	
Arrest Overview				1 <th>0<th>0<th>0</th></th></th>	0 <th>0<th>0</th></th>	0 <th>0</th>	0		
Total Arrests		13	Criminal Sexual Contact		1	0	0	0	
Adult Arrests		12	Incest		0	0	0	0	
Juvenile Arrests		1	Statutory Rape		0	0	0	0	
Unknown Age		0	Commercial Sex Acts		0	0	0	0	
Arrests per 100,000 population		1,447.7	Involuntary Servitude		0	0	0	0	
			Kidnapping/Abduction		1	0	0	0	
Average <u>number</u> offenses/incident			1.17	Crimes Against Property					
				Arson	0	0	0	0	
				Bribery	0	0	0	0	
Domestic Incident Victims					Burglary/Breaking & Entering	3	0	0	0
Offense	Reported	Cleared	Counterfeiting/Forgery		3	0	0	0	
Murder and Nonnegligent Manslaughter	0	0	Destruction/Damage/Vandalism of Property		10	0	0	0	
Aggravated Assault	0	0	Embezzlement		1	0	0	0	
Simple Assault	5	1	Extortion/Blackmail		1	0	0	0	
Intimidation	1	0	False Pretenses/Swindle/Confidence Game		0	0	0	0	
Stalking	0	0	Credit Card/Automated Teller Machine Fraud		0	0	0	0	
All Rape	1	0	Impersonation		0	0	0	0	
Criminal Sexual Contact	0	0	Welfare Fraud		0	0	0	0	
Incest	0	0	Wire Fraud		0	0	0	0	
Statutory Rape	0	0	Identity Theft		2	0	0	0	
Kidnapping/Abduction	1	0	Hacking/Computer Invasion		1	0	0	0	
Total	8	1	Robbery		0	0	0	0	
Group B Arrests					Pocket-picking	0	0	0	0
Offense	Adult	Juvenile	Purse-snatching		0	0	0	0	
Curfew/Loitering/Vagrancy Violations	0	0	Shoplifting		2	1	1	0	
Disorderly Conduct	0	0	Theft From Building		1	0	0	0	
Driving Under the Influence	3	0	Theft From Coin Operated Machine or Device		0	0	0	0	
Family Offenses (Nonviolent)	0	0	Theft From Motor Vehicle		3	0	0	0	
Liquor Law Violations	0	0	Theft of Motor Vehicle Parts/Accessories		0	0	0	0	
Trespass of Real Property	2	0	All Other Larceny		6	0	0	0	
All Other Offenses	5	0	Motor Vehicle Theft		1	0	0	0	
Total Group B	10	0	Stolen Property Offenses		0	0	0	0	
			Crimes Against Society						
			Drug/Narcotic Violations		1	0	0	0	
			Drug Equipment Violations		1	0	0	0	
			Betting/Wagering		0	0	0	0	
			Operating/Promoting/Assisting Gambling		0	0	0	0	
			Gambling Equipment Violations		0	0	0	0	
			Sports Tampering		0	0	0	0	
			Pornography/Obscene Material		0	0	0	0	
			Prostitution		0	0	0	0	
			Assisting or Promoting Prostitution		0	0	0	0	
			Purchasing Prostitution		0	0	0	0	
			Weapon Law Violations		0	0	0	0	
			Animal Cruelty		0	0	0	0	
			Total Group A Offenses		56	3	2	1	

(\*) Offenses are counted using the FBI Units of Count for Crime  
 (\*\*) The 'Arrests' column shows arrests made during the selected period, regardless of incident date. Arrest counts may be higher than incident counts.  
 (\*\*\*) Negligent Manslaughter now includes the killing of another person associated with driving under the influence, distracted driving (using a cell or smartphone), and reckless driving fatalities.

# LaMoure Police Department – 2024

2024 Population Estimate			759	Offenses (*)		Arrests (**)			
				Group A Offenses	Reported	Cleared	Adult	Juvenile	
Offense Overview				Crimes Against Persons (***)					
Offense Total			7	Murder and Nonnegligent Manslaughter		0	0	0	0
Number Cleared			3	Negligent Manslaughter		0	0	0	0
Percent Cleared			42.86%	Aggravated Assault		0	0	0	0
Group A Crimes per 100,000 population			922.3	Simple Assault		1	0	0	0
				Intimidation		1	1	1	0
				Stalking		0	0	0	0
Arrest Overview				All Rape		0	0	0	0
Total Arrests			5	Criminal Sexual Contact		0	0	0	0
Adult Arrests			5	Incest		0	0	0	0
Juvenile Arrests			0	Statutory Rape		0	0	0	0
Unknown Age			0	Commercial Sex Acts		0	0	0	0
Arrests per 100,000 population			658.8	Involuntary Servitude		0	0	0	0
				Kidnapping/Abduction		0	0	0	0
				Crimes Against Property					
Average number offenses/incident			1.40	Arson		0	0	0	0
				Bribery		0	0	0	0
Domestic Incident Victims				Burglary/Breaking & Entering		0	0	0	0
Offense	Reported	Cleared		Counterfeiting/Forgery		1	0	0	0
Murder and Nonnegligent Manslaughter	0	0		Destruction/Damage/Vandalism of Property		0	0	0	0
Aggravated Assault	0	0		Embezzlement		0	0	0	0
Simple Assault	0	0		Extortion/Blackmail		0	0	0	0
Intimidation	0	0		False Pretenses/Swindle/Confidence Game		0	0	0	0
Stalking	0	0		Credit Card/Automated Teller Machine Fraud		0	0	0	0
All Rape	0	0		Impersonation		0	0	0	0
Criminal Sexual Contact	0	0		Welfare Fraud		0	0	0	0
Incest	0	0		Wire Fraud		0	0	0	0
Statutory Rape	0	0		Identity Theft		0	0	0	0
Kidnapping/Abduction	0	0		Hacking/Computer Invasion		0	0	0	0
Total	0	0		Robbery		0	0	0	0
				Pocket-picking		0	0	0	0
Group B Arrests				Purse-snatching		0	0	0	0
Offense	Adult	Juvenile		Shoplifting		0	0	0	0
Curfew/Loitering/Vagrancy Violations	0	0		Theft From Building		0	0	0	0
Disorderly Conduct	0	0		Theft From Coin Operated Machine or Device		0	0	0	0
Driving Under the Influence	1	0		Theft From Motor Vehicle		0	0	0	0
Family Offenses (Nonviolent)	0	0		Theft of Motor Vehicle Parts/Accessories		0	0	0	0
Liquor Law Violations	0	0		All Other Larceny		3	1	1	0
Trespass of Real Property	0	0		Motor Vehicle Theft		0	0	0	0
All Other Offenses	2	0		Stolen Property Offenses		0	0	0	0
Total Group B	3	0		Crimes Against Society					
				Drug/Narcotic Violations		0	0	0	0
				Drug Equipment Violations		0	0	0	0
(*) Offenses are counted using the FBI Units of Count for Crime				Betting/Wagering		0	0	0	0
(**) The 'Arrests' column shows arrests made during the selected period, regardless of incident date. Arrest counts may be higher than incident counts.				Operating/Promoting/Assisting Gambling		0	0	0	0
(***) Negligent Manslaughter now includes the killing of another person associated with driving under the influence, distracted driving (using a cell or smartphone), and reckless driving fatalities.				Gambling Equipment Violations		0	0	0	0
				Sports Tampering		0	0	0	0
				Pornography/Obscene Material		0	0	0	0
				Prostitution		0	0	0	0
				Assisting or Promoting Prostitution		0	0	0	0
				Purchasing Prostitution		0	0	0	0
				Weapon Law Violations		1	1	0	0
				Animal Cruelty		0	0	0	0
				Total Group A Offenses		7	3	2	0

(\*) Offenses are counted using the FBI Units of Count for Crime  
 (\*\*) The 'Arrests' column shows arrests made during the selected period, regardless of incident date. Arrest counts may be higher than incident counts.  
 (\*\*\*) Negligent Manslaughter now includes the killing of another person associated with driving under the influence, distracted driving (using a cell or smartphone), and reckless driving fatalities.

# Lincoln Police Department – 2024

2024 Population Estimate			4,479	Offenses (*)		Arrests (**)					
Offense Overview					Group A Offenses	Reported	Cleared	Adult	Juvenile		
					Crimes Against Persons (***)						
Offense Total	144				Murder and Nonnegligent Manslaughter	0	0	0	0		
Number Cleared	59				Negligent Manslaughter	0	0	0	0		
Percent Cleared	40.97%				Aggravated Assault	3	1	1	0		
Group A Crimes per 100,000 population	3,215.0			Simple Assault	22	17	13	1			
				Intimidation	15	6	1	1			
				Stalking	11	0	0	0			
				All Rape	0	0	0	0			
Arrest Overview					Criminal Sexual Contact	12	0	0	0		
Total Arrests	88				Incest	0	0	0	0		
Adult Arrests	69				Statutory Rape	1	1	0	0		
Juvenile Arrests	19				Commercial Sex Acts	0	0	0	0		
Unknown Age	0				Involuntary Servitude	0	0	0	0		
Arrests per 100,000 population	1,964.7				Kidnapping/Abduction	4	0	0	0		
Average <u>number</u> offenses/incident			1.22		Crimes Against Property						
Domestic Incident Victims					Arson	0	0	0	0		
					Bribery	0	0	0	0		
Offense			Reported		Cleared		Burglary/Breaking & Entering	3	0	0	0
							Counterfeiting/Forgery	1	1	1	0
Murder and Nonnegligent Manslaughter			0		0		Destruction/Damage/Vandalism of Property	17	4	1	0
							Embezzlement	0	0	0	0
Aggravated Assault			3		1		Extortion/Blackmail	0	0	0	0
							False Pretenses/Swindle/Confidence Game	3	3	2	1
Simple Assault			17		13		Credit Card/Automated Teller Machine Fraud	2	0	0	0
							Impersonation	0	0	0	0
Intimidation			4		4		Welfare Fraud	0	0	0	0
							Wire Fraud	3	0	0	0
Stalking			4		0		Identity Theft	3	0	0	0
							Hacking/Computer Invasion	0	0	0	0
All Rape			0		0		Robbery	0	0	0	0
							Pocket-picking	0	0	0	0
Criminal Sexual Contact			3		0		Purse-snatching	0	0	0	0
							Shoplifting	4	2	1	1
Incest			0		0		Theft From Building	0	0	0	0
							Theft From Coin Operated Machine or Device	0	0	0	0
Statutory Rape			0		0		Theft From Motor Vehicle	0	0	0	0
							Theft of Motor Vehicle Parts/Accessories	0	0	0	0
Kidnapping/Abduction			2		0		All Other Larceny	9	2	1	0
							Motor Vehicle Theft	5	2	2	0
Total			33		18		Stolen Property Offenses	0	0	0	0
							Crimes Against Society				
Group B Arrests							Drug/Narcotic Violations	12	10	7	3
							Drug Equipment Violations	11	8	2	0
Offense			Adult		Juvenile		Betting/Wagering	0	0	0	0
							Operating/Promoting/Assisting Gambling	0	0	0	0
Curfew/Loitering/Vagrancy Violations			0		3		Gambling Equipment Violations	0	0	0	0
							Sports Tampering	0	0	0	0
Disorderly Conduct			0		0		Pornography/Obscene Material	1	0	0	0
							Prostitution	0	0	0	0
Driving Under the Influence			25		0		Assisting or Promoting Prostitution	0	0	0	0
							Purchasing Prostitution	0	0	0	0
Family Offenses (Nonviolent)			0		4		Weapon Law Violations	2	2	2	0
							Animal Cruelty	0	0	0	0
Liquor Law Violations			6		5		Total Group A Offenses	144	59	34	7
Trespass of Real Property			0		0						
All Other Offenses			4		0						

# Lisbon Police Department – 2024

2024 Population Estimate			2,164	Offenses (*)		Arrests (**)	
				Reported	Cleared	Adult	Juvenile
Offense Overview							
Offense Total	71		Murder and Nonnegligent Manslaughter	0	0	0	0
Number Cleared	12		Negligent Manslaughter	0	0	0	0
Percent Cleared	16.90%		Aggravated Assault	1	0	0	0
Group A Crimes per 100,000 population	3,281.0		Simple Assault	16	1	1	0
			Intimidation	3	2	1	0
			Stalking	2	0	0	0
			All Rape	1	0	0	0
			Criminal Sexual Contact	3	0	0	0
			Incest	0	0	0	0
			Statutory Rape	0	0	0	0
			Commercial Sex Acts	0	0	0	0
			Involuntary Servitude	0	0	0	0
			Kidnapping/Abduction	0	0	0	0
			Crimes Against Property				
Average number offenses/incident	1.20		Arson	1	0	0	0
			Bribery	0	0	0	0
			Burglary/Breaking & Entering	1	0	0	0
			Counterfeiting/Forgery	0	0	0	0
			Destruction/Damage/Vandalism of Property	7	1	0	0
			Embezzlement	0	0	0	0
			Extortion/Blackmail	0	0	0	0
			False Pretenses/Swindle/Confidence Game	2	0	0	0
			Credit Card/Automated Teller Machine Fraud	2	0	0	0
			Impersonation	0	0	0	0
			Welfare Fraud	0	0	0	0
			Wire Fraud	3	0	0	0
			Identity Theft	1	0	0	0
			Hacking/Computer Invasion	0	0	0	0
			Robbery	0	0	0	0
			Pocket-picking	0	0	0	0
			Purse-snatching	0	0	0	0
			Shoplifting	2	0	0	0
			Theft From Building	1	0	0	0
			Theft From Coin Operated Machine or Device	0	0	0	0
			Theft From Motor Vehicle	2	0	0	0
			Theft of Motor Vehicle Parts/Accessories	0	0	0	0
			All Other Larceny	11	1	1	0
			Motor Vehicle Theft	2	0	0	0
			Stolen Property Offenses	0	0	0	0
			Crimes Against Society				
			Drug/Narcotic Violations	2	1	1	0
			Drug Equipment Violations	6	5	3	0
			Betting/Wagering	0	0	0	0
			Operating/Promoting/Assisting Gambling	0	0	0	0
			Gambling Equipment Violations	0	0	0	0
			Sports Tampering	0	0	0	0
			Pornography/Obscene Material	0	0	0	0
			Prostitution	0	0	0	0
			Assisting or Promoting Prostitution	0	0	0	0
			Purchasing Prostitution	0	0	0	0
			Weapon Law Violations	1	1	0	0
			Animal Cruelty	1	0	0	0
			Total Group A Offenses	71	12	7	0

(\*) Offenses are counted using the FBI Units of Count for Crime  
 (\*\*) The 'Arrests' column shows arrests made during the selected period, regardless of incident date. Arrest counts may be higher than incident counts.  
 (\*\*\*) Negligent Manslaughter now includes the killing of another person associated with driving under the influence, distracted driving (using a cell or smartphone), and reckless driving fatalities.

# Mandan Police Department – 2024

2024 Population Estimate			24,711	Offenses (*)		Arrests (**)			
				Group A Offenses	Reported	Cleared	Adult	Juvenile	
Offense Overview				Crimes Against Persons (***)					
Offense Total		2,130		Murder and Nonnegligent Manslaughter		0	0	0	0
Number Cleared		985		Negligent Manslaughter		1	0	0	0
Percent Cleared		46.24%		Aggravated Assault		51	45	30	8
Group A Crimes per 100,000 population		8,619.6		Simple Assault		326	218	98	36
				Intimidation		130	69	33	7
				Stalking		124	21	7	4
				All Rape		18	3	0	0
Arrest Overview									
Total Arrests		922		Criminal Sexual Contact		69	32	1	0
Adult Arrests		805		Incest		1	1	0	0
Juvenile Arrests		117		Statutory Rape		5	2	0	0
Unknown Age		0		Commercial Sex Acts		0	0	6	3
Arrests per 100,000 population		3,731.6		Involuntary Servitude		0	0	0	0
				Kidnapping/Abduction		8	8	0	0
				Crimes Against Property					
Average <u>number</u> offenses/incident		1.24		Arson		5	2	2	0
				Bribery		0	0	0	0
Domestic Incident Victims									
Offense	Reported	Cleared		Burglary/Breaking & Entering		70	12	8	0
				Counterfeiting/Forgery		40	9	5	0
Murder and Nonnegligent Manslaughter	0	0		Destruction/Damage/Vandalism of Property		167	35	13	2
Aggravated Assault	32	30		Embezzlement		6	3	1	0
Simple Assault	174	134		Extortion/Blackmail		7	1	0	0
Intimidation	41	26		False Pretenses/Swindle/Confidence Game		41	36	29	0
Stalking	25	10		Credit Card/Automated Teller Machine Fraud		6	0	0	0
All Rape	7	1		Impersonation		0	0	0	0
Criminal Sexual Contact	23	14		Welfare Fraud		0	0	0	0
Incest	1	1		Wire Fraud		11	3	1	0
Statutory Rape	3	1		Identity Theft		35	12	9	0
Kidnapping/Abduction	7	7		Hacking/Computer Invasion		12	2	2	0
Total	313	224		Robbery		2	1	1	0
				Pocket-picking		0	0	0	0
Group B Arrests									
Offense	Adult	Juvenile		Purse-snatching		0	0	0	0
Curfew/Loitering/Vagrancy Violations	0	2		Shoplifting		31	22	24	3
Disorderly Conduct	37	5		Theft From Building		4	1	1	0
Driving Under the Influence	55	0		Theft From Coin Operated Machine or Device		0	0	0	0
Family Offenses (Nonviolent)	10	5		Theft From Motor Vehicle		40	6	3	1
Liquor Law Violations	3	6		Theft of Motor Vehicle Parts/Accessories		0	0	0	0
Trespass of Real Property	47	2		All Other Larceny		419	84	76	7
All Other Offenses	77	4		Motor Vehicle Theft		86	22	12	2
Total Group B	229	24		Stolen Property Offenses		19	18	11	3
				Crimes Against Society					
(*) Offenses are counted using the FBI Units of Count for Crime (**) The 'Arrests' column shows arrests made during the selected period, regardless of incident date. Arrest counts may be higher than incident counts. (***) Negligent Manslaughter now includes the killing of another person associated with driving under the influence, distracted driving (using a cell or smartphone), and reckless driving fatalities.				Drug/Narcotic Violations		159	136	101	11
				Drug Equipment Violations		191	158	93	4
				Betting/Wagering		0	0	0	0
				Operating/Promoting/Assisting Gambling		0	0	0	0
				Gambling Equipment Violations		0	0	0	0
				Sports Tampering		0	0	0	0
				Pornography/Obscene Material		15	7	0	1
				Prostitution		0	0	0	0
				Assisting or Promoting Prostitution		1	0	0	0
				Purchasing Prostitution		0	0	0	0
				Weapon Law Violations		21	15	8	1
				Animal Cruelty		9	1	1	0
				Total Group A Offenses		2,130	985	576	93

(\*) Offenses are counted using the FBI Units of Count for Crime  
 (\*\*) The 'Arrests' column shows arrests made during the selected period, regardless of incident date. Arrest counts may be higher than incident counts.  
 (\*\*\*) Negligent Manslaughter now includes the killing of another person associated with driving under the influence, distracted driving (using a cell or smartphone), and reckless driving fatalities.



# Medora Police Department – 2024

2024 Population Estimate			172	Offenses (*)		Arrests (**)	
				Reported	Cleared	Adult	Juvenile
Offense Overview				Crimes Against Persons (***)			
Offense Total	0		Murder and Nonnegligent Manslaughter	0	0	0	0
Number Cleared	0		Negligent Manslaughter	0	0	0	0
Percent Cleared	0.00%		Aggravated Assault	0	0	0	0
Group A Crimes per 100,000 population	0.0		Simple Assault	0	0	0	0
			Intimidation	0	0	0	0
			Stalking	0	0	0	0
			All Rape	0	0	0	0
Arrest Overview				0	0	0	0
Total Arrests	0		Criminal Sexual Contact	0	0	0	0
Adult Arrests	0		Incest	0	0	0	0
Juvenile Arrests	0		Statutory Rape	0	0	0	0
Unknown Age	0		Commercial Sex Acts	0	0	0	0
Arrests per 100,000 population	0.0		Involuntary Servitude	0	0	0	0
			Kidnapping/Abduction	0	0	0	0
			Crimes Against Property				
Average <u>number</u> offenses/incident	0.00		Arson	0	0	0	0
			Bribery	0	0	0	0
Domestic Incident Victims			Burglary/Breaking & Entering	0	0	0	0
Offense	Reported	Cleared	Counterfeiting/Forgery	0	0	0	0
Murder and Nonnegligent Manslaughter	0	0	Destruction/Damage/Vandalism of Property	0	0	0	0
Aggravated Assault	0	0	Embezzlement	0	0	0	0
Simple Assault	0	0	Extortion/Blackmail	0	0	0	0
Intimidation	0	0	False Pretenses/Swindle/Confidence Game	0	0	0	0
Stalking	0	0	Credit Card/Automated Teller Machine Fraud	0	0	0	0
All Rape	0	0	Impersonation	0	0	0	0
Criminal Sexual Contact	0	0	Welfare Fraud	0	0	0	0
Incest	0	0	Wire Fraud	0	0	0	0
Statutory Rape	0	0	Identity Theft	0	0	0	0
Kidnapping/Abduction	0	0	Hacking/Computer Invasion	0	0	0	0
Total	0	0	Robbery	0	0	0	0
			Pocket-picking	0	0	0	0
			Purse-snatching	0	0	0	0
Group B Arrests			Shoplifting	0	0	0	0
Offense	Adult	Juvenile	Theft From Building	0	0	0	0
Curfew/Loitering/Vagrancy Violations	0	0	Theft From Coin Operated Machine or Device	0	0	0	0
Disorderly Conduct	0	0	Theft From Motor Vehicle	0	0	0	0
Driving Under the Influence	0	0	Theft of Motor Vehicle Parts/Accessories	0	0	0	0
Family Offenses (Nonviolent)	0	0	All Other Larceny	0	0	0	0
Liquor Law Violations	0	0	Motor Vehicle Theft	0	0	0	0
Trespass of Real Property	0	0	Stolen Property Offenses	0	0	0	0
All Other Offenses	0	0	Crimes Against Society				
Total Group B	0	0	Drug/Narcotic Violations	0	0	0	0
			Drug Equipment Violations	0	0	0	0
			Betting/Wagering	0	0	0	0
			Operating/Promoting/Assisting Gambling	0	0	0	0
			Gambling Equipment Violations	0	0	0	0
			Sports Tampering	0	0	0	0
			Pornography/Obscene Material	0	0	0	0
			Prostitution	0	0	0	0
			Assisting or Promoting Prostitution	0	0	0	0
			Purchasing Prostitution	0	0	0	0
			Weapon Law Violations	0	0	0	0
			Animal Cruelty	0	0	0	0
			Total Group A Offenses	0	0	0	0

(\*) Offenses are counted using the FBI Units of Count for Crime

(\*\*) The 'Arrests' column shows arrests made during the selected period, regardless of incident date. Arrest counts may be higher than incident counts.

(\*\*\*) Negligent Manslaughter now includes the killing of another person associated with driving under the influence, distracted driving (using a cell or smartphone), and reckless driving fatalities.

(\*) Offenses are counted using the FBI Units of Count for Crime

(\*\*) The 'Arrests' column shows arrests made during the selected period, regardless of incident date. Arrest counts may be higher than incident counts.

(\*\*\*) Negligent Manslaughter now includes the killing of another person associated with driving under the influence, distracted driving (using a cell or smartphone), and reckless driving fatalities.

# Minot Police Department – 2024

2024 Population Estimate	47,041			Offenses (*)		Arrests (**)	
		Group A Offenses		Reported	Cleared	Adult	Juvenile
Offense Overview		Crimes Against Persons (***)					
Offense Total	1,874	Murder and Nonnegligent Manslaughter		1	1	2	0
Number Cleared	931	Negligent Manslaughter		0	0	0	0
Percent Cleared	49.68%	Aggravated Assault		102	70	46	1
Group A Crimes per 100,000 population	3,983.8	Simple Assault		260	186	126	10
		Intimidation		76	44	13	1
		Stalking		33	9	1	0
Arrest Overview		All Rape		25	1	0	0
Total Arrests	1,110	Criminal Sexual Contact		37	10	0	0
Adult Arrests	999	Incest		0	0	0	0
Juvenile Arrests	111	Statutory Rape		6	1	0	0
Unknown Age	0	Commercial Sex Acts		1	0	2	0
Arrests per 100,000 population	2,359.6	Involuntary Servitude		0	0	0	0
		Kidnapping/Abduction		16	13	0	0
		Crimes Against Property					
Average number offenses/incident		Arson		16	1	0	0
		Bribery		0	0	0	0
Domestic Incident Victims		Burglary/Breaking & Entering		110	19	11	3
Offense	Reported	Cleared	Counterfeiting/Forgery		28	3	1
Murder and Nonnegligent Manslaughter	0	0	Destruction/Damage/Vandalism of Property		95	27	6
Aggravated Assault	37	29	Embezzlement		12	1	2
Simple Assault	96	74	Extortion/Blackmail		5	0	0
Intimidation	11	5	False Pretenses/Swindle/Confidence Game		16	2	3
Stalking	5	0	Credit Card/Automated Teller Machine Fraud		5	0	0
All Rape	3	0	Impersonation		5	0	1
Criminal Sexual Contact	7	0	Welfare Fraud		8	1	0
Incest	0	0	Wire Fraud		18	0	0
Statutory Rape	0	0	Identity Theft		35	7	4
Kidnapping/Abduction	4	4	Hacking/Computer Invasion		1	0	0
Total	163	112	Robbery		20	3	3
				7	1	2	0
Group B Arrests		Purse-snatching		4	0	0	0
Offense	Adult	Juvenile	Shoplifting		241	152	116
Curfew/Loitering/Vagrancy Violations	0	0	Theft From Building		20	6	2
Disorderly Conduct	18	11	Theft From Coin Operated Machine or Device		5	1	0
Driving Under the Influence	176	1	Theft From Motor Vehicle		78	7	3
Family Offenses (Nonviolent)	11	0	Theft of Motor Vehicle Parts/Accessories		4	0	3
Liquor Law Violations	11	9	All Other Larceny		102	20	22
Trespass of Real Property	82	7	Motor Vehicle Theft		111	31	11
All Other Offenses	136	11	Stolen Property Offenses		15	8	3
Total Group B	434	39	Crimes Against Society				
		Drug/Narcotic Violations		156	144	94	13
		Drug Equipment Violations		145	139	78	7
		Betting/Wagering		0	0	0	0
		Operating/Promoting/Assisting Gambling		0	0	0	0
		Gambling Equipment Violations		0	0	0	0
		Sports Tampering		0	0	0	0
		Pornography/Obscene Material		16	4	1	0
		Prostitution		1	0	0	0
		Assisting or Promoting Prostitution		1	0	0	0
		Purchasing Prostitution		0	0	0	0
		Weapon Law Violations		27	15	7	0
		Animal Cruelty		10	4	2	0
		Total Group A Offenses		1,874	931	565	72

(\*) Offenses are counted using the FBI Units of Count for Crime  
 (\*\*) The 'Arrests' column shows arrests made during the selected period, regardless of incident date. Arrest counts may be higher than incident counts.  
 (\*\*\*) Negligent Manslaughter now includes the killing of another person associated with driving under the influence, distracted driving (using a cell or smartphone), and reckless driving fatalities.



# ND State College of Science PD – 2024

2024 Population Estimate			N/A	Offenses (*)		Arrests (**)		
				Group A Offenses	Reported	Cleared	Adult	Juvenile
Offense Overview				Crimes Against Persons (***)				
Offense Total			31	Murder and Nonnegligent Manslaughter	0	0	0	0
Number Cleared			8	Negligent Manslaughter	0	0	0	0
Percent Cleared			25.81%	Aggravated Assault	0	0	0	0
Group A Crimes per 100,000 population			N/A	Simple Assault	0	0	0	0
				Intimidation	0	0	0	0
				Stalking	0	0	0	0
Arrest Overview				All Rape	1	0	0	0
Total Arrests			7	Criminal Sexual Contact	1	0	0	0
Adult Arrests			6	Incest	0	0	0	0
Juvenile Arrests			1	Statutory Rape	0	0	0	0
Unknown Age			0	Commercial Sex Acts	0	0	0	0
Arrests per 100,000 population			N/A	Involuntary Servitude	0	0	0	0
				Kidnapping/Abduction	0	0	0	0
				Crimes Against Property				
Average <u>number</u> offenses/incident			1.11	Arson	0	0	0	0
				Bribery	0	0	0	0
Domestic Incident Victims				Burglary/Breaking & Entering	2	0	0	0
Offense	Reported	Cleared		Counterfeiting/Forgery	0	0	0	0
Murder and Nonnegligent Manslaughter	0	0		Destruction/Damage/Vandalism of Property	11	2	1	0
Aggravated Assault	0	0		Embezzlement	0	0	0	0
Simple Assault	0	0		Extortion/Blackmail	0	0	0	0
Intimidation	0	0		False Pretenses/Swindle/Confidence Game	0	0	0	0
Stalking	0	0		Credit Card/Automated Teller Machine Fraud	0	0	0	0
All Rape	0	0		Impersonation	0	0	0	0
Criminal Sexual Contact	0	0		Welfare Fraud	0	0	0	0
Incest	0	0		Wire Fraud	0	0	0	0
Statutory Rape	0	0		Identity Theft	0	0	0	0
Kidnapping/Abduction	0	0		Hacking/Computer Invasion	0	0	0	0
Total	0	0		Robbery	0	0	0	0
				Pocket-picking	0	0	0	0
Group B Arrests				Purse-snatching	0	0	0	0
Offense	Adult	Juvenile		Shoplifting	0	0	0	0
Curfew/Loitering/Vagrancy Violations	0	0		Theft From Building	3	0	0	0
Disorderly Conduct	0	0		Theft From Coin Operated Machine or Device	0	0	0	0
Driving Under the Influence	0	0		Theft From Motor Vehicle	6	0	0	0
Family Offenses (Nonviolent)	0	0		Theft of Motor Vehicle Parts/Accessories	0	0	0	0
Liquor Law Violations	0	1		All Other Larceny	1	0	0	0
Trespass of Real Property	0	0		Motor Vehicle Theft	0	0	0	0
All Other Offenses	0	0		Stolen Property Offenses	0	0	0	0
Total Group B	0	1		Crimes Against Society				
				Drug/Narcotic Violations	4	4	3	0
				Drug Equipment Violations	2	2	2	0
				Betting/Wagering	0	0	0	0
				Operating/Promoting/Assisting Gambling	0	0	0	0
				Gambling Equipment Violations	0	0	0	0
				Sports Tampering	0	0	0	0
				Pornography/Obscene Material	0	0	0	0
				Prostitution	0	0	0	0
				Assisting or Promoting Prostitution	0	0	0	0
				Purchasing Prostitution	0	0	0	0
				Weapon Law Violations	0	0	0	0
				Animal Cruelty	0	0	0	0
				Total Group A Offenses	31	8	6	0

(\*) Offenses are counted using the FBI Units of Count for Crime

(\*\*) The 'Arrests' column shows arrests made during the selected period, regardless of incident date. Arrest counts may be higher than incident counts.

(\*\*\*) Negligent Manslaughter now includes the killing of another person associated with driving under the influence, distracted driving (using a cell or smartphone), and reckless driving fatalities.

(\*) Offenses are counted using the FBI Units of Count for Crime

(\*\*) The 'Arrests' column shows arrests made during the selected period, regardless of incident date. Arrest counts may be higher than incident counts.

(\*\*\*) Negligent Manslaughter now includes the killing of another person associated with driving under the influence, distracted driving (using a cell or smartphone), and reckless driving fatalities.

# ND State University PD – 2024

2024 Population Estimate			N/A	Offenses (*)		Arrests (**)			
				Group A Offenses	Reported	Cleared	Adult	Juvenile	
Offense Overview				Crimes Against Persons (***)					
Offense Total			141	Murder and Nonnegligent Manslaughter		0	0	0	0
Number Cleared			6	Negligent Manslaughter		0	0	0	0
Percent Cleared			4.26%	Aggravated Assault		0	0	0	0
Group A Crimes per 100,000 population			N/A	Simple Assault		4	2	0	0
				Intimidation		0	0	0	0
				Stalking		0	0	0	0
Arrest Overview				All Rape		2	0	0	0
Total Arrests			45	Criminal Sexual Contact		0	0	0	0
Adult Arrests			43	Incest		0	0	0	0
Juvenile Arrests			2	Statutory Rape		0	0	0	0
Unknown Age			0	Commercial Sex Acts		0	0	0	0
Arrests per 100,000 population			N/A	Involuntary Servitude		0	0	0	0
				Kidnapping/Abduction		0	0	0	0
				Crimes Against Property					
Average <u>number</u> offenses/incident			1.04	Arson		0	0	0	0
				Bribery		0	0	0	0
Domestic Incident Victims				Burglary/Breaking & Entering		9	0	0	0
Offense		Reported	Cleared	Counterfeiting/Forgery		0	0	0	0
Murder and Nonnegligent Manslaughter		0	0	Destruction/Damage/Vandalism of Property		27	2	0	0
Aggravated Assault		0	0	Embezzlement		0	0	0	0
Simple Assault		0	0	Extortion/Blackmail		1	0	0	0
Intimidation		0	0	False Pretenses/Swindle/Confidence Game		3	1	0	0
Stalking		0	0	Credit Card/Automated Teller Machine Fraud		1	0	0	0
All Rape		0	0	Impersonation		0	0	0	0
Criminal Sexual Contact		0	0	Welfare Fraud		0	0	0	0
Incest		0	0	Wire Fraud		2	0	0	0
Statutory Rape		0	0	Identity Theft		0	0	0	0
Kidnapping/Abduction		0	0	Hacking/Computer Invasion		0	0	0	0
Total		0	0	Robbery		0	0	0	0
				Pocket-picking		0	0	0	0
				Purse-snatching		0	0	0	0
Group B Arrests				Shoplifting		3	0	0	0
Offense		Adult	Juvenile	Theft From Building		3	0	0	0
Curfew/Loitering/Vagrancy Violations		0	0	Theft From Coin Operated Machine or Device		0	0	0	0
Disorderly Conduct		0	0	Theft From Motor Vehicle		12	0	0	0
Driving Under the Influence		6	0	Theft of Motor Vehicle Parts/Accessories		4	0	0	0
Family Offenses (Nonviolent)		0	0	All Other Larceny		58	0	0	0
Liquor Law Violations		36	2	Motor Vehicle Theft		3	0	0	0
Trespass of Real Property		0	0	Stolen Property Offenses		1	0	0	0
All Other Offenses		0	0	Crimes Against Society					
Total Group B		42	2	Drug/Narcotic Violations		5	1	1	0
				Drug Equipment Violations		3	0	0	0
				Betting/Wagering		0	0	0	0
				Operating/Promoting/Assisting Gambling		0	0	0	0
				Gambling Equipment Violations		0	0	0	0
				Sports Tampering		0	0	0	0
				Pornography/Obscene Material		0	0	0	0
				Prostitution		0	0	0	0
				Assisting or Promoting Prostitution		0	0	0	0
				Purchasing Prostitution		0	0	0	0
				Weapon Law Violations		0	0	0	0
				Animal Cruelty		0	0	0	0
				Total Group A Offenses		141	6	1	0

(\*) Offenses are counted using the FBI Units of Count for Crime  
 (\*\*) The 'Arrests' column shows arrests made during the selected period, regardless of incident date. Arrest counts may be higher than incident counts.

(\*\*\*) Negligent Manslaughter now includes the killing of another person associated with driving under the influence, distracted driving (using a cell or smartphone), and reckless driving fatalities.

# New Town Police Department – 2024

2024 Population Estimate			2,711	Offenses (*)		Arrests (**)		
				Group A Offenses	Reported	Cleared	Adult	Juvenile
Offense Overview				Crimes Against Persons (***)				
Offense Total		23		Murder and Nonnegligent Manslaughter	0	0	0	0
Number Cleared		15		Negligent Manslaughter	0	0	0	0
Percent Cleared		65.22%		Aggravated Assault	0	0	0	0
Group A Crimes per 100,000 population		848.4		Simple Assault	3	1	1	0
				Intimidation	0	0	0	0
				Stalking	0	0	0	0
Arrest Overview				All Rape	0	0	0	0
Total Arrests		45		Criminal Sexual Contact	0	0	0	0
Adult Arrests		44		Incest	0	0	0	0
Juvenile Arrests		1		Statutory Rape	0	0	0	0
Unknown Age		0		Commercial Sex Acts	0	0	0	0
Arrests per 100,000 population		1,659.9		Involuntary Servitude	0	0	0	0
				Kidnapping/Abduction	0	0	0	0
				Crimes Against Property				
Average <u>number</u> offenses/incident		1.35		Arson	0	0	0	0
				Bribery	0	0	0	0
Domestic Incident Victims								
Offense	Reported	Cleared		Burglary/Breaking & Entering	0	0	0	0
Murder and Nonnegligent Manslaughter	0	0		Counterfeiting/Forgery	0	0	0	0
Aggravated Assault	0	0		Destruction/Damage/Vandalism of Property	0	0	0	0
Simple Assault	3	1		Embezzlement	0	0	0	0
Intimidation	0	0		Extortion/Blackmail	0	0	0	0
Stalking	0	0		False Pretenses/Swindle/Confidence Game	0	0	0	0
All Rape	0	0		Credit Card/Automated Teller Machine Fraud	0	0	0	0
Criminal Sexual Contact	0	0		Impersonation	0	0	0	0
Incest	0	0		Welfare Fraud	0	0	0	0
Statutory Rape	0	0		Wire Fraud	0	0	0	0
Kidnapping/Abduction	0	0		Identity Theft	0	0	0	0
Total	3	1		Hacking/Computer Invasion	0	0	0	0
Group B Arrests								
Offense	Adult	Juvenile		Robbery	0	0	0	0
Curfew/Loitering/Vagrancy Violations	0	0		Pocket-picking	0	0	0	0
Disorderly Conduct	2	0		Purse-snatching	0	0	0	0
Driving Under the Influence	22	1		Shoplifting	0	0	0	0
Family Offenses (Nonviolent)	0	0		Theft From Building	0	0	0	0
Liquor Law Violations	0	0		Theft From Coin Operated Machine or Device	0	0	0	0
Trespass of Real Property	0	0		Theft From Motor Vehicle	0	0	0	0
All Other Offenses	8	0		Theft of Motor Vehicle Parts/Accessories	0	0	0	0
Total Group B	32	1		All Other Larceny	0	0	0	0
				Motor Vehicle Theft	1	1	1	0
				Stolen Property Offenses	0	0	0	0
				Crimes Against Society				
				Drug/Narcotic Violations	7	4	3	0
				Drug Equipment Violations	12	9	7	0
				Betting/Wagering	0	0	0	0
				Operating/Promoting/Assisting Gambling	0	0	0	0
				Gambling Equipment Violations	0	0	0	0
				Sports Tampering	0	0	0	0
				Pornography/Obscene Material	0	0	0	0
				Prostitution	0	0	0	0
				Assisting or Promoting Prostitution	0	0	0	0
				Purchasing Prostitution	0	0	0	0
				Weapon Law Violations	0	0	0	0
				Animal Cruelty	0	0	0	0
				Total Group A Offenses	23	15	12	0
				(*) Offenses are counted using the FBI Units of Count for Crime				
				(**) The 'Arrests' column shows arrests made during the selected period, regardless of incident date. Arrest counts may be higher than incident counts.				
				(***) Negligent Manslaughter now includes the killing of another person associated with driving under the influence, distracted driving (using a cell or smartphone), and reckless driving fatalities.				

(\*) Offenses are counted using the FBI Units of Count for Crime  
 (\*\*) The 'Arrests' column shows arrests made during the selected period, regardless of incident date. Arrest counts may be higher than incident counts.  
 (\*\*\*) Negligent Manslaughter now includes the killing of another person associated with driving under the influence, distracted driving (using a cell or smartphone), and reckless driving fatalities.

# Northwood Police Department – 2024

2024 Population Estimate		941		Offenses (*)		Arrests (**)	
Offense Overview		Group A Offenses		Reported	Cleared	Adult	Juvenile
Offense Total		Crimes Against Persons (***)					
Offense Total	4	Murder and Nonnegligent Manslaughter		0	0	0	0
Number Cleared	0	Negligent Manslaughter		0	0	0	0
Percent Cleared	0.00%	Aggravated Assault		0	0	0	0
Group A Crimes per 100,000 population	425.1	Simple Assault		0	0	0	0
		Intimidation		0	0	0	0
		Stalking		0	0	0	0
		All Rape		0	0	0	0
		Criminal Sexual Contact		0	0	0	0
		Incest		0	0	0	0
		Statutory Rape		0	0	0	0
		Commercial Sex Acts		0	0	0	0
		Involuntary Servitude		0	0	0	0
		Kidnapping/Abduction		0	0	0	0
		Crimes Against Property					
		Arson		0	0	0	0
		Bribery		0	0	0	0
		Burglary/Breaking & Entering		0	0	0	0
		Counterfeiting/Forgery		0	0	0	0
		Destruction/Damage/Vandalism of Property		2	0	0	0
		Embezzlement		0	0	0	0
		Extortion/Blackmail		0	0	0	0
		False Pretenses/Swindle/Confidence Game		0	0	0	0
		Credit Card/Automated Teller Machine Fraud		0	0	0	0
		Impersonation		0	0	0	0
		Welfare Fraud		0	0	0	0
		Wire Fraud		0	0	0	0
		Identity Theft		0	0	0	0
		Hacking/Computer Invasion		0	0	0	0
		Robbery		0	0	0	0
		Pocket-picking		0	0	0	0
		Purse-snatching		0	0	0	0
		Shoplifting		0	0	0	0
		Theft From Building		0	0	0	0
		Theft From Coin Operated Machine or Device		0	0	0	0
		Theft From Motor Vehicle		0	0	0	0
		Theft of Motor Vehicle Parts/Accessories		0	0	0	0
		All Other Larceny		0	0	0	0
		Motor Vehicle Theft		0	0	0	0
		Stolen Property Offenses		0	0	0	0
		Crimes Against Society					
		Drug/Narcotic Violations		1	0	0	0
		Drug Equipment Violations		1	0	0	0
		Betting/Wagering		0	0	0	0
		Operating/Promoting/Assisting Gambling		0	0	0	0
		Gambling Equipment Violations		0	0	0	0
		Sports Tampering		0	0	0	0
		Pornography/Obscene Material		0	0	0	0
		Prostitution		0	0	0	0
		Assisting or Promoting Prostitution		0	0	0	0
		Purchasing Prostitution		0	0	0	0
		Weapon Law Violations		0	0	0	0
		Animal Cruelty		0	0	0	0
		Total Group A Offenses		4	0	0	0
Arrest Overview							
Total Arrests	0						
Adult Arrests	0						
Juvenile Arrests	0						
Unknown Age	0						
Arrests per 100,000 population	0.0						
Average <u>number</u> offenses/incident	1.00						
Domestic Incident Victims							
Offense	Reported	Cleared					
Murder and Nonnegligent Manslaughter	0	0					
Aggravated Assault	0	0					
Simple Assault	0	0					
Intimidation	0	0					
Stalking	0	0					
All Rape	0	0					
Criminal Sexual Contact	0	0					
Incest	0	0					
Statutory Rape	0	0					
Kidnapping/Abduction	0	0					
Total	0	0					
Group B Arrests							
Offense	Adult	Juvenile					
Curfew/Loitering/Vagrancy Violations	0	0					
Disorderly Conduct	0	0					
Driving Under the Influence	0	0					
Family Offenses (Nonviolent)	0	0					
Liquor Law Violations	0	0					
Trespass of Real Property	0	0					
All Other Offenses	0	0					
Total Group B	0	0					

(\*) Offenses are counted using the FBI Units of Count for Crime

(\*\*) The 'Arrests' column shows arrests made during the selected period, regardless of incident date. Arrest counts may be higher than incident counts.

(\*\*\*) Negligent Manslaughter now includes the killing of another person associated with driving under the influence, distracted driving (using a cell or smartphone), and reckless driving fatalities.

# Oakes Police Department – 2024

2024 Population Estimate	1,757				
		Offenses (*)		Arrests (**)	
		Reported	Cleared	Adult	Juvenile
Group A Offenses					
Crimes Against Persons (***)					
Offense Total	8	Murder and Nonnegligent Manslaughter	0	0	0
Number Cleared	5	Negligent Manslaughter	0	0	0
Percent Cleared	62.50%	Aggravated Assault	0	0	0
Group A Crimes per 100,000 population	455.3	Simple Assault	1	1	0
		Intimidation	0	0	0
		Stalking	1	1	0
		All Rape	0	0	0
		Criminal Sexual Contact	0	0	0
		Incest	0	0	0
		Statutory Rape	0	0	0
		Commercial Sex Acts	0	0	0
		Involuntary Servitude	0	0	0
		Kidnapping/Abduction	0	0	0
Arrest Overview		Crimes Against Property			
Total Arrests	12	Arson	0	0	0
Adult Arrests	12	Bribery	0	0	0
Juvenile Arrests	0	Burglary/Breaking & Entering	0	0	0
Unknown Age	0	Counterfeiting/Forgery	0	0	0
Arrests per 100,000 population	683.0	Destruction/Damage/Vandalism of Property	1	1	0
		Embezzlement	0	0	0
		Extortion/Blackmail	0	0	0
		False Pretenses/Swindle/Confidence Game	2	1	0
		Credit Card/Automated Teller Machine Fraud	0	0	0
		Impersonation	0	0	0
		Welfare Fraud	0	0	0
		Wire Fraud	0	0	0
		Identity Theft	1	0	0
		Hacking/Computer Invasion	0	0	0
		Robbery	0	0	0
		Pocket-picking	0	0	0
		Purse-snatching	0	0	0
		Shoplifting	0	0	0
		Theft From Building	0	0	0
		Theft From Coin Operated Machine or Device	0	0	0
		Theft From Motor Vehicle	0	0	0
		Theft of Motor Vehicle Parts/Accessories	0	0	0
		All Other Larceny	0	0	0
		Motor Vehicle Theft	0	0	0
		Stolen Property Offenses	1	0	0
Average number offenses/incident		Crimes Against Society			
	1.14	Drug/Narcotic Violations	0	0	0
		Drug Equipment Violations	0	0	0
		Betting/Wagering	0	0	0
		Operating/Promoting/Assisting Gambling	0	0	0
		Gambling Equipment Violations	0	0	0
		Sports Tampering	0	0	0
		Pornography/Obscene Material	0	0	0
		Prostitution	0	0	0
		Assisting or Promoting Prostitution	0	0	0
		Purchasing Prostitution	0	0	0
		Weapon Law Violations	0	0	0
		Animal Cruelty	1	1	0
		Total Group A Offenses	8	5	0
Domestic Incident Victims					
Offense	Reported	Cleared			
Murder and Nonnegligent Manslaughter	0	0			
Aggravated Assault	0	0			
Simple Assault	0	0			
Intimidation	0	0			
Stalking	0	0			
All Rape	0	0			
Criminal Sexual Contact	0	0			
Incest	0	0			
Statutory Rape	0	0			
Kidnapping/Abduction	0	0			
Total	0	0			
Group B Arrests					
Offense	Adult	Juvenile			
Curfew/Loitering/Vagrancy Violations	0	0			
Disorderly Conduct	2	0			
Driving Under the Influence	0	0			
Family Offenses (Nonviolent)	0	0			
Liquor Law Violations	5	0			
Trespass of Real Property	0	0			
All Other Offenses	2	0			
Total Group B	9	0			

(\*) Offenses are counted using the FBI Units of Count for Crime  
 (\*\*) The 'Arrests' column shows arrests made during the selected period, regardless of incident date. Arrest counts may be higher than incident counts.  
 (\*\*\*) Negligent Manslaughter now includes the killing of another person associated with driving under the influence, distracted driving (using a cell or smartphone), and reckless driving fatalities.

# Powers Lake Police Department – 2024

2024 Population Estimate			371	Offenses (*)		Arrests (**)			
				Group A Offenses	Reported	Cleared	Adult	Juvenile	
Offense Overview				Crimes Against Persons (***)					
Offense Total		5		Murder and Nonnegligent Manslaughter	0	0	0	0	
Number Cleared		3		Negligent Manslaughter	0	0	0	0	
Percent Cleared		60.00%		Aggravated Assault	0	0	0	0	
Group A Crimes per 100,000 population		1,347.7		Simple Assault	0	0	0	0	
				Intimidation	0	0	0	0	
				Stalking	0	0	0	0	
				All Rape	0	0	0	0	
Arrest Overview				Criminal Sexual Contact	0	0	0	0	
Total Arrests		7		Incest	0	0	0	0	
Adult Arrests		7		Statutory Rape	0	0	0	0	
Juvenile Arrests		0		Commercial Sex Acts	0	0	0	0	
Unknown Age		0		Involuntary Servitude	0	0	0	0	
Arrests per 100,000 population		1,886.8		Kidnapping/Abduction	0	0	0	0	
				Crimes Against Property					
Average <u>number</u> offenses/incident		1.00		Arson	0	0	0	0	
				Bribery	0	0	0	0	
Domestic Incident Victims				Burglary/Breaking & Entering	0	0	0	0	
Offense	Reported	Cleared		Counterfeiting/Forgery	0	0	0	0	
Murder and Nonnegligent Manslaughter	0	0		Destruction/Damage/Vandalism of Property	0	0	0	0	
Aggravated Assault	0	0		Embezzlement	0	0	0	0	
Simple Assault	0	0		Extortion/Blackmail	0	0	0	0	
Intimidation	0	0		False Pretenses/Swindle/Confidence Game	1	1	1	0	
Stalking	0	0		Credit Card/Automated Teller Machine Fraud	0	0	0	0	
All Rape	0	0		Impersonation	1	0	0	0	
Criminal Sexual Contact	0	0		Welfare Fraud	0	0	0	0	
Incest	0	0		Wire Fraud	0	0	0	0	
Statutory Rape	0	0		Identity Theft	0	0	0	0	
Kidnapping/Abduction	0	0		Hacking/Computer Invasion	0	0	0	0	
Total	0	0		Robbery	0	0	0	0	
				Pocket-picking	0	0	0	0	
Group B Arrests				Purse-snatching	0	0	0	0	
Offense	Adult	Juvenile		Shoplifting	0	0	0	0	
Curfew/Loitering/Vagrancy Violations	0	0		Theft From Building	0	0	0	0	
Disorderly Conduct	0	0		Theft From Coin Operated Machine or Device	0	0	0	0	
Driving Under the Influence	0	0		Theft From Motor Vehicle	0	0	0	0	
Family Offenses (Nonviolent)	0	0		Theft of Motor Vehicle Parts/Accessories	0	0	0	0	
Liquor Law Violations	3	0		All Other Larceny	1	0	0	0	
Trespass of Real Property	0	0		Motor Vehicle Theft	1	1	1	0	
All Other Offenses	0	0		Stolen Property Offenses	0	0	0	0	
Total Group B	3	0		Crimes Against Society					
(*) Offenses are counted using the FBI Units of Count for Crime (**) The 'Arrests' column shows arrests made during the selected period, regardless of incident date. Arrest counts may be higher than incident counts. (***) Negligent Manslaughter now includes the killing of another person associated with driving under the influence, distracted driving (using a cell or smartphone), and reckless driving fatalities.				Drug/Narcotic Violations	0	0	0	0	
				Drug Equipment Violations	1	1	2	0	
				Betting/Wagering	0	0	0	0	
				Operating/Promoting/Assisting Gambling	0	0	0	0	
				Gambling Equipment Violations	0	0	0	0	
				Sports Tampering	0	0	0	0	
				Pornography/Obscene Material	0	0	0	0	
				Prostitution	0	0	0	0	
				Assisting or Promoting Prostitution	0	0	0	0	
				Purchasing Prostitution	0	0	0	0	
				Weapon Law Violations	0	0	0	0	
				Animal Cruelty	0	0	0	0	
				Total Group A Offenses		5	3	4	0



# Ray Police Department – 2024

2024 Population Estimate			715	Offenses (*)		Arrests (**)	
				Reported	Cleared	Adult	Juvenile
Offense Overview				Crimes Against Persons (***)			
Offense Total			0	Murder and Nonnegligent Manslaughter		0	0
Number Cleared			0	Negligent Manslaughter		0	0
Percent Cleared			0.00%	Aggravated Assault		0	0
Group A Crimes per 100,000 population			0.0	Simple Assault		0	0
				Intimidation		0	0
				Stalking		0	0
Arrest Overview				All Rape		0	0
Total Arrests			0	Criminal Sexual Contact		0	0
Adult Arrests			0	Incest		0	0
Juvenile Arrests			0	Statutory Rape		0	0
Unknown Age			0	Commercial Sex Acts		0	0
Arrests per 100,000 population			0.0	Involuntary Servitude		0	0
				Kidnapping/Abduction		0	0
				Crimes Against Property			
Average <u>number</u> offenses/incident			0.00	Arson		0	0
				Bribery		0	0
Domestic Incident Victims				Burglary/Breaking & Entering		0	0
Offense	Reported	Cleared		Counterfeiting/Forgery		0	0
Murder and Nonnegligent Manslaughter	0	0		Destruction/Damage/Vandalism of Property		0	0
Aggravated Assault	0	0		Embezzlement		0	0
Simple Assault	0	0		Extortion/Blackmail		0	0
Intimidation	0	0		False Pretenses/Swindle/Confidence Game		0	0
Stalking	0	0		Credit Card/Automated Teller Machine Fraud		0	0
All Rape	0	0		Impersonation		0	0
Criminal Sexual Contact	0	0		Welfare Fraud		0	0
Incest	0	0		Wire Fraud		0	0
Statutory Rape	0	0		Identity Theft		0	0
Kidnapping/Abduction	0	0		Hacking/Computer Invasion		0	0
Total	0	0		Robbery		0	0
				Pocket-picking		0	0
				Purse-snatching		0	0
Group B Arrests				Shoplifting		0	0
Offense	Adult	Juvenile		Theft From Building		0	0
Curfew/Loitering/Vagrancy Violations	0	0		Theft From Coin Operated Machine or Device		0	0
Disorderly Conduct	0	0		Theft From Motor Vehicle		0	0
Driving Under the Influence	0	0		Theft of Motor Vehicle Parts/Accessories		0	0
Family Offenses (Nonviolent)	0	0		All Other Larceny		0	0
Liquor Law Violations	0	0		Motor Vehicle Theft		0	0
Trespass of Real Property	0	0		Stolen Property Offenses		0	0
All Other Offenses	0	0		Crimes Against Society			
Total Group B	0	0		Drug/Narcotic Violations		0	0
				Drug Equipment Violations		0	0
				Betting/Wagering		0	0
				Operating/Promoting/Assisting Gambling		0	0
				Gambling Equipment Violations		0	0
				Sports Tampering		0	0
				Pornography/Obscene Material		0	0
				Prostitution		0	0
				Assisting or Promoting Prostitution		0	0
				Purchasing Prostitution		0	0
				Weapon Law Violations		0	0
				Animal Cruelty		0	0
				Total Group A Offenses		0	0

(\*) Offenses are counted using the FBI Units of Count for Crime

(\*\*) The 'Arrests' column shows arrests made during the selected period, regardless of incident date. Arrest counts may be higher than incident counts.

(\*\*\*) Negligent Manslaughter now includes the killing of another person associated with driving under the influence, distracted driving (using a cell or smartphone), and reckless driving fatalities.

(\*) Offenses are counted using the FBI Units of Count for Crime

(\*\*) The 'Arrests' column shows arrests made during the selected period, regardless of incident date. Arrest counts may be higher than incident counts.

(\*\*\*) Negligent Manslaughter now includes the killing of another person associated with driving under the influence, distracted driving (using a cell or smartphone), and reckless driving fatalities.

# Rolla Police Department – 2024

2024 Population Estimate			1,148	Offenses (*)		Arrests (**)	
				Reported	Cleared	Adult	Juvenile
Offense Overview			Crimes Against Persons (***)				
Offense Total	54		Murder and Nonnegligent Manslaughter	0	0	0	0
Number Cleared	31		Negligent Manslaughter	0	0	0	0
Percent Cleared	57.41%		Aggravated Assault	2	0	0	0
Group A Crimes per 100,000 population	4,703.8		Simple Assault	13	9	8	0
			Intimidation	5	5	2	0
			Stalking	0	0	0	0
			All Rape	0	0	0	0
Arrest Overview			Criminal Sexual Contact	0	0	0	0
Total Arrests	46		Incest	0	0	0	0
Adult Arrests	46		Statutory Rape	0	0	0	0
Juvenile Arrests	0		Commercial Sex Acts	0	0	0	0
Unknown Age	0		Involuntary Servitude	0	0	0	0
Arrests per 100,000 population	4,007.0		Kidnapping/Abduction	0	0	0	0
			Crimes Against Property				
Average <u>number</u> offenses/incident	1.15		Arson	0	0	0	0
			Bribery	0	0	0	0
Domestic Incident Victims			Burglary/Breaking & Entering	2	2	3	0
Offense	Reported	Cleared	Counterfeiting/Forgery	3	0	0	0
Murder and Nonnegligent Manslaughter	0	0	Destruction/Damage/Vandalism of Property	1	0	0	0
Aggravated Assault	0	0	Embezzlement	0	0	0	0
Simple Assault	7	6	Extortion/Blackmail	1	0	0	0
Intimidation	0	0	False Pretenses/Swindle/Confidence Game	5	5	4	0
Stalking	0	0	Credit Card/Automated Teller Machine Fraud	0	0	0	0
All Rape	0	0	Impersonation	0	0	0	0
Criminal Sexual Contact	0	0	Welfare Fraud	0	0	0	0
Incest	0	0	Wire Fraud	0	0	0	0
Statutory Rape	0	0	Identity Theft	1	1	1	0
Kidnapping/Abduction	0	0	Hacking/Computer Invasion	0	0	0	0
Total	7	6	Robbery	0	0	0	0
Group B Arrests			Pocket-picking	0	0	0	0
Offense	Adult	Juvenile	Purse-snatching	0	0	0	0
Curfew/Loitering/Vagrancy Violations	0	0	Shoplifting	5	2	2	0
Disorderly Conduct	7	0	Theft From Building	1	0	0	0
Driving Under the Influence	2	0	Theft From Coin Operated Machine or Device	0	0	0	0
Family Offenses (Nonviolent)	2	0	Theft From Motor Vehicle	1	1	1	0
Liquor Law Violations	0	0	Theft of Motor Vehicle Parts/Accessories	0	0	0	0
Trespass of Real Property	4	0	All Other Larceny	8	1	1	0
All Other Offenses	5	0	Motor Vehicle Theft	1	1	1	0
Total Group B	20	0	Stolen Property Offenses	1	0	0	0
			Crimes Against Society				
			Drug/Narcotic Violations	0	0	0	0
			Drug Equipment Violations	3	3	2	0
			Betting/Wagering	0	0	0	0
			Operating/Promoting/Assisting Gambling	0	0	0	0
			Gambling Equipment Violations	0	0	0	0
			Sports Tampering	0	0	0	0
			Pornography/Obscene Material	0	0	0	0
			Prostitution	0	0	0	0
			Assisting or Promoting Prostitution	0	0	0	0
			Purchasing Prostitution	0	0	0	0
			Weapon Law Violations	1	1	1	0
			Animal Cruelty	0	0	0	0
			Total Group A Offenses	54	31	26	



# Rugby Police Department – 2024

2024 Population Estimate			2,428	Offenses (*)		Arrests (**)		
Offense Overview				Group A Offenses	Reported	Cleared	Adult	Juvenile
				Crimes Against Persons (***)				
Offense Total		46		Murder and Nonnegligent Manslaughter	0	0	0	0
Number Cleared		8		Negligent Manslaughter	0	0	0	0
Percent Cleared		17.39%		Aggravated Assault	0	0	0	0
Group A Crimes per 100,000 population		1,894.6		Simple Assault	9	3	3	0
				Intimidation	7	4	1	0
				Stalking	1	0	0	0
				All Rape	1	0	0	0
Arrest Overview				Criminal Sexual Contact	4	0	0	0
Total Arrests		28		Incest	0	0	0	0
Adult Arrests		28		Statutory Rape	0	0	0	0
Juvenile Arrests		0		Commercial Sex Acts	0	0	0	0
Unknown Age		0		Involuntary Servitude	0	0	0	0
Arrests per 100,000 population		1,153.2		Kidnapping/Abduction	0	0	0	0
				Crimes Against Property				
Average <u>number</u> offenses/incident		1.21		Arson	1	0	0	0
				Bribery	0	0	0	0
Domestic Incident Victims					Burglary/Breaking & Entering	2	0	0
Offense	Reported	Cleared			Counterfeiting/Forgery	3	0	0
Murder and Nonnegligent Manslaughter	0	0			Destruction/Damage/Vandalism of Property	2	0	0
Aggravated Assault	0	0			Embezzlement	0	0	0
Simple Assault	4	3			Extortion/Blackmail	0	0	0
Intimidation	3	0			False Pretenses/Swindle/Confidence Game	0	0	0
Stalking	0	0			Credit Card/Automated Teller Machine Fraud	0	0	0
All Rape	0	0			Impersonation	0	0	0
Criminal Sexual Contact	0	0			Welfare Fraud	0	0	0
Incest	0	0			Wire Fraud	0	0	0
Statutory Rape	0	0			Identity Theft	0	0	0
Kidnapping/Abduction	0	0			Hacking/Computer Invasion	2	0	0
Total	7	3			Robbery	0	0	0
					Pocket-picking	0	0	0
Group B Arrests					Purse-snatching	0	0	0
Offense	Adult	Juvenile			Shoplifting	0	0	0
Curfew/Loitering/Vagrancy Violations	0	0			Theft From Building	0	0	0
Disorderly Conduct	4	0			Theft From Coin Operated Machine or Device	0	0	0
Driving Under the Influence	11	0			Theft From Motor Vehicle	0	0	0
Family Offenses (Nonviolent)	1	0			Theft of Motor Vehicle Parts/Accessories	1	0	0
Liquor Law Violations	0	0			All Other Larceny	8	0	0
Trespass of Real Property	0	0			Motor Vehicle Theft	5	1	1
All Other Offenses	7	0			Stolen Property Offenses	0	0	0
Total Group B	23	0			Crimes Against Society			
					Drug/Narcotic Violations	0	0	0
					Drug Equipment Violations	0	0	0
					Betting/Wagering	0	0	0
					Operating/Promoting/Assisting Gambling	0	0	0
					Gambling Equipment Violations	0	0	0
					Sports Tampering	0	0	0
					Pornography/Obscene Material	0	0	0
					Prostitution	0	0	0
					Assisting or Promoting Prostitution	0	0	0
					Purchasing Prostitution	0	0	0
					Weapon Law Violations	0	0	0
					Animal Cruelty	0	0	0
					Total Group A Offenses	46	8	5
								0

(\*) Offenses are counted using the FBI Units of Count for Crime  
 (\*\*) The 'Arrests' column shows arrests made during the selected period, regardless of incident date. Arrest counts may be higher than incident counts.  
 (\*\*\*) Negligent Manslaughter now includes the killing of another person associated with driving under the influence, distracted driving (using a cell or smartphone), and reckless driving fatalities.

# Stanley Police Department – 2024

2024 Population Estimate			2,133	Offenses (*)		Arrests (**)	
				Reported	Cleared	Adult	Juvenile
Offense Overview				Crimes Against Persons (***)			
Offense Total	148		Murder and Nonnegligent Manslaughter	1	1	1	0
Number Cleared	75		Negligent Manslaughter	0	0	0	0
Percent Cleared	50.68%		Aggravated Assault	3	1	1	0
Group A Crimes per 100,000 population	6,938.6		Simple Assault	9	5	4	0
			Intimidation	3	0	0	0
			Stalking	0	0	0	0
			All Rape	0	0	0	0
			Criminal Sexual Contact	3	0	0	0
Arrest Overview							
Total Arrests	107		Incest	0	0	0	0
Adult Arrests	104		Statutory Rape	2	1	0	0
Juvenile Arrests	3		Commercial Sex Acts	0	0	0	0
Unknown Age	0		Involuntary Servitude	0	0	0	0
Arrests per 100,000 population	5,016.4		Kidnapping/Abduction	0	0	1	0
			Crimes Against Property				
Average <u>number</u> offenses/incident	1.25		Arson	0	0	0	0
			Bribery	0	0	0	0
Domestic Incident Victims							
Offense	Reported	Cleared	Burglary/Breaking & Entering	1	0	0	0
Murder and Nonnegligent Manslaughter	0	0	Counterfeiting/Forgery	1	0	0	0
Aggravated Assault	1	1	Destruction/Damage/Vandalism of Property	12	2	2	0
Simple Assault	4	2	Embezzlement	1	0	0	0
Intimidation	0	0	Extortion/Blackmail	0	0	0	0
Stalking	0	0	False Pretenses/Swindle/Confidence Game	6	0	0	0
All Rape	0	0	Credit Card/Automated Teller Machine Fraud	4	0	0	0
Criminal Sexual Contact	2	0	Impersonation	1	0	0	0
Incest	0	0	Welfare Fraud	0	0	0	0
Statutory Rape	0	0	Wire Fraud	1	0	0	0
Kidnapping/Abduction	0	0	Identity Theft	2	0	0	0
Total	7	3	Hacking/Computer Invasion	0	0	0	0
Group B Arrests							
Offense	Adult	Juvenile	Robbery	0	0	0	0
Curfew/Loitering/Vagrancy Violations	0	0	Pocket-picking	0	0	0	0
Disorderly Conduct	7	1	Purse-snatching	0	0	0	0
Driving Under the Influence	16	0	Shoplifting	6	1	1	0
Family Offenses (Nonviolent)	0	0	Theft From Building	0	0	0	0
Liquor Law Violations	4	2	Theft From Coin Operated Machine or Device	0	0	0	0
Trespass of Real Property	0	0	Theft From Motor Vehicle	2	0	0	0
All Other Offenses	19	0	Theft of Motor Vehicle Parts/Accessories	0	0	0	0
Total Group B	46	3	All Other Larceny	19	3	5	0
			Motor Vehicle Theft	3	0	0	0
			Stolen Property Offenses	1	1	0	0
			Crimes Against Society				
			Drug/Narcotic Violations	34	30	29	0
			Drug Equipment Violations	28	27	12	0
			Betting/Wagering	0	0	0	0
			Operating/Promoting/Assisting Gambling	0	0	0	0
			Gambling Equipment Violations	0	0	0	0
			Sports Tampering	0	0	0	0
			Pornography/Obscene Material	0	0	0	0
			Prostitution	1	0	0	0
			Assisting or Promoting Prostitution	0	0	0	0
			Purchasing Prostitution	0	0	0	0
			Weapon Law Violations	3	3	2	0
			Animal Cruelty	1	0	0	0
			Total Group A Offenses	148	75	58	0

# Steele Police Department – 2024

2024 Population Estimate		648	Offenses (*)		Arrests (**)		
			Group A Offenses	Reported	Cleared	Adult	Juvenile
Offense Overview			Crimes Against Persons (***)				
Offense Total	15		Murder and Nonnegligent Manslaughter	0	0	0	0
Number Cleared	8		Negligent Manslaughter	0	0	0	0
Percent Cleared	53.33%		Aggravated Assault	0	0	0	0
Group A Crimes per 100,000 population	2,314.8		Simple Assault	2	2	0	0
			Intimidation	0	0	0	0
			Stalking	0	0	0	0
			All Rape	0	0	0	0
Arrest Overview			Criminal Sexual Contact	0	0	0	0
Total Arrests	27		Incest	0	0	0	0
Adult Arrests	25		Statutory Rape	0	0	0	0
Juvenile Arrests	2		Commercial Sex Acts	0	0	0	0
Unknown Age	0		Involuntary Servitude	0	0	0	0
Arrests per 100,000 population	4,166.7		Kidnapping/Abduction	0	0	0	0
			Crimes Against Property				
Average <u>number</u> offenses/incident	1.36		Arson	0	0	0	0
			Bribery	0	0	0	0
Domestic Incident Victims			Burglary/Breaking & Entering	0	0	0	0
Offense	Reported	Cleared	Counterfeiting/Forgery	1	1	0	0
Murder and Nonnegligent Manslaughter	0	0	Destruction/Damage/Vandalism of Property	1	0	0	0
Aggravated Assault	0	0	Embezzlement	0	0	0	0
Simple Assault	0	0	Extortion/Blackmail	0	0	0	0
Intimidation	0	0	False Pretenses/Swindle/Confidence Game	1	1	0	0
Stalking	0	0	Credit Card/Automated Teller Machine Fraud	0	0	0	0
All Rape	0	0	Impersonation	0	0	0	0
Criminal Sexual Contact	0	0	Welfare Fraud	0	0	0	0
Incest	0	0	Wire Fraud	0	0	0	0
Statutory Rape	0	0	Identity Theft	1	1	1	0
Kidnapping/Abduction	0	0	Hacking/Computer Invasion	0	0	0	0
Total	0	0	Robbery	0	0	0	0
			Pocket-picking	0	0	0	0
			Purse-snatching	0	0	0	0
Group B Arrests			Shoplifting	0	0	0	0
Offense	Adult	Juvenile	Theft From Building	0	0	0	0
Curfew/Loitering/Vagrancy Violations	0	0	Theft From Coin Operated Machine or Device	0	0	0	0
Disorderly Conduct	6	0	Theft From Motor Vehicle	0	0	2	0
Driving Under the Influence	1	0	Theft of Motor Vehicle Parts/Accessories	0	0	0	0
Family Offenses (Nonviolent)	0	0	All Other Larceny	4	2	1	0
Liquor Law Violations	3	1	Motor Vehicle Theft	3	0	0	0
Trespass of Real Property	1	0	Stolen Property Offenses	1	0	0	0
All Other Offenses	10	0	Crimes Against Society				
Total Group B	21	1	Drug/Narcotic Violations	0	0	0	0
			Drug Equipment Violations	0	0	0	0
			Betting/Wagering	0	0	0	0
			Operating/Promoting/Assisting Gambling	0	0	0	0
			Gambling Equipment Violations	0	0	0	0
			Sports Tampering	0	0	0	0
			Pornography/Obscene Material	0	0	0	0
			Prostitution	0	0	0	0
			Assisting or Promoting Prostitution	0	0	0	0
			Purchasing Prostitution	0	0	0	0
			Weapon Law Violations	1	1	0	1
			Animal Cruelty	0	0	0	0
			Total Group A Offenses	15	8	4	1
			(*) Offenses are counted using the FBI Units of Count for Crime				
			(**) The 'Arrests' column shows arrests made during the selected period, regardless of incident date. Arrest counts may be higher than incident counts.				
			(***): Negligent Manslaughter now includes the killing of another person associated with driving under the influence, distracted driving (using a cell or smartphone), and reckless driving fatalities.				

(\*) Offenses are counted using the FBI Units of Count for Crime

(\*\*) The 'Arrests' column shows arrests made during the selected period, regardless of incident date. Arrest counts may be higher than incident counts.

(\*\*\*) Negligent Manslaughter now includes the killing of another person associated with driving under the influence, distracted driving (using a cell or smartphone), and reckless driving fatalities.

# Surrey Police Department – 2024

2024 Population Estimate			1,438	Offenses (*)		Arrests (**)		
				Reported	Cleared	Adult	Juvenile	
Offense Overview				Crimes Against Persons (***)				
Offense Total	14		Murder and Nonnegligent Manslaughter		0	0	0	0
Number Cleared	4		Negligent Manslaughter		0	0	0	0
Percent Cleared	28.57%		Aggravated Assault		1	1	1	0
Group A Crimes per 100,000 population	973.6		Simple Assault		2	1	1	0
			Intimidation		1	0	0	0
			Stalking		0	0	0	0
			All Rape		0	0	0	0
Arrest Overview				0 <th>0<th>0<th>0</th></th></th>	0 <th>0<th>0</th></th>	0 <th>0</th>	0	
Total Arrests	5		Criminal Sexual Contact		0	0	0	0
Adult Arrests	4		Incest		0	0	0	0
Juvenile Arrests	1		Statutory Rape		0	0	0	0
Unknown Age	0		Commercial Sex Acts		0	0	0	0
Arrests per 100,000 population	347.7		Involuntary Servitude		0	0	0	0
Average <u>number</u> offenses/incident	1.08		Kidnapping/Abduction		0	0	0	0
			Crimes Against Property					
			Arson		0	0	0	0
			Bribery		0	0	0	0
Domestic Incident Victims								
Offense	Reported	Cleared	Burglary/Breaking & Entering		1	0	0	0
Murder and Nonnegligent Manslaughter	0	0	Counterfeiting/Forgery		0	0	0	0
Aggravated Assault	1	1	Destruction/Damage/Vandalism of Property		0	0	0	0
Simple Assault	2	1	Embezzlement		0	0	0	0
Intimidation	0	0	Extortion/Blackmail		0	0	0	0
Stalking	0	0	False Pretenses/Swindle/Confidence Game		0	0	0	0
All Rape	0	0	Credit Card/Automated Teller Machine Fraud		0	0	0	0
Criminal Sexual Contact	0	0	Impersonation		0	0	0	0
Incest	0	0	Welfare Fraud		0	0	0	0
Statutory Rape	0	0	Wire Fraud		0	0	0	0
Kidnapping/Abduction	0	0	Identity Theft		1	0	0	0
Total	3	2	Hacking/Computer Invasion		0	0	0	0
Group B Arrests								
Offense	Adult	Juvenile	Robbery		0	0	0	0
Curfew/Loitering/Vagrancy Violations	0	0	Pocket-picking		0	0	0	0
Disorderly Conduct	0	0	Purse-snatching		0	0	0	0
Driving Under the Influence	0	0	Shoplifting		1	0	0	0
Family Offenses (Nonviolent)	0	0	Theft From Building		0	0	0	0
Liquor Law Violations	0	0	Theft From Coin Operated Machine or Device		0	0	0	0
Trespass of Real Property	0	0	Theft From Motor Vehicle		0	0	0	0
All Other Offenses	1	0	Theft of Motor Vehicle Parts/Accessories		0	0	0	0
Total Group B	1	0	All Other Larceny		0	0	0	0
(*) Offenses are counted using the FBI Units of Count for Crime (**) The 'Arrests' column shows arrests made during the selected period, regardless of incident date. Arrest counts may be higher than incident counts. (***) Negligent Manslaughter now includes the killing of another person associated with driving under the influence, distracted driving (using a cell or smartphone), and reckless driving fatalities.			Motor Vehicle Theft		1	1	1	0
			Stolen Property Offenses		0	0	0	0
			Crimes Against Society					
			Drug/Narcotic Violations		6	1	0	1
			Drug Equipment Violations		0	0	0	0
			Betting/Wagering		0	0	0	0
			Operating/Promoting/Assisting Gambling		0	0	0	0
			Gambling Equipment Violations		0	0	0	0
			Sports Tampering		0	0	0	0
			Pornography/Obscene Material		0	0	0	0
			Prostitution		0	0	0	0
			Assisting or Promoting Prostitution		0	0	0	0
			Purchasing Prostitution		0	0	0	0
			Weapon Law Violations		0	0	0	0
			Animal Cruelty		0	0	0	0
			Total Group A Offenses		14	4	3	1

(\*) Offenses are counted using the FBI Units of Count for Crime  
 (\*\*) The 'Arrests' column shows arrests made during the selected period, regardless of incident date. Arrest counts may be higher than incident counts.  
 (\*\*\*) Negligent Manslaughter now includes the killing of another person associated with driving under the influence, distracted driving (using a cell or smartphone), and reckless driving fatalities.

# Thompson Police Department – 2024

2024 Population Estimate	1,060				
		Offenses (*)		Arrests (**)	
		Reported	Cleared	Adult	Juvenile
Group A Offenses					
Crimes Against Persons (***)					
Offense Total	0	Murder and Nonnegligent Manslaughter	0	0	0
Number Cleared	0	Negligent Manslaughter	0	0	0
Percent Cleared	0.00%	Aggravated Assault	0	0	0
Group A Crimes per 100,000 population	0.0	Simple Assault	0	0	0
		Intimidation	0	0	0
		Stalking	0	0	0
		All Rape	0	0	0
		Criminal Sexual Contact	0	0	0
		Incest	0	0	0
		Statutory Rape	0	0	0
		Commercial Sex Acts	0	0	0
		Involuntary Servitude	0	0	0
		Kidnapping/Abduction	0	0	0
Crimes Against Property					
		Arson	0	0	0
		Bribery	0	0	0
		Burglary/Breaking & Entering	0	0	0
		Counterfeiting/Forgery	0	0	0
		Destruction/Damage/Vandalism of Property	0	0	0
		Embezzlement	0	0	0
		Extortion/Blackmail	0	0	0
		False Pretenses/Swindle/Confidence Game	0	0	0
		Credit Card/Automated Teller Machine Fraud	0	0	0
		Impersonation	0	0	0
		Welfare Fraud	0	0	0
		Wire Fraud	0	0	0
		Identity Theft	0	0	0
		Hacking/Computer Invasion	0	0	0
		Robbery	0	0	0
		Pocket-picking	0	0	0
		Purse-snatching	0	0	0
		Shoplifting	0	0	0
		Theft From Building	0	0	0
		Theft From Coin Operated Machine or Device	0	0	0
		Theft From Motor Vehicle	0	0	0
		Theft of Motor Vehicle Parts/Accessories	0	0	0
		All Other Larceny	0	0	0
		Motor Vehicle Theft	0	0	0
		Stolen Property Offenses	0	0	0
Crimes Against Society					
		Drug/Narcotic Violations	0	0	0
		Drug Equipment Violations	0	0	0
		Betting/Wagering	0	0	0
		Operating/Promoting/Assisting Gambling	0	0	0
		Gambling Equipment Violations	0	0	0
		Sports Tampering	0	0	0
		Pornography/Obscene Material	0	0	0
		Prostitution	0	0	0
		Assisting or Promoting Prostitution	0	0	0
		Purchasing Prostitution	0	0	0
		Weapon Law Violations	0	0	0
		Animal Cruelty	0	0	0
Total Group A Offenses		0	0	0	0
Group B Arrests					
Offense	Adult	Juvenile			
Curfew/Loitering/Vagrancy Violations	0	0			
Disorderly Conduct	0	0			
Driving Under the Influence	0	0			
Family Offenses (Nonviolent)	0	0			
Liquor Law Violations	0	0			
Trespass of Real Property	0	0			
All Other Offenses	0	0			
Total Group B	0	0			

(\*) Offenses are counted using the FBI Units of Count for Crime  
 (\*\*) The 'Arrests' column shows arrests made during the selected period, regardless of incident date. Arrest counts may be higher than incident counts.  
 (\*\*\*) Negligent Manslaughter now includes the killing of another person associated with driving under the influence, distracted driving (using a cell or smartphone), and reckless driving fatalities.

# Tioga Police Department – 2024

2024 Population Estimate			2,060	Offenses (*)		Arrests (**)		
				Reported	Cleared	Adult	Juvenile	
Offense Overview				Crimes Against Persons (***)				
Offense Total	56		Murder and Nonnegligent Manslaughter	0	0	0	0	
Number Cleared	13		Negligent Manslaughter	0	0	0	0	
Percent Cleared	23.21%		Aggravated Assault	3	2	2	0	
Group A Crimes per 100,000 population	2,718.4		Simple Assault	9	4	3	0	
			Intimidation	0	0	0	0	
			Stalking	2	0	0	0	
			All Rape	0	0	0	0	
Arrest Overview								
Total Arrests	25		Criminal Sexual Contact	0	0	0	0	
Adult Arrests	25		Incest	0	0	0	0	
Juvenile Arrests	0		Statutory Rape	0	0	0	0	
Unknown Age	0		Commercial Sex Acts	0	0	0	0	
Arrests per 100,000 population	1,213.6		Involuntary Servitude	0	0	0	0	
Average <u>number</u> offenses/incident	1.30		Kidnapping/Abduction	3	0	0	0	
			Crimes Against Property					
			Arson	0	0	0	0	
			Bribery	0	0	0	0	
Domestic Incident Victims								
Offense	Reported	Cleared	Burglary/Breaking & Entering	0	0	0	0	
Murder and Nonnegligent Manslaughter	0	0	Counterfeiting/Forgery	0	0	0	0	
Aggravated Assault	1	0	Destruction/Damage/Vandalism of Property	4	1	0	0	
Simple Assault	5	2	Embezzlement	1	0	0	0	
Intimidation	0	0	Extortion/Blackmail	1	0	0	0	
Stalking	0	0	False Pretenses/Swindle/Confidence Game	3	0	0	0	
All Rape	0	0	Credit Card/Automated Teller Machine Fraud	0	0	0	0	
Criminal Sexual Contact	0	0	Impersonation	0	0	0	0	
Incest	0	0	Welfare Fraud	0	0	0	0	
Statutory Rape	0	0	Wire Fraud	0	0	0	0	
Kidnapping/Abduction	0	0	Identity Theft	0	0	0	0	
Total	6	2	Hacking/Computer Invasion	0	0	0	0	
Group B Arrests								
Offense	Adult	Juvenile	Robbery	0	0	0	0	
Curfew/Loitering/Vagrancy Violations	0	0	Pocket-picking	0	0	0	0	
Disorderly Conduct	1	0	Purse-snatching	0	0	0	0	
Driving Under the Influence	12	0	Shoplifting	4	0	0	0	
Family Offenses (Nonviolent)	0	0	Theft From Building	0	0	0	0	
Liquor Law Violations	2	0	Theft From Coin Operated Machine or Device	0	0	0	0	
Trespass of Real Property	0	0	Theft From Motor Vehicle	4	0	0	0	
All Other Offenses	2	0	Theft of Motor Vehicle Parts/Accessories	1	0	0	0	
Total Group B	17	0	All Other Larceny	10	1	0	0	
(*) Offenses are counted using the FBI Units of Count for Crime (**) The 'Arrests' column shows arrests made during the selected period, regardless of incident date. Arrest counts may be higher than incident counts. (***) Negligent Manslaughter now includes the killing of another person associated with driving under the influence, distracted driving (using a cell or smartphone), and reckless driving fatalities.			Motor Vehicle Theft	3	3	0	0	
			Stolen Property Offenses	0	0	0	0	
			Crimes Against Society					
			Drug/Narcotic Violations	3	1	1	0	
			Drug Equipment Violations	3	1	2	0	
			Betting/Wagering	0	0	0	0	
			Operating/Promoting/Assisting Gambling	0	0	0	0	
			Gambling Equipment Violations	0	0	0	0	
			Sports Tampering	0	0	0	0	
			Pornography/Obscene Material	1	0	0	0	
			Prostitution	0	0	0	0	
			Assisting or Promoting Prostitution	0	0	0	0	
			Purchasing Prostitution	0	0	0	0	
			Weapon Law Violations	1	0	0	0	
			Animal Cruelty	0	0	0	0	
			Total Group A Offenses		56	13	8	0

(\*) Offenses are counted using the FBI Units of Count for Crime  
 (\*\*) The 'Arrests' column shows arrests made during the selected period, regardless of incident date. Arrest counts may be higher than incident counts.  
 (\*\*\*) Negligent Manslaughter now includes the killing of another person associated with driving under the influence, distracted driving (using a cell or smartphone), and reckless driving fatalities.



# University of North Dakota PD – 2024

2024 Population Estimate			N/A	Offenses (*)		Arrests (**)	
				Reported	Cleared	Adult	Juvenile
Offense Overview				Crimes Against Persons (***)			
Offense Total	221		Murder and Nonnegligent Manslaughter	0	0	0	0
Number Cleared	49		Negligent Manslaughter	0	0	0	0
Percent Cleared	22.17%		Aggravated Assault	1	1	1	0
Group A Crimes per 100,000 population	N/A		Simple Assault	14	5	5	0
			Intimidation	4	0	0	0
			Stalking	1	0	0	0
			All Rape	0	0	0	0
Arrest Overview			Criminal Sexual Contact	5	3	0	0
Total Arrests	135		Incest	0	0	0	0
Adult Arrests	125		Statutory Rape	0	0	0	0
Juvenile Arrests	10		Commercial Sex Acts	0	0	0	0
Unknown Age	0		Involuntary Servitude	0	0	0	0
Arrests per 100,000 population	N/A		Kidnapping/Abduction	0	0	0	0
			Crimes Against Property				
Average <u>number</u> offenses/incident	1.08		Arson	0	0	0	0
			Bribery	1	0	0	0
Domestic Incident Victims							
Offense	Reported	Cleared	Burglary/Breaking & Entering	0	0	0	0
Murder and Nonnegligent Manslaughter	0	0	Counterfeiting/Forgery	20	9	7	0
Aggravated Assault	1	1	Destruction/Damage/Vandalism of Property	68	4	2	0
Simple Assault	1	1	Embezzlement	0	0	0	0
Intimidation	1	0	Extortion/Blackmail	2	0	0	0
Stalking	0	0	False Pretenses/Swindle/Confidence Game	5	4	4	0
All Rape	0	0	Credit Card/Automated Teller Machine Fraud	1	0	0	0
Criminal Sexual Contact	0	0	Impersonation	0	0	0	0
Incest	0	0	Welfare Fraud	0	0	0	0
Statutory Rape	0	0	Wire Fraud	2	0	0	0
Kidnapping/Abduction	0	0	Identity Theft	4	0	0	0
Total	3	2	Hacking/Computer Invasion	1	0	0	0
Group B Arrests							
Offense	Adult	Juvenile	Robbery	0	0	0	0
Curfew/Loitering/Vagrancy Violations	0	0	Pocket-picking	0	0	0	0
Disorderly Conduct	12	1	Purse-snatching	0	0	0	0
Driving Under the Influence	25	0	Shoplifting	0	0	0	0
Family Offenses (Nonviolent)	0	0	Theft From Building	9	1	0	0
Liquor Law Violations	53	7	Theft From Coin Operated Machine or Device	0	0	0	0
Trespass of Real Property	1	0	Theft From Motor Vehicle	10	0	0	0
All Other Offenses	1	0	Theft of Motor Vehicle Parts/Accessories	0	0	0	0
Total Group B	92	8	All Other Larceny	34	1	0	0
			Motor Vehicle Theft	11	1	0	0
			Stolen Property Offenses	4	0	0	0
			Crimes Against Society				
			Drug/Narcotic Violations	14	12	9	1
			Drug Equipment Violations	9	7	4	1
			Betting/Wagering	0	0	0	0
			Operating/Promoting/Assisting Gambling	0	0	0	0
			Gambling Equipment Violations	0	0	0	0
			Sports Tampering	0	0	0	0
			Pornography/Obscene Material	0	0	0	0
			Prostitution	0	0	0	0
			Assisting or Promoting Prostitution	0	0	0	0
			Purchasing Prostitution	0	0	0	0
			Weapon Law Violations	1	1	1	0
			Animal Cruelty	0	0	0	0
			Total Group A Offenses		221	49	33
						2	

(\*) Offenses are counted using the FBI Units of Count for Crime

(\*\*) The 'Arrests' column shows arrests made during the selected period, regardless of incident date. Arrest counts may be higher than incident counts.

(\*\*\*) Negligent Manslaughter now includes the killing of another person associated with driving under the influence, distracted driving (using a cell or smartphone), and reckless driving fatalities.

(\*) Offenses are counted using the FBI Units of Count for Crime

(\*\*) The 'Arrests' column shows arrests made during the selected period, regardless of incident date. Arrest counts may be higher than incident counts.

(\*\*\*) Negligent Manslaughter now includes the killing of another person associated with driving under the influence, distracted driving (using a cell or smartphone), and reckless driving fatalities.

# Valley City Police Department – 2024

2024 Population Estimate		6,541	Offenses (*)		Arrests (**)		
Offense Overview			Group A Offenses	Reported	Cleared	Adult	Juvenile
			Crimes Against Persons (***)				
Offense Total	225		Murder and Nonnegligent Manslaughter	0	0	0	0
Number Cleared	69		Negligent Manslaughter	0	0	0	0
Percent Cleared	30.67%		Aggravated Assault	9	6	5	1
Group A Crimes per 100,000 population	3,439.8		Simple Assault	54	22	11	1
			Intimidation	22	11	4	0
			Stalking	15	4	0	3
			All Rape	0	0	0	0
Arrest Overview			Criminal Sexual Contact	3	0	0	0
Total Arrests	102		Incest	0	0	0	0
Adult Arrests	81		Statutory Rape	0	0	0	0
Juvenile Arrests	21		Commercial Sex Acts	0	0	0	1
Unknown Age	0		Involuntary Servitude	0	0	0	0
Arrests per 100,000 population	1,559.4		Kidnapping/Abduction	2	2	0	0
Average <u>number</u> offenses/incident			Crimes Against Property				
			Arson	0	0	0	0
Domestic Incident Victims			Bribery	0	0	0	0
			Burglary/Breaking & Entering	6	1	1	0
Offense	Reported	Cleared	Counterfeiting/Forgery	5	0	0	0
Murder and Nonnegligent Manslaughter	0	0	Destruction/Damage/Vandalism of Property	14	1	0	0
Aggravated Assault	6	4	Embezzlement	1	0	0	0
Simple Assault	32	11	Extortion/Blackmail	0	0	0	0
Intimidation	7	6	False Pretenses/Swindle/Confidence Game	4	2	1	0
Stalking	3	0	Credit Card/Automated Teller Machine Fraud	1	0	0	0
All Rape	0	0	Impersonation	1	1	0	0
Criminal Sexual Contact	0	0	Welfare Fraud	0	0	0	0
Incest	0	0	Wire Fraud	1	0	0	0
Statutory Rape	0	0	Identity Theft	6	0	0	0
Kidnapping/Abduction	2	2	Hacking/Computer Invasion	0	0	0	0
Total	50	23	Robbery	1	1	1	0
Group B Arrests			Pocket-picking	0	0	0	0
			Purse-snatching	0	0	0	0
			Shoplifting	3	0	0	0
Offense	Adult	Juvenile	Theft From Building	1	0	0	0
Curfew/Loitering/Vagrancy Violations	0	0	Theft From Coin Operated Machine or Device	0	0	0	0
Disorderly Conduct	4	5	Theft From Motor Vehicle	5	1	1	0
Driving Under the Influence	30	1	Theft of Motor Vehicle Parts/Accessories	0	0	0	0
Family Offenses (Nonviolent)	0	3	All Other Larceny	40	0	0	0
Liquor Law Violations	3	1	Motor Vehicle Theft	7	3	1	0
Trespass of Real Property	1	0	Stolen Property Offenses	2	1	0	0
All Other Offenses	14	5	Crimes Against Society				
Total Group B	52	15	Drug/Narcotic Violations	10	7	4	0
(*) Offenses are counted using the FBI Units of Count for Crime			Drug Equipment Violations	10	6	0	0
			Betting/Wagering	0	0	0	0
(**) The 'Arrests' column shows arrests made during the selected period, regardless of incident date. Arrest counts may be higher than incident counts.			Operating/Promoting/Assisting Gambling	0	0	0	0
			Gambling Equipment Violations	0	0	0	0
(***) Negligent Manslaughter now includes the killing of another person associated with driving under the influence, distracted driving (using a cell or smartphone), and reckless driving fatalities.			Sports Tampering	0	0	0	0
			Pornography/Obscene Material	0	0	0	0
			Prostitution	0	0	0	0
			Assisting or Promoting Prostitution	0	0	0	0
			Purchasing Prostitution	0	0	0	0
			Weapon Law Violations	1	0	0	0
			Animal Cruelty	1	0	0	0
Total Group A Offenses				225	69	29	6



# Wahpeton Police Department – 2024

2024 Population Estimate			7,995	Offenses (*)		Arrests (**)		
				Group A Offenses	Reported	Cleared	Adult	Juvenile
Offense Overview				Crimes Against Persons (***)				
Offense Total		470		Murder and Nonnegligent Manslaughter	0	0	0	0
Number Cleared		224		Negligent Manslaughter	0	0	0	0
Percent Cleared		47.66%		Aggravated Assault	8	6	5	2
Group A Crimes per 100,000 population		5,878.7		Simple Assault	55	39	14	4
				Intimidation	32	22	10	0
				Stalking	4	1	0	0
				All Rape	11	6	1	0
Arrest Overview				Criminal Sexual Contact	7	3	0	0
Total Arrests		360		Incest	0	0	0	0
Adult Arrests		298		Statutory Rape	0	0	0	0
Juvenile Arrests		62		Commercial Sex Acts	6	6	0	0
Unknown Age		0		Involuntary Servitude	2	2	0	0
Arrests per 100,000 population		4,520.8		Kidnapping/Abduction	1	0	1	0
				Crimes Against Property				
Average <u>number</u> offenses/incident		1.12		Arson	2	2	0	0
				Bribery	0	0	0	0
Domestic Incident Victims								
Offense	Reported	Cleared		Burglary/Breaking & Entering	16	3	4	0
Murder and Nonnegligent Manslaughter	0	0		Counterfeiting/Forgery	9	3	3	0
Aggravated Assault	2	2		Destruction/Damage/Vandalism of Property	53	20	8	2
Simple Assault	26	19		Embezzlement	0	0	0	0
Intimidation	1	0		Extortion/Blackmail	0	0	0	0
Stalking	1	1		False Pretenses/Swindle/Confidence Game	16	4	8	0
All Rape	0	0		Credit Card/Automated Teller Machine Fraud	6	0	0	0
Criminal Sexual Contact	0	0		Impersonation	2	1	0	0
Incest	0	0		Welfare Fraud	0	0	0	0
Statutory Rape	0	0		Wire Fraud	8	0	0	0
Kidnapping/Abduction	0	0		Identity Theft	7	2	3	0
Total	30	22		Hacking/Computer Invasion	0	0	0	0
Group B Arrests				Robbery <td>0</td> <td>0</td> <td>0</td> <td>0</td>	0	0	0	0
Offense	Adult	Juvenile		Pocket-picking	0	0	0	0
Curfew/Loitering/Vagrancy Violations	0	0		Purse-snatching	0	0	0	0
Disorderly Conduct	7	3		Shoplifting	45	20	16	1
Driving Under the Influence	38	0		Theft From Building	11	1	1	0
Family Offenses (Nonviolent)	4	6		Theft From Coin Operated Machine or Device	0	0	0	0
Liquor Law Violations	41	3		Theft From Motor Vehicle	20	1	0	1
Trespass of Real Property	1	0		Theft of Motor Vehicle Parts/Accessories	0	0	0	0
All Other Offenses	98	18		All Other Larceny	70	17	10	2
Total Group B	189	30		Motor Vehicle Theft	17	8	4	2
				Stolen Property Offenses	3	2	0	1
				Crimes Against Society				
				Drug/Narcotic Violations	32	31	8	11
				Drug Equipment Violations	20	19	8	6
				Betting/Wagering	0	0	0	0
				Operating/Promoting/Assisting Gambling	0	0	0	0
				Gambling Equipment Violations	0	0	0	0
				Sports Tampering	0	0	0	0
				Pornography/Obscene Material	0	0	0	0
				Prostitution	1	0	0	0
				Assisting or Promoting Prostitution	0	0	0	0
				Purchasing Prostitution	0	0	0	0
				Weapon Law Violations	1	1	1	0
				Animal Cruelty	5	4	4	0
				Total Group A Offenses	470	224	109	32
(*) Offenses are counted using the FBI Units of Count for Crime								
(**) The 'Arrests' column shows arrests made during the selected period, regardless of incident date. Arrest counts may be higher than incident counts.								
(***) Negligent Manslaughter now includes the killing of another person associated with driving under the influence, distracted driving (using a cell or smartphone), and reckless driving fatalities.								

(\*) Offenses are counted using the FBI Units of Count for Crime  
 (\*\*) The 'Arrests' column shows arrests made during the selected period, regardless of incident date. Arrest counts may be higher than incident counts.  
 (\*\*\*) Negligent Manslaughter now includes the killing of another person associated with driving under the influence, distracted driving (using a cell or smartphone), and reckless driving fatalities.

# Watford City Police Department – 2024

2024 Population Estimate	5,949			Offenses (*)		Arrests (**)	
		Group A Offenses		Reported	Cleared	Adult	Juvenile
Offense Overview		Crimes Against Persons (***)					
Offense Total	555	Murder and Nonnegligent Manslaughter		0	0	0	0
Number Cleared	172	Negligent Manslaughter		0	0	0	0
Percent Cleared	30.99%	Aggravated Assault		14	7	8	0
Group A Crimes per 100,000 population	9,329.3	Simple Assault		121	59	27	12
		Intimidation		61	30	6	4
		Stalking		7	0	0	0
		All Rape		4	1	0	0
Arrest Overview		Criminal Sexual Contact		14	4	0	0
Total Arrests	397	Incest		0	0	0	0
Adult Arrests	354	Statutory Rape		3	1	0	0
Juvenile Arrests	43	Commercial Sex Acts		0	0	0	1
Unknown Age	0	Involuntary Servitude		0	0	0	0
Arrests per 100,000 population	6,673.4	Kidnapping/Abduction		1	0	0	0
		Crimes Against Property					
		Arson		0	0	0	0
		Bribery		0	0	0	0
		Burglary/Breaking & Entering		4	0	0	0
		Counterfeiting/Forgery		6	0	0	0
		Destruction/Damage/Vandalism of Property		52	11	2	1
		Embezzlement		0	0	0	0
		Extortion/Blackmail		0	0	0	0
		False Pretenses/Swindle/Confidence Game		27	3	3	0
		Credit Card/Automated Teller Machine Fraud		0	0	0	0
		Impersonation		7	0	0	0
		Welfare Fraud		0	0	0	0
		Wire Fraud		0	0	0	0
		Identity Theft		0	0	0	0
		Hacking/Computer Invasion		0	0	0	0
		Robbery		0	0	0	0
		Pocket-picking		0	0	0	0
		Purse-snatching		0	0	0	0
		Shoplifting		5	2	1	0
		Theft From Building		0	0	0	0
		Theft From Coin Operated Machine or Device		0	0	0	0
		Theft From Motor Vehicle		3	1	0	0
		Theft of Motor Vehicle Parts/Accessories		0	0	0	0
		All Other Larceny		71	1	0	0
		Motor Vehicle Theft		13	0	0	0
		Stolen Property Offenses		1	0	0	0
		Crimes Against Society					
		Drug/Narcotic Violations		67	28	17	4
		Drug Equipment Violations		53	23	12	1
		Betting/Wagering		0	0	0	0
		Operating/Promoting/Assisting Gambling		0	0	0	0
		Gambling Equipment Violations		0	0	0	0
		Sports Tampering		0	0	0	0
		Pornography/Obscene Material		4	0	0	0
		Prostitution		0	0	0	0
		Assisting or Promoting Prostitution		1	0	0	0
		Purchasing Prostitution		0	0	0	0
		Weapon Law Violations		14	1	0	1
		Animal Cruelty		2	0	0	0
		Total Group A Offenses		555	172	76	24
Domestic Incident Victims							
Offense	Reported	Cleared					
Murder and Nonnegligent Manslaughter	0	0					
Aggravated Assault	6	2					
Simple Assault	56	27					
Intimidation	6	3					
Stalking	3	0					
All Rape	2	0					
Criminal Sexual Contact	2	0					
Incest	0	0					
Statutory Rape	1	0					
Kidnapping/Abduction	0	0					
Total	76	32					
Group B Arrests							
Offense	Adult	Juvenile					
Curfew/Loitering/Vagrancy Violations	0	0					
Disorderly Conduct	22	2					
Driving Under the Influence	171	1					
Family Offenses (Nonviolent)	0	0					
Liquor Law Violations	20	6					
Trespass of Real Property	1	1					
All Other Offenses	64	9					
Total Group B	278	19					

(\*) Offenses are counted using the FBI Units of Count for Crime  
 (\*\*) The 'Arrests' column shows arrests made during the selected period, regardless of incident date. Arrest counts may be higher than incident counts.  
 (\*\*\*) Negligent Manslaughter now includes the killing of another person associated with driving under the influence, distracted driving (using a cell or smartphone), and reckless driving fatalities.

# West Fargo Police Department – 2024

2024 Population Estimate			40,915	Offenses (*)		Arrests (**)		
				Group A Offenses	Reported	Cleared	Adult	Juvenile
Offense Overview				Crimes Against Persons (***)				
Offense Total		1,563		Murder and Nonnegligent Manslaughter	1	1	1	0
Number Cleared		778		Negligent Manslaughter	0	0	0	0
Percent Cleared		49.78%		Aggravated Assault	39	21	18	0
Group A Crimes per 100,000 population		3,820.1		Simple Assault	205	118	59	39
				Intimidation	54	32	23	3
				Stalking	14	3	2	0
				All Rape	23	1	0	0
				Criminal Sexual Contact	12	2	0	1
Arrest Overview		943		Incest	0	0	0	0
				Statutory Rape	2	0	0	0
				Commercial Sex Acts	0	0	0	0
				Involuntary Servitude	0	0	0	0
				Kidnapping/Abduction	1	0	2	0
		2,304.8	Crimes Against Property					
				Arson	2	1	1	0
				Bribery	0	0	0	0
				Burglary/Breaking & Entering	94	16	12	3
				Counterfeiting/Forgery	24	11	8	0
Domestic Incident Victims				Destruction/Damage/Vandalism of Property	84	16	3	8
				Embezzlement	3	0	1	0
				Extortion/Blackmail	3	0	0	0
				False Pretenses/Swindle/Confidence Game	61	13	12	0
				Credit Card/Automated Teller Machine Fraud	9	1	2	0
Offense		Reported		Cleared				
Murder and Nonnegligent Manslaughter		0		0				
Aggravated Assault		20		13				
Simple Assault		94		62				
Intimidation		7		5				
Stalking		0		0				
All Rape		0		0				
Criminal Sexual Contact		0		0				
Incest		0		0				
Statutory Rape		0		0				
Kidnapping/Abduction		0		0				
Total		121		80				
Group B Arrests								
Offense			Adult	Juvenile				
Curfew/Loitering/Vagrancy Violations		0		0				
Disorderly Conduct		13		64				
Driving Under the Influence		110		1				
Family Offenses (Nonviolent)		4		0				
Liquor Law Violations		32		5				
Trespass of Real Property		21		5				
All Other Offenses		80		14				
Total Group B		260		89				
(*) Offenses are counted using the FBI Units of Count for Crime								
(**) The 'Arrests' column shows arrests made during the selected period, regardless of incident date. Arrest counts may be higher than incident counts.								
(***) Negligent Manslaughter now includes the killing of another person associated with driving under the influence, distracted driving (using a cell or smartphone), and reckless driving fatalities.								

# Williston Police Department – 2024

2024 Population Estimate			27,211	Offenses (*)		Arrests (**)			
				Group A Offenses	Reported	Cleared	Adult	Juvenile	
Offense Overview				Crimes Against Persons (***)					
Offense Total		2,976		Murder and Nonnegligent Manslaughter		0	0	0	0
Number Cleared		1,357		Negligent Manslaughter		0	0	0	0
Percent Cleared		45.60%		Aggravated Assault		93	60	41	7
Group A Crimes per 100,000 population		10,936.8		Simple Assault		467	283	157	24
				Intimidation		159	61	30	5
				Stalking		28	8	0	0
				All Rape		21	8	3	0
				Criminal Sexual Contact		48	3	0	0
Arrest Overview		3,528		Incest		2	1	0	0
				Statutory Rape		6	3	0	0
				Commercial Sex Acts		0	0	1	0
				Involuntary Servitude		0	0	1	0
				Kidnapping/Abduction		12	7	2	0
		3,335		Crimes Against Property					
				Arson		1	0	0	0
				Bribery		0	0	0	0
				Burglary/Breaking & Entering		94	13	6	0
				Counterfeiting/Forgery		51	6	4	0
		193		Destruction/Damage/Vandalism of Property		218	49	22	9
				Embezzlement		2	2	2	0
				Extortion/Blackmail		2	0	0	0
				False Pretenses/Swindle/Confidence Game		59	18	11	0
				Credit Card/Automated Teller Machine Fraud		21	4	0	0
		0		Impersonation		48	6	1	0
				Welfare Fraud		0	0	0	0
				Wire Fraud		6	0	0	0
				Identity Theft		19	1	0	0
				Hacking/Computer Invasion		0	0	0	0
Arrests per 100,000 population		13,178.5		Robbery		5	1	1	0
				Pocket-picking		0	0	0	0
				Purse-snatching		1	1	1	0
				Shoplifting		141	95	102	4
				Theft From Building		2	1	0	0
Average <u>number</u> offenses/incident		1.27		Theft From Coin Operated Machine or Device		3	1	0	0
				Theft From Motor Vehicle		75	12	11	2
				Theft of Motor Vehicle Parts/Accessories		4	0	0	0
				All Other Larceny		256	40	21	2
				Motor Vehicle Theft		69	12	3	1
Domestic Incident Victims				Stolen Property Offenses		28	15	10	1
				Crimes Against Society					
				Drug/Narcotic Violations		467	319	265	22
				Drug Equipment Violations		481	286	109	3
Offense	Reported	Cleared		Betting/Wagering		0	0	0	0
Murder and Nonnegligent Manslaughter	0	0		Operating/Promoting/Assisting Gambling		0	0	0	0
Aggravated Assault	47	35		Gambling Equipment Violations		0	0	0	0
Simple Assault	327	235		Sports Tampering		0	0	0	0
Intimidation	14	7		Pornography/Obscene Material		19	2	1	0
Stalking	1	0		Prostitution		1	0	0	0
All Rape	3	1		Assisting or Promoting Prostitution		0	0	0	0
Criminal Sexual Contact	10	1		Purchasing Prostitution		0	0	0	0
Incest	1	1		Weapon Law Violations		48	32	15	0
Statutory Rape	0	0		Animal Cruelty		19	7	5	0
Kidnapping/Abduction	8	6		Total Group A Offenses		2,976	1,357	825	80
Total	411	286							
Group B Arrests									
Offense	Adult	Juvenile							
Curfew/Loitering/Vagrancy Violations	0	2							
Disorderly Conduct	62	14							
Driving Under the Influence	357	3							
Family Offenses (Nonviolent)	3	0							
Liquor Law Violations	110	41							
Trespass of Real Property	56	0							
All Other Offenses	1,922	53							
Total Group B	2,510	113							
(*) Offenses are counted using the FBI Units of Count for Crime (**) The 'Arrests' column shows arrests made during the selected period, regardless of incident date. Arrest counts may be higher than incident counts. (***) Negligent Manslaughter now includes the killing of another person associated with driving under the influence, distracted driving (using a cell or smartphone), and reckless driving fatalities.									

# Wishek Police Department – 2024

2024 Population Estimate			837	Offenses (*)		Arrests (**)			
				Group A Offenses	Reported	Cleared	Adult	Juvenile	
Offense Overview				Crimes Against Persons (***)					
Offense Total		17		Murder and Nonnegligent Manslaughter		0	0	0	0
Number Cleared		8		Negligent Manslaughter		0	0	0	0
Percent Cleared		47.06%		Aggravated Assault		1	1	1	0
Group A Crimes per 100,000 population		2,031.1		Simple Assault		3	2	1	1
				Intimidation		3	3	0	1
				Stalking		0	0	0	0
				All Rape		0	0	0	0
Arrest Overview				Criminal Sexual Contact	1	0	0	0	
Total Arrests		7		Incest	0	0	0	0	
Adult Arrests		5		Statutory Rape	0	0	0	0	
Juvenile Arrests		2		Commercial Sex Acts	0	0	0	0	
Unknown Age		0		Involuntary Servitude	0	0	0	0	
Arrests per 100,000 population		836.3		Kidnapping/Abduction	0	0	0	0	
				Crimes Against Property					
Average <u>number</u> offenses/incident		1.31		Arson		0	0	0	0
Domestic Incident Victims				Bribery	0	0	0	0	
Offense	Reported	Cleared		Burglary/Breaking & Entering	0	0	0	0	
Murder and Nonnegligent Manslaughter	0	0		Counterfeiting/Forgery	0	0	0	0	
Aggravated Assault	1	1		Destruction/Damage/Vandalism of Property	1	0	0	0	
Simple Assault	3	2		Embezzlement	0	0	0	0	
Intimidation	3	3		Extortion/Blackmail	0	0	0	0	
Stalking	0	0		False Pretenses/Swindle/Confidence Game	1	0	0	0	
All Rape	0	0		Credit Card/Automated Teller Machine Fraud	0	0	0	0	
Criminal Sexual Contact	0	0		Impersonation	0	0	0	0	
Incest	0	0		Welfare Fraud	0	0	0	0	
Statutory Rape	0	0		Wire Fraud	0	0	0	0	
Kidnapping/Abduction	0	0		Identity Theft	0	0	0	0	
Total	7	6		Hacking/Computer Invasion	0	0	0	0	
Group B Arrests				Robbery	0	0	0	0	
Offense	Adult	Juvenile		Pocket-picking	0	0	0	0	
Curfew/Loitering/Vagrancy Violations	0	0		Purse-snatching	0	0	0	0	
Disorderly Conduct	1	0		Shoplifting	0	0	0	0	
Driving Under the Influence	0	0		Theft From Building	0	0	0	0	
Family Offenses (Nonviolent)	0	0		Theft From Coin Operated Machine or Device	0	0	0	0	
Liquor Law Violations	0	0		Theft From Motor Vehicle	0	0	0	0	
Trespass of Real Property	0	0		Theft of Motor Vehicle Parts/Accessories	0	0	0	0	
All Other Offenses	0	0		All Other Larceny	0	0	0	0	
Total Group B	1	0		Motor Vehicle Theft	0	0	0	0	
				Stolen Property Offenses	0	0	0	0	
				Crimes Against Society					
(*) Offenses are counted using the FBI Units of Count for Crime (**) The 'Arrests' column shows arrests made during the selected period, regardless of incident date. Arrest counts may be higher than incident counts. (***) Negligent Manslaughter now includes the killing of another person associated with driving under the influence, distracted driving (using a cell or smartphone), and reckless driving fatalities.				Drug/Narcotic Violations		3	0	0	0
				Drug Equipment Violations		4	2	2	0
				Betting/Wagering		0	0	0	0
				Operating/Promoting/Assisting Gambling		0	0	0	0
				Gambling Equipment Violations		0	0	0	0
				Sports Tampering		0	0	0	0
				Pornography/Obscene Material		0	0	0	0
				Prostitution		0	0	0	0
				Assisting or Promoting Prostitution		0	0	0	0
				Purchasing Prostitution		0	0	0	0
				Weapon Law Violations		0	0	0	0
				Animal Cruelty		0	0	0	0
				Total Group A Offenses		17	8	4	2

# ND State Highway Patrol – 2024

2024 Population Estimate			N/A	Offenses (*)		Arrests (**)			
				Group A Offenses	Reported	Cleared	Adult	Juvenile	
Offense Overview				Crimes Against Persons (***)					
Offense Total	1,497			Murder and Nonnegligent Manslaughter		0	0	0	0
Number Cleared	1,489			Negligent Manslaughter		4	4	2	0
Percent Cleared	99.47%			Aggravated Assault		12	12	7	0
Group A Crimes per 100,000 population	N/A			Simple Assault		58	58	45	1
				Intimidation		13	13	6	2
				Stalking		0	0	0	0
				All Rape		1	1	0	0
Arrest Overview									
Total Arrests	3,329			Criminal Sexual Contact		2	2	0	0
Adult Arrests	3,159			Incest		0	0	0	0
Juvenile Arrests	170			Statutory Rape		0	0	0	0
Unknown Age	0			Commercial Sex Acts		0	0	1	0
Arrests per 100,000 population	N/A			Involuntary Servitude		0	0	0	0
				Kidnapping/Abduction		0	0	0	0
				Crimes Against Property					
Average <u>number</u> offenses/incident	1.54			Arson		0	0	0	0
				Bribery		0	0	0	0
Domestic Incident Victims									
Offense	Reported	Cleared		Burglary/Breaking & Entering		0	0	0	0
Murder and Nonnegligent Manslaughter	0	0		Counterfeiting/Forgery		16	16	12	1
Aggravated Assault	0	0		Destruction/Damage/Vandalism of Property		10	9	7	0
Simple Assault	5	5		Embezzlement		1	1	0	0
Intimidation	1	1		Extortion/Blackmail		0	0	0	0
Stalking	0	0		False Pretenses/Swindle/Confidence Game		57	56	44	0
All Rape	0	0		Credit Card/Automated Teller Machine Fraud		0	0	0	0
Criminal Sexual Contact	0	0		Impersonation		3	3	2	0
Incest	0	0		Welfare Fraud		0	0	0	0
Statutory Rape	0	0		Wire Fraud		0	0	0	0
Kidnapping/Abduction	0	0		Identity Theft		2	2	3	0
Total	6	6		Hacking/Computer Invasion		0	0	0	0
Group B Arrests									
Offense	Adult	Juvenile		Robbery		0	0	0	0
Curfew/Loitering/Vagrancy Violations	0	0		Pocket-picking		0	0	0	0
Disorderly Conduct	15	0		Purse-snatching		0	0	0	0
Driving Under the Influence	1,097	11		Shoplifting		0	0	0	0
Family Offenses (Nonviolent)	8	0		Theft From Building		1	1	1	0
Liquor Law Violations	547	63		Theft From Coin Operated Machine or Device		0	0	0	0
Trespass of Real Property	3	0		Theft From Motor Vehicle		1	0	0	0
All Other Offenses	493	64		Theft of Motor Vehicle Parts/Accessories		1	1	3	0
Total Group B	2,163	138		All Other Larceny		0	0	0	0
				Motor Vehicle Theft		12	9	5	2
				Stolen Property Offenses		11	10	5	0
				Crimes Against Society					
				Drug/Narcotic Violations		673	672	509	15
				Drug Equipment Violations		586	586	325	11
				Betting/Wagering		0	0	0	0
				Operating/Promoting/Assisting Gambling		0	0	0	0
				Gambling Equipment Violations		0	0	0	0
				Sports Tampering		0	0	0	0
				Pornography/Obscene Material		0	0	0	0
				Prostitution		0	0	0	0
				Assisting or Promoting Prostitution		0	0	0	0
				Purchasing Prostitution		0	0	0	0
				Weapon Law Violations		33	33	19	0
				Animal Cruelty		0	0	0	0
				Total Group A Offenses		1,497	1,489	996	32

## **NIBRS OFFENSE DEFINITIONS**

---



## **NATIONAL INCIDENT-BASED CRIME REPORTING OFFENSE DEFINITIONS**

Offenses in National Incident-Based Reporting System are divided into two groups designated as Group A and Group B crimes. Information on the number of Group A offenses known to law enforcement, the number cleared by arrest or exceptional means, and the number of persons arrested is reported monthly. Arrest data are reported for Group A and Group B offenses.

NOTE: The classifications of these offenses for NIBRS reporting purposes as of 2020 are based on law enforcement investigation as opposed to determination by a court, medical examiner, jury, or other judicial hearing.

### **GROUP ‘A’ OFFENSES:**

#### **ANIMAL CRUELTY**

Offense Code **720** (Crimes Against Society)

Intentionally, knowingly, or recklessly taking an action that mistreats or kills any animal without just cause, such as torturing, tormenting, mutilation, maiming, poisoning, or abandonment. Included are instances of duty to provide care, e.g., shelter, food, water, care if sick or injured; transporting or confining an animal in a manner likely to cause injury or death; causing an animal to fight with another; inflicting excessive or repeated unnecessary pain or suffering, e.g., uses objects to beat or injure an animal. This definition does not include proper maintenance of animals for show or sport; use of animals for food, lawful hunting, fishing or trapping.

#### **ARSON**

Offense Code **200** (Crimes Against Property)

To unlawfully and intentionally damage, or attempt to damage, any real or personal property by fire or incendiary device.

#### **ASSAULT – AGGRAVATED**

Offense Code **13A** (Crimes Against Persons)

An unlawful attack by one person upon another wherein the offender uses or displays a weapon in a threatening manner, or the victim suffers obvious severe or aggravated bodily injury involving apparent broken bones, loss of teeth, possible internal injury, severe laceration, or loss of consciousness.

#### **ASSAULT – SIMPLE**

Offense Code **13B** (Crimes Against Persons)

An unlawful physical attack by one person upon another where neither the offender displays a weapon, nor the victim suffers obvious severe or aggravated bodily injury involving apparent broken bones, loss of teeth, possible internal injury, severe laceration, or loss of consciousness.



## **ASSAULT – INTIMIDATION**

Offense Code **13C** (Crimes Against Persons)

To unlawfully place another person in reasonable fear of bodily harm through the use of threatening words and/or other conduct, but without displaying a weapon or subjecting the victim to actual physical attack.

## **ASSAULT – STALKING**

Offense Code **13D** (Crimes Against Persons)

To engage in an intentional pattern of conduct consisting of two or more acts directed at a specific person which frightens, intimidates, or harasses that person, and which serves no legitimate purpose. The course of conduct must be such as would cause a reasonable person to experience fear, intimidation, or harassment.

**NOTE:** By definition there are no “attempted” assaults, only completed assaults.

## **BRIBERY (Except Sports Bribery)**

Offense Code **510** (Crimes Against Property)

The offering, giving, receiving or soliciting of anything of value (i.e., a bribe, gratuity, or kickback) to sway the judgment or action of a person in a position of trust or influence.

## **BURGLARY/BREAKING AND ENTERING**

Offense Code **220** (Crimes Against Property)

The unlawful entry into a building or other structure with the intent to commit a felony or a theft.

When a hotel, motel, inn or other temporary lodging, or a rental storage facility is burglarized, the number of premises (e.g., rooms, suites, units, storage compartments, etc.) entered must be reported.

Incidental damage resulting from a burglary may be reported under the offense category “Destruction/Damage/Vandalism” if the damage is “substantial”.

## **COUNTERFEITING/FORGERY**

Offense Code **250** (Crimes Against Property)

The altering, copying, or imitation of something, without authority or right, with the intent to deceive or defraud by passing the copy or thing altered or imitated as that which is original or genuine; or the selling, buying, or possession of an altered, copied, or imitated thing with the intent to deceive or defraud.

## **DESTRUCTION/DAMAGE/VANDALISM OF PROPERTY**

Offense Code **290** (Crimes Against Property)

To willfully or maliciously destroy, damage, deface, or otherwise injure real or personal property without the consent of the owner or the person having custody or control of it.

Damage that is incidental to the commission of another offense may be reported separately if the damage is “substantial”, except the incidental damage caused by fighting a fire caused by an arson offense should be indicated as part of the loss caused by burning.

## **DRUG/NARCOTIC VIOLATIONS (Except “DUI)**

Offense Code **35A** (Crimes Against Society)

The unlawful cultivation, manufacture, distribution, sale, purchase, use, possession, transportation or importation of any controlled drug or narcotic substance.

## **DRUG EQUIPMENT VIOLATIONS**

Offense Code **35B** (Crimes Against Society)

The unlawful manufacture, sale, purchase, possession, or transportation of equipment or devices utilized in preparing or using drugs or narcotics

## **EMBEZZLEMENT**

Offense Code **270** (Crimes Against Property)

The unlawful misappropriation by an offender to his/her own use or purpose of money, property, or some other thing of value entrusted to his/her care, custody or control.

## **EXTORTION/BLACKMAIL**

Offense Code **210** (Crimes Against Property)

To unlawfully obtain money, property, or any other thing of value, either tangible or intangible, through the use or threat of force, misuse of authority, threat of criminal prosecution, threat of destruction of reputation or social standing, or through other coercive means.

## **FRAUD – FALSE PRETENSES/SWINDLE/CONFIDENCE GAME**

Offense Code **26A** (Crimes Against Property)

The intentional misrepresentation of existing fact or condition, or the use of some other deceptive scheme or device, to obtain money, goods, or other things of value.

## **FRAUD – CREDIT CARD/AUTOMATIC TELLER MACHINE FRAUD**

Offense Code **26B** (Crimes Against Property)

The unlawful use of a credit (or debit) card or automatic teller machine for fraudulent purposes.

## **FRAUD – IMPERSONATION**

Offense Code **26C** (Crimes Against Property)

Falsely representing one's identity or position, and acting in the character or position thus unlawfully assumed, to deceive others and thereby gain a profit or advantage, enjoy some right or privilege, or subject another person or entity to an expense, charge, or liability that would not have otherwise been incurred.

## **FRAUD – WELFARE FRAUD**

Offense Code **26D** (Crimes Against Property)

The use of deceitful statements, practices, or devices to unlawfully obtain welfare benefits.

## **FRAUD – WIRE FRAUD**

Offense Code **26E** (Crimes Against Property)

The use of an electric or electronic communications facility to intentionally transmit a false and/or deceptive message in furtherance of a fraudulent activity.

## **FRAUD – IDENTITY THEFT**

Offense Code **26F** (Crime Against Property)

Wrongfully obtaining and using another person's personal data (e.g., name, date of birth, Social Security Number, driver's license number, credit card number).

## **FRAUD – HACKING/COMPUTER INVASION**

Offense Code **26G** (Crime Against Property)

Wrongfully gaining access to another person's or institution's computer software, hardware, or network without authorized permissions or security clearances.

## **GAMBLING – BETTING/WAGERING**

Offense Code **39A** (Crimes Against Society)

To unlawfully stake money or something else of value on the happening of an uncertain event or on the ascertainment of a fact in dispute.

## **GAMBLING – OPERATING/PROMOTING/ASSISTING GAMBLING**

Offense Code **39B** (Crimes Against Society)

To unlawfully operate, promote, or assist in the operation of a game of chance, lottery, or other gambling activity.

## **GAMBLING – GAMBLING EQUIPMENT VIOLATIONS**

Offense Code **39C** (Crimes Against Society)

To unlawfully manufacture, sell, buy, possess, or transport equipment, devices, and/or goods used for gambling purposes.

## **GAMBLING – SPORTS TAMPERING**

Offense Code **39D** (Crimes Against Society)

To unlawfully alter, meddle in, or otherwise interfere with a sporting contest or event for the purpose of gaining a gambling advantage.

## **HOMICIDE – MURDER AND NON-NEGLIGENT MANSLAUGHTER**

Offense Code **09A** (Crimes Against Persons)

The willful (non-negligent) killing of one human being by another.

“Assault to Murder” and Attempted Murder” are to be reported as Aggravated Assault.

## **HOMICIDE – NEGLIGENT MANSLAUGHTER**

Offense Code **09B** (Crimes Against Persons)

The killing of another person through negligence. The offense does not include “Vehicular Manslaughter” which is reportable as offense 09E.

## **HUMAN TRAFFICKING – COMMERCIAL SEX ACTS**

Offense Code **64A** (Crime Against Person)

Inducing a person by force, fraud, or coercion to participate in commercial sex acts, or in which the person induced to perform such act(s) has not attained 18 years of age.

## **HUMAN TRAFFICKING – INVOLUNTARY SERVITUDE**

Offense Code **64B** (Crime Against Person)

The obtaining of a person(s) through recruitment, harboring, transportation, or provision, and subjecting such persons by force, fraud, or coercion into involuntary servitude, peonage, debt bondage, or slavery (not to include commercial sex acts).

## **KIDNAPPING/ABDUCTION**

Offense Code **100** (Crimes Against Persons)

The unlawful seizure, transportation, and/or detention of a person against his/her will, or of a minor without the consent of his/her custodial parent(s) or legal guardian(s).

## **LARCENY/THEFT – POCKET-PICKING**

Offense Code **23A** (Crimes Against Property)

The theft of articles from another person's physical possession by stealth where the victim usually does not become immediately aware of the theft.

## **LARCENY/THEFT – PURSE-SNATCHING**

Offense Code **23B** (Crimes Against Property)

The grabbing or snatching of a purse, handbag, etc., from the physical possession of another person.

## **LARCENY/THEFT – SHOPLIFTING**

Offense Code **23C** (Crimes Against Property)

The theft, by someone other than an employee of the victim, of goods or merchandise exposed for sale.

## **LARCENY/THEFT – THEFT FROM BUILDING**

Offense Code **23D** (Crimes Against Property)

A theft from within a building which is either open to the general public or to which the offender has legal access.

## **LARCENY/THEFT – THEFT FROM COIN-OPERATED MACHINE OR DEVICE**

Offense Code **23E** (Crimes Against Property)

A theft from a machine or device that is operated or activated by the use of coins.

## **LARCENY/THEFT – THEFT FROM MOTOR VEHICLE**

Offense Code **23F** (Crimes Against Property)

The theft of articles from a motor vehicle, whether locked or unlocked. (Except "Theft of Motor Vehicle. Parts or Accessories")

## **LARCENY/THEFT – THEFT OF MOTOR VEHICLE PARTS OR ACCESSORIES**

Offense Code **23G** (Crimes Against Property)

The theft of any part or accessory affixed to the interior or exterior of a motor vehicle in a manner which would make the item an attachment of the vehicle or necessary for its operation.

## **LARCENY/THEFT – ALL OTHER LARCENY**

Offense Code **23H** (Crimes Against Property)

All thefts that do not fit any of the definitions of the specific subcategories of Larceny/Theft listed above.

This subcategory includes thefts from fenced enclosures, boats and airplanes. Thefts of animals, lawn mowers, lawn furniture, hand tools, and farm and construction equipment are also included where no break-in of a structure is involved.

## **MOTOR VEHICLE THEFT**

Offense Code **240** (Crimes Against Property)

The theft of a motor vehicle, including automobiles, buses, recreational vehicles, trucks, and other motor vehicles.

## **PORNOGRAPHY/OBSCENE MATERIAL**

Offense Code **370** (Crimes Against Society)

The violation of laws or ordinances prohibiting the manufacture, publishing, sale, purchase, or possession of sexually explicit material, e.g., literature, photographs, etc.

## **PROSTITUTION**

Offense Code **40A** (Crimes Against Society)

To unlawfully engage in sexual relations for profit.

## **PROSTITUTION – ASSISTING OR PROMOTING**

Offense Code **40B** (Crimes Against Society)

To solicit customers or transport persons for prostitution purposes; to own, manage, or operate a dwelling or other establishment for the purpose of providing a place where prostitution is performed; or to otherwise assist or promote prostitution.

## **PROSTITUTION – PURCHASING**

Offense Code **40C** (Crime Against Society)

To purchase or trade anything of value for commercial sex acts.

## **ROBBERY**

Offense Code **120** (Crimes Against Property)

The taking or attempting to take anything of value under confrontational circumstances from the control, custody, or care of another person by force or threat of force or violence and/or by putting the victim in fear of immediate harm.

Because some type of assault is an element of the crime of Robbery, an assault should not be reported as a separate crime as long as it was performed in furtherance of the robbery. However, if the injury results in death, a Homicide Offense must also be reported.

In a bank robbery, the primary victim would be the “Financial Institution,” but the teller toward whom the robber pointed the gun and made a demand should also be reported as a victim.

## **SEX OFFENSES – RAPE** (Except “Statutory Rape”)

Offense Code **11A** (Crimes Against Persons)

The carnal knowledge of a person, without the consent of the victim, including instances where the victim is incapable of giving consent because of his/her age or because of his/her temporary or permanent mental or physical incapacity.

## **SEX OFFENSES – SODOMY**

Offense Code **11B** (Crimes Against Persons)

Oral or anal sexual intercourse with another person, without the consent of the victim, including instances where the victim is incapable of giving consent because of his/her age or because of his/her temporary or permanent mental or physical incapacity.

**(This includes members of the same sex.)**

## **SEX OFFENSES – SEXUAL ASSAULT WITH AN OBJECT**

Offense Code **11C** (Crimes Against Persons)

To use an object or instrument to unlawfully penetrate, however slightly, the genital or anal opening of the body of another person, without the consent of the victim, including instances where the victim is incapable of giving consent because of his/her age or because of his/her temporary or permanent mental or physical incapacity.

## **SEX OFFENSES – FONDLING**

Offense Code **11D** (Crimes Against Persons)

The touching of the private body parts of another person for the purpose of sexual gratification, without consent of the victim including instances where the victim is incapable of giving consent because of his/her age or because of his/her temporary or permanent mental or physical incapacity.

## **SEX OFFENSES, NON-FORCIBLE – INCEST**

Offense Code **36A** (Crimes Against Persons)

Non-forcible sexual intercourse between persons who are related to each other within the degrees wherein marriage is prohibited by law.

## **SEX OFFENSES, NON-FORCIBLE – STATUTORY RAPE**

Offense Code **36B** (Crimes Against Persons)

Non-forcible sexual intercourse with a person who is under the statutory age of consent.

“With the consent of the victim” is an element of Statutory Rape. In addition, there is no force or coercion used in Statutory Rape; the act is not an attack.

## **STOLEN PROPERTY OFFENSES**

Offense Code **280** (Crimes Against Property)

Receiving, buying, selling, possessing, concealing, or transporting any property with the knowledge that it has been unlawfully taken, as by Burglary, Embezzlement, Fraud, Larceny/Theft, Robbery, etc.

## **WEAPON LAW VIOLATIONS**

Offense Code **520** (Crimes Against Society)

The violation of laws or ordinances prohibiting the manufacture, sale, purchase, transportation, possession, concealment, or use of firearms, cutting instruments, explosives, incendiary devices or other deadly weapons.

## **GROUP ‘B’ OFFENSES:**

### **BAD CHECKS\***

Offense Code **90A** (Crimes Against Property)

Knowingly and intentionally writing and/or negotiating checks drawn against insufficient or nonexistent funds. (Except counterfeited or forged checks)

### **CURFEW/LOITERING/VAGRANCY**

Offense Code **90B** (Crimes Against Society)

The violation of a court order, regulation, ordinance, or law requiring the withdrawal of persons from the streets of other specified areas; prohibiting persons from remaining in an area or place in an idle or aimless manner; or prohibiting persons from going from place to place without visible means of support.



## **DISORDERLY CONDUCT**

Offense Code **90C** (Crimes Against Society)

Any behavior that tends to disturb the public peace or decorum, scandalizes the community, or shock the public sense of morality.

## **DRIVING UNDER THE INFLUENCE**

Offense Code **90D** (Crimes Against Society)

Driving or operating a motor vehicle or common carrier while mentally or physically impaired as the result of consuming an alcoholic beverage or using a drug or narcotic. This offense includes being in “Actual Physical Control.”

## **DRUNKENNESS (Except DUI)\***

Offense Code **90E** (This is not a crime.)

To drink alcoholic beverages to the extent that one’s mental faculties and physical coordination are substantially impaired.

## **FAMILY OFFENSE, NON-VIOLENT**

Offense Code **90F** (Crimes Against Persons and Society)

Unlawful, nonviolent acts by a family member (or legal guardian) that threaten the physical, mental, or economic well-being or morals of another family member, and that are not classifiable as other offenses, such as Assault, Incest, Statutory Rape, etc.

This offense includes: Abandonment; Desertion; Neglect; Nonsupport; Nonviolent Abuse; or Non-Violent Cruelty to other family members. It also includes the nonpayment of court-ordered alimony, as long as it is not considered Contempt of Court within the reporting jurisdiction. Do not include victims of these offenses who are taken into custody for their own protection.

## **LIQUOR LAW VIOLATIONS (Except DUI and Drunkenness)**

Offense Code **90G** (Crimes Against Society)

The violation of laws or ordinances prohibiting the manufacture, sale, purchase, transportation, possession, or use of alcoholic beverages.

## **PEEPING TOM\***

Offense Code **90H** (Crimes Against Society)

To secretly look through a window, doorway, keyhole, or other aperture for the purpose of voyeurism.

## **TRESPASS ON REAL PROPERTY**

Offense Code **90J** (Crimes Against Society)

To unlawfully enter land, a dwelling, or other real property.

## **ALL OTHER OFFENSES**

Offense Code **90Z** (Crimes Against Persons, Property and Society)

All crimes that are not Group A offenses and not included in one of the specifically named Group B crime categories listed above.

Traffic offenses, except for Hit and Run, are excluded.

\*Not reportable by FBI/ND in 2022.

# **FULL-TIME LAW ENFORCEMENT EMPLOYEES**

---

**NUMBER OF FULL-TIME LAW ENFORCEMENT EMPLOYEES**  
**REPORTED BY UCR AGENCIES**  
**AS OF OCTOBER 31, 2024**

	Law Enforcement Officers		Civilian Personnel		Total Full-Time			
Agency	Male	Female	Male	Female	Male	Female	Total	Population
Adams SO	4	0	0	1	4	1	5	2183
Barnes SO	8	1	13	2	21	3	24	4292
Valley City PD	12	0	0	2	12	2	14	6541
Benson SO	3	0	1	1	4	1	5	5762
Billings SO	7	0	0	0	7	0	7	913
Medora PD	2	0	0	0	2	0	2	172
Botineau SO	10	2	3	6	13	8	21	6424
Bowman SO	4	0	0	1	4	1	5	1475
Bowman PD	4	0	0	0	4	0	4	1394
Burke SO	5	0	0	0	5	0	5	1772
Powers Lake PD	1	0	0	0	1	0	1	371
Burleigh SO	50	3	7	1	57	4	61	21857
Bismarck PD	120	13	12	18	132	31	163	75546
Lincoln PD	6	0	0	0	6	0	6	4479
Bismarck State PD*	2	1	2	0	4	1	5	0
Cass SO	89	18	38	34	127	52	179	26534
Fargo PD	154	31	3	24	157	55	212	135682
West Fargo PD	70	9	1	12	71	21	92	40915
NDSU PD*	9	5	1	1	10	6	16	0
Cavalier SO	7	0	1	5	8	5	13	3610
Dickey SO	3	0	0	1	3	1	4	2103
Ellendale PD	2	0	0	0	2	0	2	1085
Oakes PD	4	0	0	0	4	0	4	1757
Divide SO	5	0	0	1	5	1	6	2141
Dunn SO	22	0	0	2	22	2	24	3150
Killdeer PD	7	0	0	0	7	0	7	898
Eddy SO	5	0	0	1	5	1	6	2274
Emmons SO	4	1	0	1	4	2	6	3248
Foster SO	3	0	0	0	3	0	3	1343
Carrington PD	4	0	0	0	4	0	4	1987
Golden Valley SO	4	0	0	1	4	1	5	1775
Grand Forks SO	32	2	0	5	32	7	39	12283
Grand Forks PD	80	12	5	11	85	23	108	58848
Northwood PD	0	0	0	0	0	0	0	941
Emerado PD	1	0	0	0	1	0	1	440
Thompson PD	1	0	0	0	1	0	1	1060
UND PD*	18	1	0	1	18	2	20	0
Grant SO	3	1	0	1	3	2	5	2222
Griggs SO	2	1	0	0	2	1	3	2265
Hettinger SO	4	2	0	1	4	3	7	2431
Kidder SO	1	1	0	1	1	2	3	1713
Steele PD	1	0	0	0	1	0	1	648
Lamoure SO	3	0	0	1	3	1	4	3392
Lamoure PD	1	0	0	0	1	0	1	759
Logan SO	3	0	0	0	3	0	3	1890
McHenry SO	8	1	0	0	8	1	9	5136
McIntosh SO	2	1	0	0	2	1	3	1675
Wishek PD	1	1	0	0	1	1	2	837
McKenzie SO	35	6	1	17	36	23	59	8339
Watford City PD	18	8	0	6	18	14	32	5949
McLean SO	26	1	7	9	33	10	43	8528
Garrison PD	3	0	0	0	3	0	3	1463
Mercer SO	12	2	5	9	17	11	28	3109
Beulah PD	5	0	0	1	5	1	6	3027
Hazen PD	3	1	0	0	3	1	4	2275
Morton SO	35	2	2	5	37	7	44	9853
Mandan PD	37	5	3	4	40	9	49	24711

\* Included in City's Population

Agency	Law Enforcement Officers		Civilian Personnel		Total Full-Time			Population
--------	--------------------------	--	--------------------	--	-----------------	--	--	------------

	Male	Female	Male	Female	Male	Female	Total	
Mountrail SO	9	2	3	10	12	12	24	4538
New Town PD	8	2	0	1	8	3	11	2711
Stanley PD	5	1	0	1	5	2	7	2133
Nelson SO	4	0	0	1	4	1	5	3031
Oliver SO	4	0	0	1	4	1	5	1908
Pembina SO	9	0	7	3	16	3	19	4753
Drayton PD	1	0	0	0	1	0	1	1214
Cavalier PD	3	0	0	0	3	0	3	728
Pierce SO	5	0	16	14	21	14	35	1502
Rugby PD	3	1	0	0	3	1	4	2428
Ramsey SO	9	4	0	1	9	5	14	4461
Devils Lake PD	15	4	1	1	16	5	21	7125
Ransom SO	6	0	0	1	6	1	7	3487
Lisbon PD	4	0	0	0	4	0	4	2164
Renville SO	5	2	0	0	5	2	7	2313
Richland SO	14	2	4	20	18	22	40	8801
Wahpeton PD	15	3	0	2	15	5	20	7995
NDSCS PD*	1	1	0	1	1	2	3	0
Rolette SO	10	0	10	7	20	7	27	9987
Dunseith PD	3	0	0	0	3	0	3	603
Rolla PD	2	1	0	0	2	1	3	1148
Sargent SO	6	0	0	1	6	1	7	3811
Sheridan SO	3	0	0	0	3	0	3	1286
Sioux SO	1	0	0	0	1	0	1	3617
Slope SO	1	0	0	0	1	0	1	674
Stark SO	25	4	0	5	25	9	34	8275
Dickinson PD	36	8	3	21	39	29	68	24910
Steele SO	3	0	0	0	3	0	3	1803
Stutsman SO	10	2	1	2	11	4	15	5988
Jamestown PD	24	4	0	4	24	8	32	15651
Towner SO	4	1	0	1	4	2	6	2021
Traill SO	8	2	0	4	8	6	14	7991
Walsh SO	13	1	6	3	19	4	23	6347
Grafton PD	6	0	0	1	6	1	7	4027
Ward SO	35	7	33	28	68	35	103	17598
Kenmare PD	2	0	0	0	2	0	2	901
Minot PD	58	13	4	27	62	40	102	47041
Burlington PD	2	1	0	0	2	1	3	1312
Surrey PD	2	1	0	0	2	1	3	1438
Berthold PD	1	0	0	0	1	0	1	461
Wells SO	3	1	0	1	3	2	5	2311
Harvey PD	2	0	0	0	2	0	2	1587
Williams SO	40	6	15	34	55	40	95	9025
Tioga PD	4	1	0	1	4	2	6	2060
Williston PD	58	7	1	16	59	23	82	27211
Ray PD	1	0	0	0	1	0	1	715
Highway Patrol	161	7	9	23	170	30	200	0
<b>Total</b>	<b>1609</b>	<b>221</b>	<b>218</b>	<b>423</b>	<b>1827</b>	<b>644</b>	<b>2,471</b>	<b>796568</b>

\* Included in City's Population