

Office of Attorney General

Bureau of Criminal Investigation

Crime in North Dakota, 2020

**Wayne Stenehjem
Attorney General**

**Prepared by
Colleen Weltz
NIBRS/UCR Program Manager
2021**

INTRODUCTION

The North Dakota Incident-Based Reporting (ND IBR) program involves the collection, compilation, and analysis of crime and arrest statistics reported by the various local law enforcement agencies throughout the state. Fifty-three sheriff departments, 50 police departments, 10 Task Forces and the ND Highway Patrol reported to the ND IBR program in 2020.

Every effort is taken to include the homicide offenses/arrests that occur on the Tribal Law Enforcement jurisdictions. Tribal law enforcement agencies do not participate in the state ND IBR program.

INCIDENT-BASED REPORTING: North Dakota law enforcement agencies use a standard incident form or RMS software to collect data on each incident reported to their respective agencies. Data collected includes: type of incident, where and when the incident took place, victim characteristics, suspect/arrestee characteristics, property involved in the incident, etc.

To allow for comparison among several geographic or jurisdictional areas with differing populations or to allow comparisons across time in an area undergoing population fluctuations, the ND IBR program provides for the calculation of crime rates to remove any potential biases created by population differences. Because a rate relates the incidence of activity to population, it is possible to measure annual fluctuations in criminal activity by comparing rates of crime reported in any given year with those reported in other years. National publications report crime rates calculated based on the number of reported offenses per 100,000 population. This publication provides crime rate information calculated in the same manner.

Trends

The 2020 Crime in North Dakota is based solely upon incident data. Data submitted by ND IBR to the FBI is converted from incident based statistics to the summary system of reporting. In the FBI data, only the most serious of the eight Index crimes are reported. The number of victims is counted in the most serious offenses of homicide, assault, kidnapping or rape. We strongly discourage attempting to compare the ND IBR data to any previously UCR Summary data released by North Dakota or the FBI in the Crime in the United States publications. The data sets are not comparable due to the number of types of crimes reported and that all offenses in the incident are reported in ND IBR.

Differences between ND IBRS and FBI released data

The Crime in North Dakota 2020 is a crime statistic publication using the National Incident-Based Reporting System (NIBRS). There are important factors that must be considered when reading or using this report as well as crime statistic reports available from the FBI or other sources:

1. The 2020 data used to compile this report are based on a “snapshot” of the ND state repository database as of April 29th, 2021. In NIBRS, there are no “fixed” statistics because law enforcement agencies update their incidents as new information becomes available.

2. The data used in this report are based on the NIBRS method of submitting crime statistics. It is more comprehensive and detailed than the Summary Reporting System used in the past so the statistics in NIBRS and Summary Reporting should not be compared.
3. The data displayed in this report should not be compared to the FBI Crime in the US 2020 report which will be published later this year. Even though North Dakota forwards the crime data submitted via NIBRS to the FBI, the FBI converts that data to the Summary Reporting System and the offenses are counted differently.
4. The data displayed per agency in this report should not be used to compare to other agencies or compile “ranking” of cities and counties. There are several variables which contribute to crime in a particular jurisdiction, including the demographics/economics/cultural make-up of the population, the local industrial/economic base, its dependence upon neighboring jurisdictions, the transportation system, its economic dependence on non-residents (such as tourists, shoppers, or other day-time visitors), and its proximity to military installations, correctional facilities, universities/colleges, or state hospitals.

Classification of Offenses

All offenses are classified on the basis of law enforcement investigation in accordance with national NIBRS offense definitions and are not necessarily identical to the NDCC definitions. Because NIBRS identifies and tallies law enforcement contact, offense classifications are not based on filings of the prosecutor, court, medical examiner, jury, or other judicial or subsequent findings.

National Incident-Based Reporting System (NIBRS)

NIBRS divides offenses into two (2) categories of offenses designated as Group A - Incident and Group B -Arrest.

1. The Group A offenses collected in the NIBRS program are: Animal Cruelty; Arson; Assaults; Bribery; Burglary; Counterfeiting/Forgery; Destruction/Damage/Vandalism of Property; Drug/Narcotic Offenses; Embezzlement; Extortion/Blackmail; Frauds; Gambling Offenses; Homicide Offenses; Human Trafficking Offenses; Kidnapping/Abduction; Larceny/Theft Offenses; Motor Vehicle Theft; Pornography/Obscene Material Offenses; Prostitution Offenses; Robbery; Sex Offenses; Non-Forcible Sex Offenses; Stolen Property Offense and; Weapon Law Violations. Group A offenses include statistical data on the incident, all offenses committed, property involved, weapons involved, victim and offender demographics, arrest information, and clearance status.
2. Group B offenses, for which only arrest data are collected, include: Bad Checks; Curfew/Vagrancy Violations; Disorderly Conduct; Driving Under the Influence; Non-Violent Family Offenses; Liquor Law Violations; Peeping Tom; Trespass of Real Property; and All Other Non-Traffic Offenses.

Counting Offenses

For counting purposes, agencies should count one offense for each victim of a Crimes Against Persons, one offense for each distinct operation of a Crimes Against Property (with the exception of motor vehicle theft, where one offense is counted for each stolen vehicle), and one offense for each Crimes Against Society. All crimes committed within the same incident by the same person or group of persons, without a significant time or space interval separating them, are reported in NIBRS - a hierarchy rule does not exist as it does in Summary Reporting. For example, if a rape case involves crimes of motor vehicle theft and kidnapping, all crimes are reported. However, if a crime is an inherent part of another crime, only one crime may be appropriately reported. For example, larceny is inherent in the crime of burglary and would not be reported as a separate crime in the incident; however, if the suspect, upon leaving the residence, takes items outside the structure, larceny would be reported as a second crime. As another example, assault is an element in robbery and would not be reported as a crime separately from the robbery; however, if the suspect forces the victim to engage in a sexual act, both a robbery and sex offense would be reported because a sexual act is not an element of robbery.

Arrests

In NIBRS, the law enforcement agencies collect detailed data elements related to incidents and arrests. The Group A - Incident Reports are comprised of segments (Administrative, Offense, Property, Victim, Offender, and Arrestee) and within the segments are multiple data elements identifying the incident, such as originating agency identifier (ORI), incident number, date, location, offense, demographics, and other relevant segment categories. Therefore, unlike Summary Reporting, NIBRS arrests and clearances can be submitted as updates to the Group A - Incidents reported.

Clearances

In NIBRS, clearances are based on the incident-level rather than the offense-level. If one offense within an incident is cleared, all offenses in that incident are cleared. Likewise, the arrest of one offender in an incident will clear it even if other offenders have not been arrested yet. Clearances by arrest are automatically created when an Arrest Segment is submitted with a Group A - Incident. An incident cannot be cleared exceptionally if there has been an arrest. Not all crimes are cleared within the calendar year in which the offense occurs.

Clearances by Exceptional Means allow an agency to clear an incident without an arrest. The criteria include: 1) the identity of at least one offender must be known; 2) sufficient probable cause must have been developed to support the arrest and prosecution of the offender; 3) the offender's exact location must be known, and; 4) there must be a reason, outside of law enforcement's control, which prevents the arrest. For example, the death of the offender or the offender is in the custody of another jurisdiction.

TABLE OF CONTENTS

Introduction	1
Table of Contents.....	4
North Dakota Crime Summary, 2020	5
Statewide Analysis.....	6
Group A Offenses	9
Crimes Against Persons	16
Crimes Against Property	21
Crimes Against Society	23
Group B Offenses	25
Arrests in 2020	28
Arrests 2016-2020	37
Drug/Narcotics Analysis	45
DUI Arrest Analysis	49
Crime Summary by Reporting County Sheriff's Office	51
Crime Summary by Reporting Police Department	105
NIBRS Offense Definitions	160
Full-Time Law Enforcement Employees	172

NORTH DAKOTA CRIME SUMMARY, 2020

In 2020, 49,579 Group A offenses were reported by local law enforcement agencies. This is an increase of 3.6 percent from the total of 47,871 reported in 2019.

The Census Bureau estimate of North Dakota's population for 2020 is 765,309. The crime rate per 100,000 population for 2020 is 6478.3. The crime rate for 2019 was 6281.8 per 100,000 population. This is a 3.1 percent increase in the crime rate of the Group A offenses.

The total number of reported Crimes Against Persons (e.g. murder, rape, and assaults) was 10,815. This represents an increase of 2.6 percent from the total of 10,539 reported in 2019. In 2018, 10,310 Crimes Against Persons were reported.

Crimes Against Persons offenses comprised 22 percent of reported Group A crime offenses in North Dakota in 2020.

Collectively, Crimes Against Property (e.g. burglary, robbery, larceny/theft and motor vehicle theft) increased by 7.9 percent from 23,868 reported in 2019 to 25,744 reported in 2020.

Crimes Against Property accounted for 52 percent of total Group A crime offenses reported in 2020.

In 2020, the total number of Crimes Against Society (e.g. drug/narcotics violations, drug equipment violations, and weapon violations) reported 13,020. This is a decrease of 3.3 percent from 2019 total of 13,464. In 2018, 14,024 Crimes Against Society were reported.

North Dakota law enforcement agencies reported 29,407 arrests in 2020. A total of 32,489 arrests was reported in 2019.

In 2020, juvenile arrests accounted for 11.6 percent of the total arrests.

The number of reported arrests in 2020 for DUI decreased to 4,175 from 4,828 reported in 2019.

Arrests for Drug/Narcotics Violations decreased 14.9 percent from a 2019 total of 5,009 to 4,262 in 2020.

STATEWIDE CRIME ANALYSIS

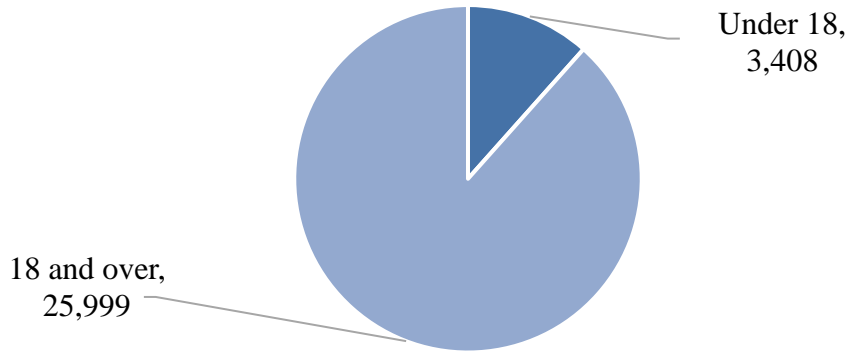
North Dakota Statewide – 2020

2020 Population Estimate		765,309		Offenses (*)		Arrests (**)	
Offense Overview				Reported	Cleared	Adult	Juvenile
Offense Total	49,579						
Number Cleared	20,763						
Percent Cleared	41.88%						
Group A Crimes per 100,000 population	6,478.3						
Arrest Overview							
Total Arrests	29,407						
Adult Arrests	25,999						
Juvenile Arrests	3,408						
Unknown Age	0						
Arrests per 100,000 population	3,842.5						
Average number offenses/incident	1.23						
Domestic Incident Victims							
Offense	Reported	Cleared					
Murder and Nonnegligent Manslaughter	12	11					
Aggravated Assault	726	503					
Simple Assault	3,934	2,109					
Intimidation	409	248					
Stalking	141	22					
Rape	89	29					
Sodomy	19	7					
Sexual Assault With An Object	2	2					
Fondling	131	42					
Incest	2	0					
Statutory Rape	8	3					
Kidnapping/Abduction	79	62					
Total	5,552	3,038					
Group B Arrests							
Offense	Adult	Juvenile					
Bad Checks	20	0					
Curfew/Loitering/Vagrancy Violations	4	170					
Disorderly Conduct	710	429					
Driving Under the Influence	4,127	48					
Drunkenness	0	0					
Family Offenses (Nonviolent)	98	230					
Liquor Law Violations	2,166	449					
Peeping Tom	0	0					
Runaway	0	0					
Trespass of Real Property	916	34					
All Other Offenses	4,543	451					
Total Group B	12,584	1,811					
Group A Offenses							
Crimes Against Persons (***)							
Murder and Nonnegligent Manslaughter				32	28	29	0
Negligent Manslaughter				10	4	4	0
Aggravated Assault				1,371	805	599	45
Simple Assault				6,180	3,103	1,910	333
Intimidation				1,528	806	408	75
Stalking				558	74	28	4
Kidnapping/Abduction				135	92	24	1
Rape				316	67	31	8
Sodomy				50	17	4	4
Sexual Assault With An Object				10	3	1	0
Fondling				540	129	39	21
Incest				4		2	0
Statutory Rape				68	19	16	5
Commercial Sex Acts				11	3	0	0
Involuntary Servitude				2	1	0	0
Crimes Against Property							
Arson				88	29	14	4
Bribery				0	0	0	0
Burglary/Breaking & Entering				2,832	446	292	49
Counterfeiting/Forgery				719	155	157	8
Destruction/Damage/Vandalism of Property				4,536	847	323	155
Embezzlement				114	45	33	3
Extortion/Blackmail				46	5	4	2
False Pretenses/Swindle/Confidence Game				1,169	443	349	21
Credit Card/Automated Teller Machine Fraud				362	61	16	2
Impersonation				518	72	75	5
Welfare Fraud				21	1	0	0
Wire Fraud				116	2	0	2
Identity Theft				1,412	93	57	1
Hacking/Computer Invasion				49	2	0	0
Robbery				145	57	56	7
Pocket-picking				16	1	1	0
Purse-snatching				8	2	0	0
Shoplifting				2,401	1,319	1,247	135
Theft From Building				836	107	70	13
Theft From Coin Operated Machine or Device				27	0	0	0
Theft From Motor Vehicle				1,754	213	108	31
Theft of Motor Vehicle Parts/Accessories				373	11	5	1
All Other Larceny				5,636	794	571	58
Motor Vehicle Theft				1,911	411	220	62
Stolen Property Offenses				655	440	303	36
Crimes Against Society							
Drug/Narcotic Violations				6,095	4,766	3,938	324
Drug Equipment Violations				5,961	4,732	2,172	156
Betting/Wagering				0	0	0	0
Operating/Promoting/Assisting Gambling				6	0	0	0
Gambling Equipment Violations				1	0	0	0
Sports Tampering				0	0	0	0
Pornography/Obscene Material				194	39	18	13
Prostitution				5	1	4	0
Assisting or Promoting Prostitution				12	7	7	0
Purchasing Prostitution				17	8	3	0
Weapon Law Violations				641	484	267	13
Animal Cruelty				88	19	10	0
Total Group A Offenses				49,579	20,763	13,415	1,597

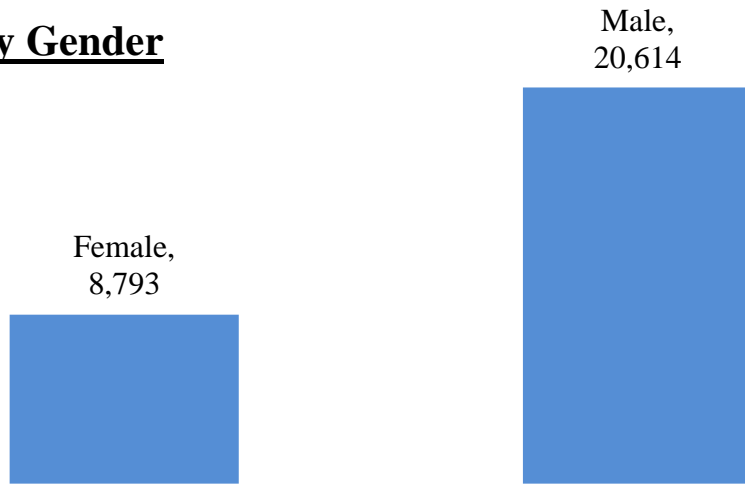
(*) Offenses are counted using the FBI Units of Count for Crime
 (**) The 'Arrests' column shows arrests made during the selected period, regardless of incident date. Arrest counts may be higher than incident counts.
 (***) Negligent Manslaughter now includes the killing of another person associated with driving under the influence, distracted driving (using a cell or smartphone), and reckless driving fatalities.

Statewide Total Arrests Reported, 2020

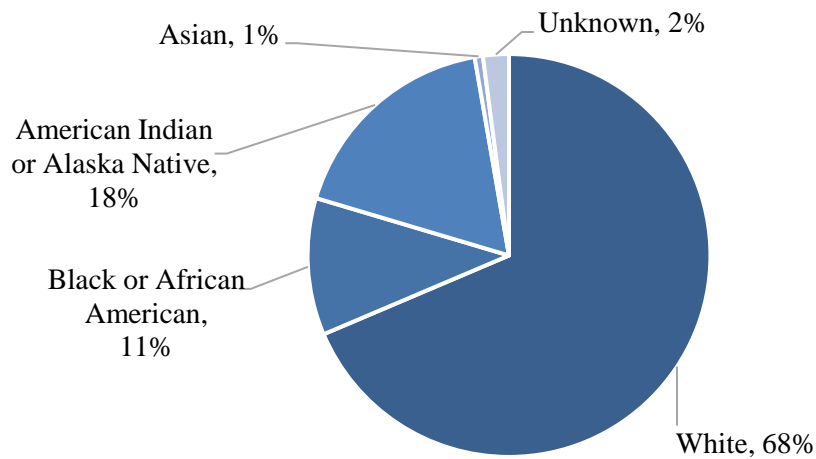
Arrests by Age Group



Arrests by Gender



Arrests by Race



Group A Offenses

Group A offenses includes the crimes of Animal Cruelty; Arson; Assaults; Bribery; Burglary; Counterfeiting/Forgery; Homicide Offenses; Destruction/Damage/Vandalism of Property; Drug/Narcotic Offenses; Embezzlement; Extortion/Blackmail; Fraud; Gambling Offenses; Robbery; Kidnapping/Abduction; Larceny/Theft Offenses; Motor Vehicle Theft; Pornography/Obscene Material Offenses; Human Trafficking Offenses; Prostitution Offenses; Sex Offenses; Non-Forcible Sex Offenses; Stolen Property Offenses and; Weapon Law Violations.

In 2020, 49,579 Group A offenses were reported by local law enforcement agencies. This is an increase of 3.6 percent from the total of 47,871 reported in 2019.

The Census Bureau estimate of North Dakota's population for 2020 is 765,309. Based on that total, the crime rate per 100,000 population for 2020 was 6478.3, as compared to 6281.8 for 2019.

Nearly 42 percent of Group A crime offenses were reported as cleared by arrest or exceptional means. The NIBRS program defines an offense as "cleared" by law enforcement when at least one person is arrested, charged with the commission of the offense, and turned over to the court for prosecution. Several crimes may be cleared by the arrest of one person, while the arrests of many persons may clear only one offense. Law enforcement agencies may clear a crime by exceptional means when some element beyond law enforcement control precludes the placing of formal charges against the offender. Examples of circumstances that allow such clearances are the death of the offender (suicide, justifiably killed by police or private citizen, etc.); the victim's refusal to cooperate with prosecution after the offender has been identified; or the denial of extradition.

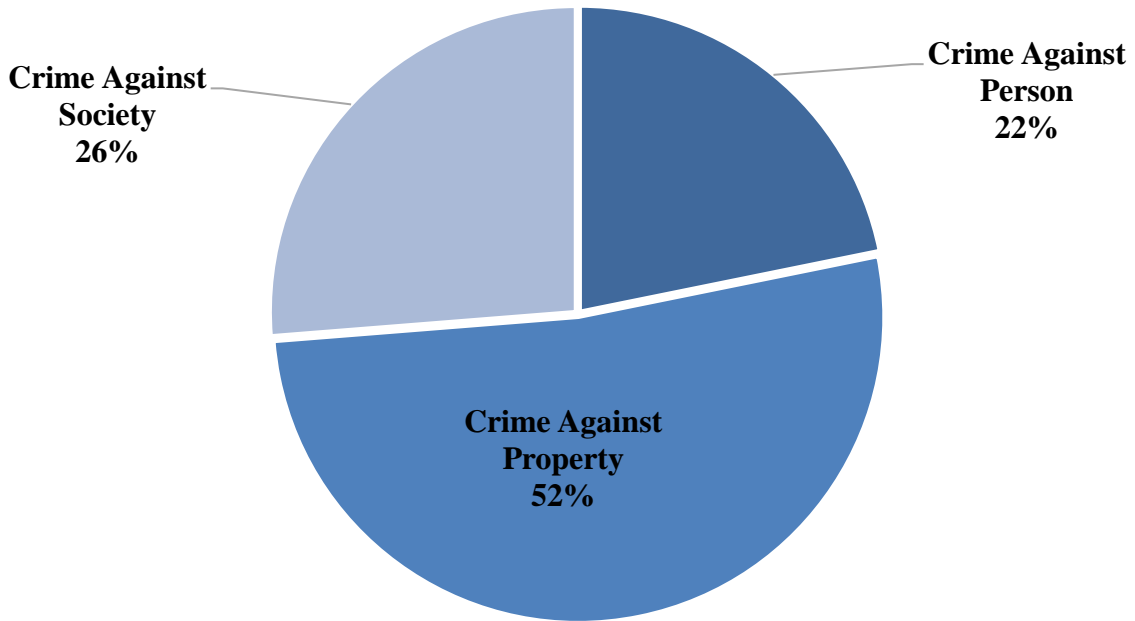
In 2020, 15,012 arrests were reported for Group A crime offenses. Of that total, 10.6 percent were arrests of juveniles.

More than \$38.2 million worth of property was reported stolen in 2020, with 35.8 percent of that amount reported as recovered by law enforcement officials.

Group A Offense Summary

Year	Population	Group A Offense Total	% Change in Number from Previous Year	Crime Rate per 100,000 Population	% Change in Rate from Previous Year	Percent Cleared
2016	757,952	48,115	-0.4%	6348.0	-0.5%	43.7%
2017	755,393	48,148	0.1	6373.9	0.4	45.7
2018	760,077	48,188	0.1	6339.9	-0.5	46.9
2019	762,062	47,871	-0.7	6281.8	-0.9	46.1
2020	765,309	49,579	3.6	6478.3	3.1	41.9

Group 'A' Offenses - 2020



Crimes Against Persons

Murder
 Negligent Manslaughter
 Rape
 Sodomy
 Sexual Assault w/Object
 Fondling
 Aggravated Assault
 Simple Assault
 Intimidation
 Stalking
 Kidnapping/Abduction
 Human Trafficking Offenses*⁺
 Incest
 Statutory Rape

Crimes Against Property

Robbery
 Burglary/Breaking & Entering
 Larceny/Theft Offenses*
 Motor Vehicle Theft
 Arson
 Destruction of Property
 Counterfeiting/Forgery
 Fraud Offenses*⁺
 Embezzlement
 Extortion/Blackmail
 Bribery
 Stolen Property Offense

Crimes Against Society

Animal Cruelty⁺
 Drug/Narcotic Violations
 Drug Equipment Violations
 Gambling Offenses*
 Pornography
 Prostitution Offenses*
 Weapon Law Violations

*Specific offenses exist within the crime category.

⁺ Data collection for certain offenses began in 2016.

**Comparison of Group A Offenses Reported,
2019-2020**

Group A Offenses	2019	2020	Percent Change
Crimes Against Persons			
Murder	26	32	23.1%
Negligent Manslaughter	2	10	400.0
Kidnapping/Abduction	121	135	11.6
Rape	350	316	-9.7
Sodomy	44	50	13.6
Sexual Assault w/Object	12	10	-16.7
Fondling	540	540	0.0
Incest	8	4	-50.0
Statutory Rape	56	68	21.4
Aggravated Assault	1,251	1,371	9.6
Simple Assault	6,062	6,180	1.9
Intimidation	1,470	1,528	3.9
Stalking	593	558	-5.9
Commercial Sex Acts	4	11	175.0
Involuntary Servitude		2	
Crimes Against Property			
Arson	83	88	6.0
Bribery	6		-100.0
Burglary	2,525	2,832	12.2
Counterfeiting/Forgery	1,092	719	-34.2
Destruction/Damage/Vandalism	4,254	4,536	6.6
Embezzlement	119	114	-4.2
Extortion/Blackmail	23	46	100.0
False Pretenses	1,040	1,169	12.4
Credit Card/ATM Fraud	384	362	-5.7
Impersonation	402	518	28.9
Welfare Fraud	2	21	950.0
Wire Fraud	114	116	1.8
Identity Theft	516	1,412	173.6
Hacking/Computer Invasion	39	49	25.6
Motor Vehicle Theft	1,669	1,911	14.5
Robbery	176	145	-17.6
Stolen Property Offenses	593	655	10.5
Pocket-picking	2	16	700.0
Purse-snatching	8	8	0.0
Shoplifting	2,431	2,401	-1.2
Theft From Building	916	836	-8.7
Theft From Coin Machine	56	27	-51.8
Theft From Motor Vehicle	1,532	1,754	14.5
Theft of Motor Vehicle Parts	164	373	127.4
All Other Larceny/Theft	5,722	5,636	-1.5

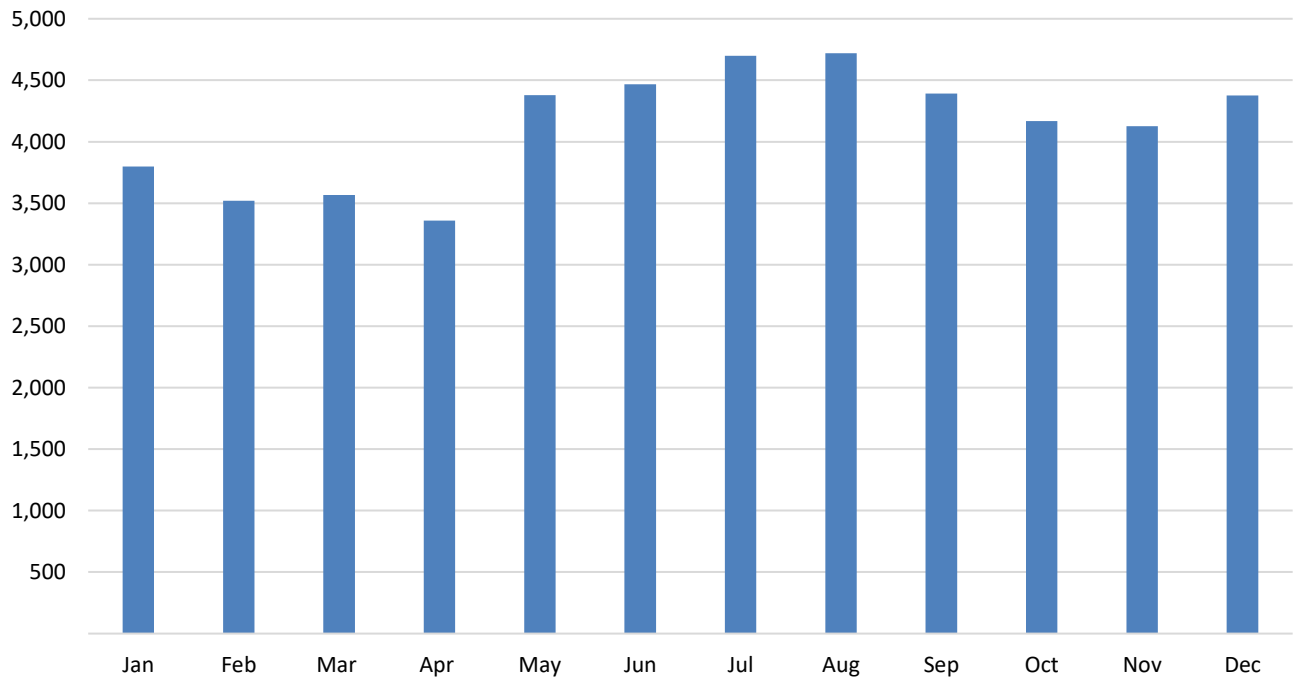
**Comparison of Group A Offenses Reported,
2019-2020
Continued**

Group A Offenses	2019	2020	Percent Change
Crimes Against Society			
Animal Cruelty	100	88	-12.0%
Drug/Narcotic Violations	6,444	6,095	-5.4
Drug Equipment Violations	6,087	5,961	-2.1
Betting/Wagering			
Gambling Equipment Violations	1	6	500.0
Operating/Promoting Gambling	1	1	0.0
Sports Tampering			
Pornography/Obscene Material	178	194	9.0
Prostitution	14	5	-64.3
Prostitution - Assisting/Promoting	13	12	-7.7
Purchasing Prostitution	17	17	0.0
Weapon Law Violations	609	641	5.3
Total Group A Offenses	47,871	49,579	3.6

**“Top Five” Locations for
Group A Offenses to Occur:**

1. Residence/Home
2. Highway/Road Alley/Street
3. Department/Discount Stores
4. Parking Lots/Parking Garages
5. Hotel/Motels

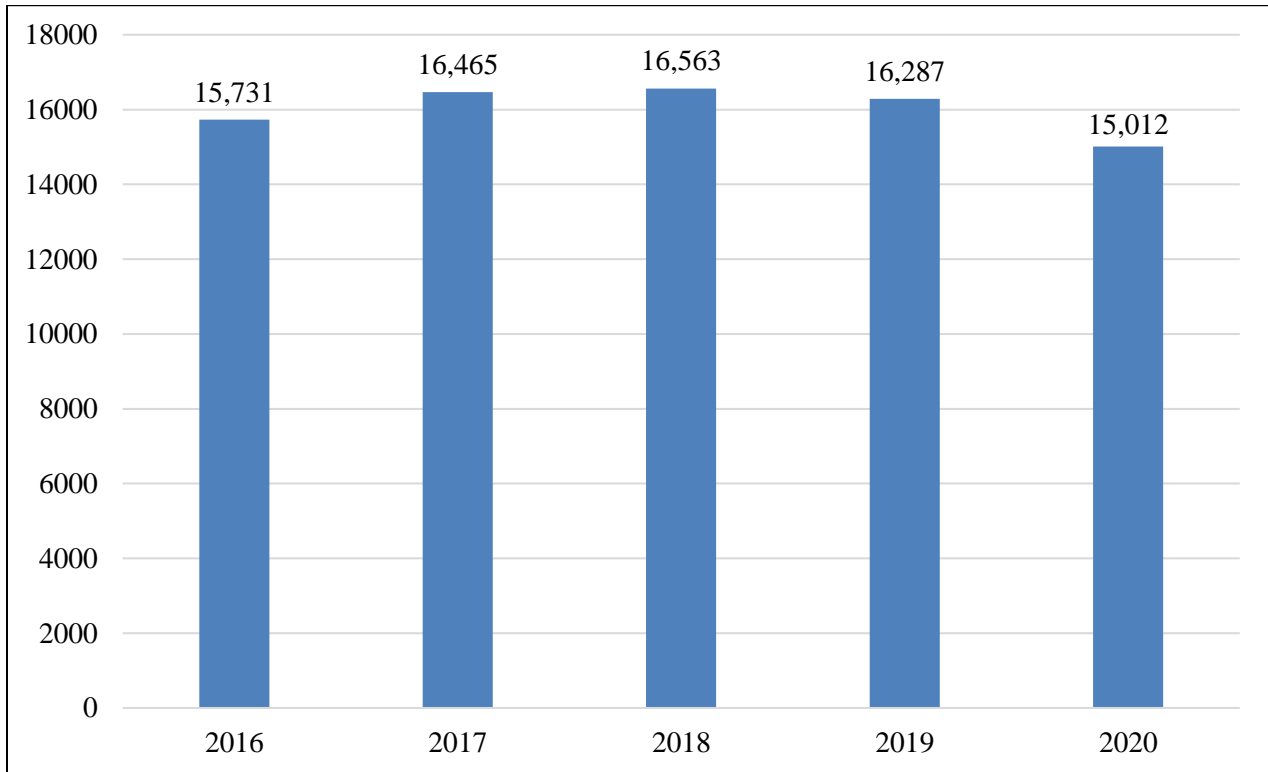
*The most frequent months of crime occurrence
were **July** and **August**.
the least frequent was **April**.*



**Arrest Totals for Group A Offenses
2016-2020**

Year	Juvenile	Adult	Total
2016	1,892	13,839	15,731
2017	1,994	14,471	16,465
2018	1,834	14,729	16,563
2019	1,894	14,393	16,287
2020	1,597	13,415	15,012

**Arrest Totals for Group A Offenses
2016-2020**



Reported Group A Incidents where Offender is Suspected of Using

Crimes Against Persons	Alcohol	Drugs/ Narcotics	Computer Equipment	Not Applicable
Murder	6	7		20
Negligent Manslaughter	5	1	2	2
Aggravated Assault	431	93	3	772
Simple Assault	1618	262	4	3370
Intimidation	245	79	27	827
Stalking	17	14	39	424
Kidnapping/Abduction	26	8		86
Rape	65	31	1	222
Sodomy	6	3		36
Sexual Assault w/Object				10
Fondling	88	23	1	408
Incest				4
Statutory Rape	6	5	2	53
Commercial Sex Acts		3		7
Involuntary Servitude		1		1
Crimes Against Property				
Arson	11	6		73
Bribery				
Burglary	93	64	1	2688
Counterfeiting/Forgery	11	15	18	675
Destruction/Damage/Vandalism	333	118	1	4126
Embezzlement			5	109
Extortion/Blackmail	2	1	15	29
False Pretenses	80	63	102	934
Credit Card/ATM Fraud	7	8	35	317
Impersonation	6	4	69	440
Welfare Fraud	1	1		20
Wire Fraud		1	30	85
Identity Theft	3	5	234	1172
Hacking/Computer Invasion			15	34
Robbery	14	22		112
Motor Vehicle Theft	66	45	1	1720
Stolen Property Offenses	42	114	3	512
Pocket-picking				16
Purse-snatching				8
Shoplifting	197	39	1	2169
Theft From Building	22	14	2	801
Theft From Coin Machine		1	1	25
Theft From Motor Vehicle	37	39	1	1690
Theft of Motor Vehicle Parts	1	2		371
All Other Larceny/Theft	110	92	42	5404
Crimes Against Society				
Animal Cruelty	3	1		84
Drug/Narcotic Violations	427	4000	9	1989
Drug Equipment Violations	444	3801	8	2078
Betting/Wagering				
Operating/Promoting Gambling				6
Gambling Equipment Violations				1
Sports Tampering				
Pornography/Obscene Material	3	1	79	112
Prostitution	1			4
Prostitution - Assisting/Promoting	2		1	9
Purchasing Prostitution	1		3	13
Weapon Law Violations	99	175		394

* More than one category may be chosen for each offense so number will not equal the total offense counts.

Crimes Against Persons

Crimes Against Persons offenses are classified according to victim type which includes the offenses of murder/non-negligent manslaughter, rape, and assaults. For counting purposes, agencies should count one offense for each victim of a Crimes Against Persons (See the NIBRS offense definitions section beginning on page 160 of this publication for definitions of these and other offenses.)

In 2020, 10,815 Crimes Against Persons were reported in North Dakota. This is a 2.6 percent increase from the 2019 total of 10,539 crimes reported. In 2018, 10,310 crimes were reported.

Crimes Against Persons offenses comprised 22 percent of reported Group A crime offenses in North Dakota in 2020.

The Crimes Against Persons crime rate for 2020 is 1413.2 per 100,000, as compared to 1383.0 per 100,000 in 2019. This is a 2.2 percent increase in the Crimes Against Persons crime rate. In 2018, the Crimes Against Persons crime rate was 1356.4 per 100,000 population.

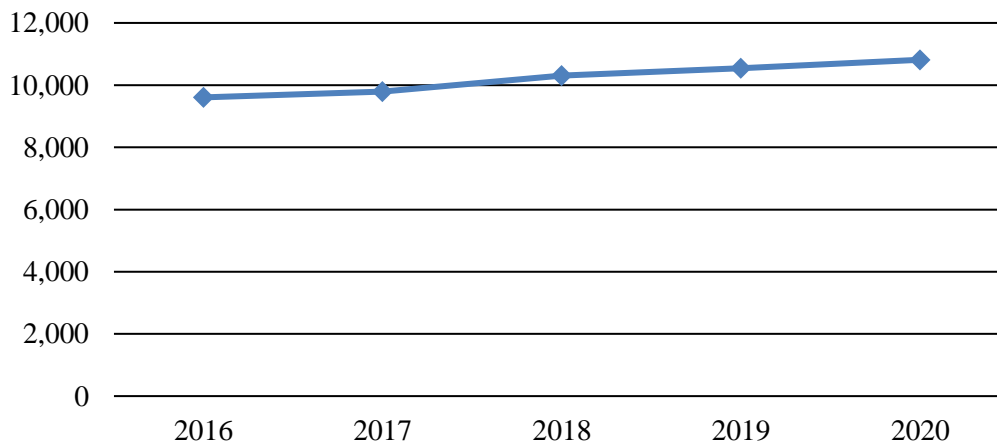
Over 47 percent of Crimes Against Persons offenses in 2020 were reported as cleared by arrest or exceptional means.

Of the 3,591 total arrests reported for Crimes Against Persons offenses, 13.8 percent were arrests of juveniles.

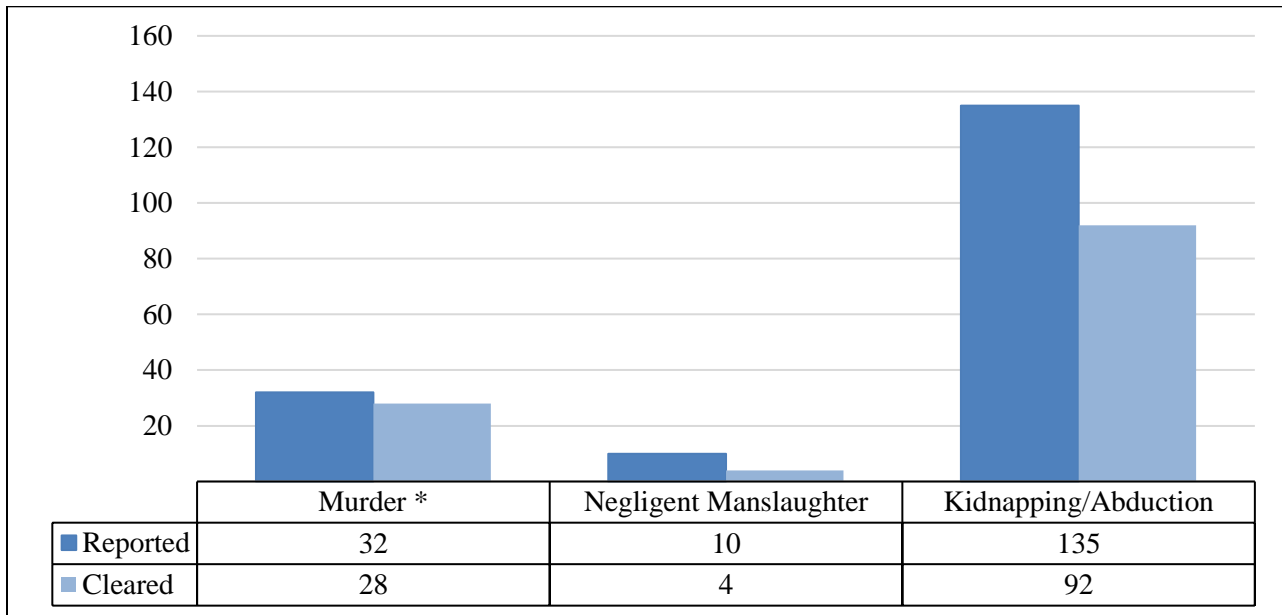
Crimes Against Persons Summary

Year	Population	Offenses	% Change in Number from Previous Year	Rate per 100,000 Population	% Change in Rate from Previous Year	Percent Cleared
2016	757,952	9,606	1.5%	1267.4	1.3%	51.1%
2017	755,393	9,790	1.9	1296.0	2.3	49.1
2018	760,077	10,310	5.3	1356.4	4.7	50.2
2019	762,062	10,539	2.2	1383.0	2.0	49.5
2020	765,309	10,815	2.6	1413.2	2.2	47.6

Crimes Against Persons Total Offenses, 2016-2020

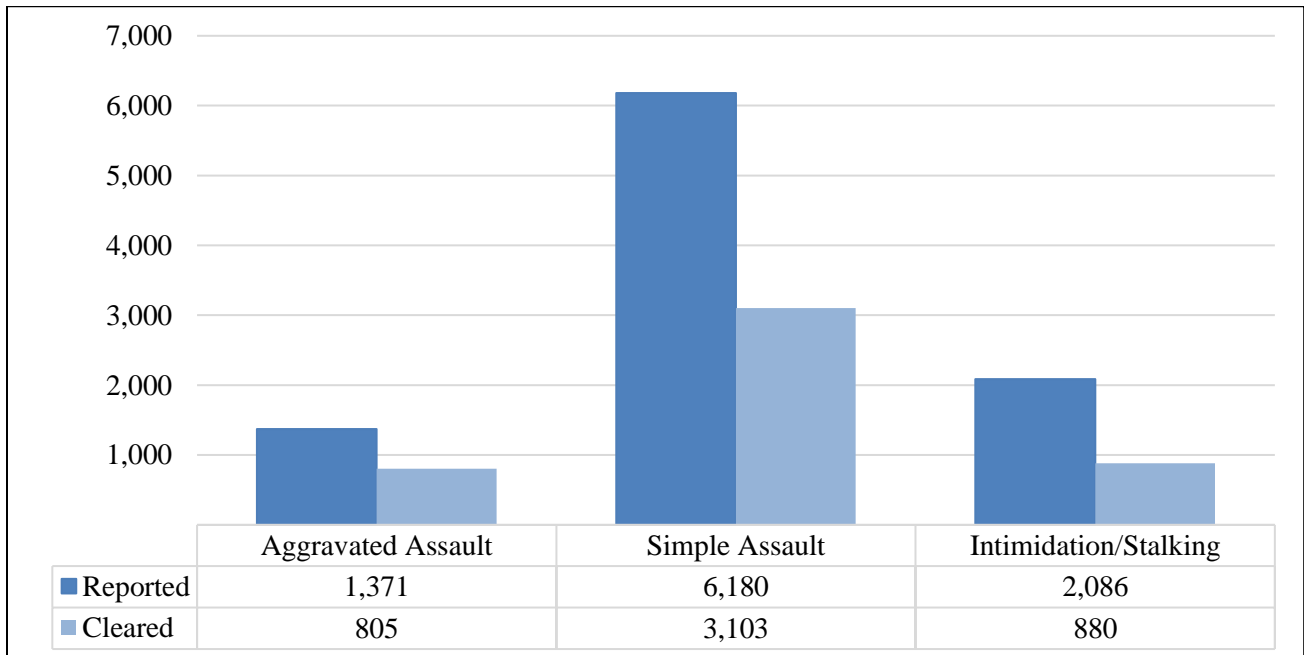


Crimes Against Persons Homicides & Kidnapping

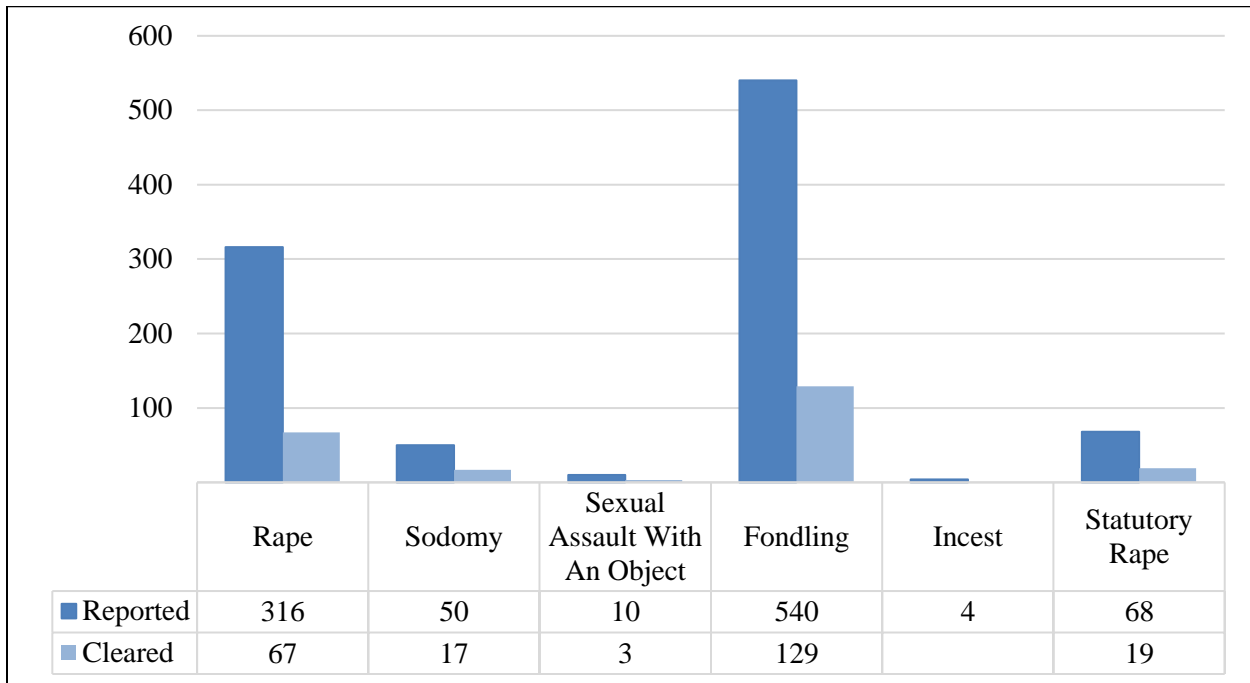


* For a full report see Homicide in ND, 2020.

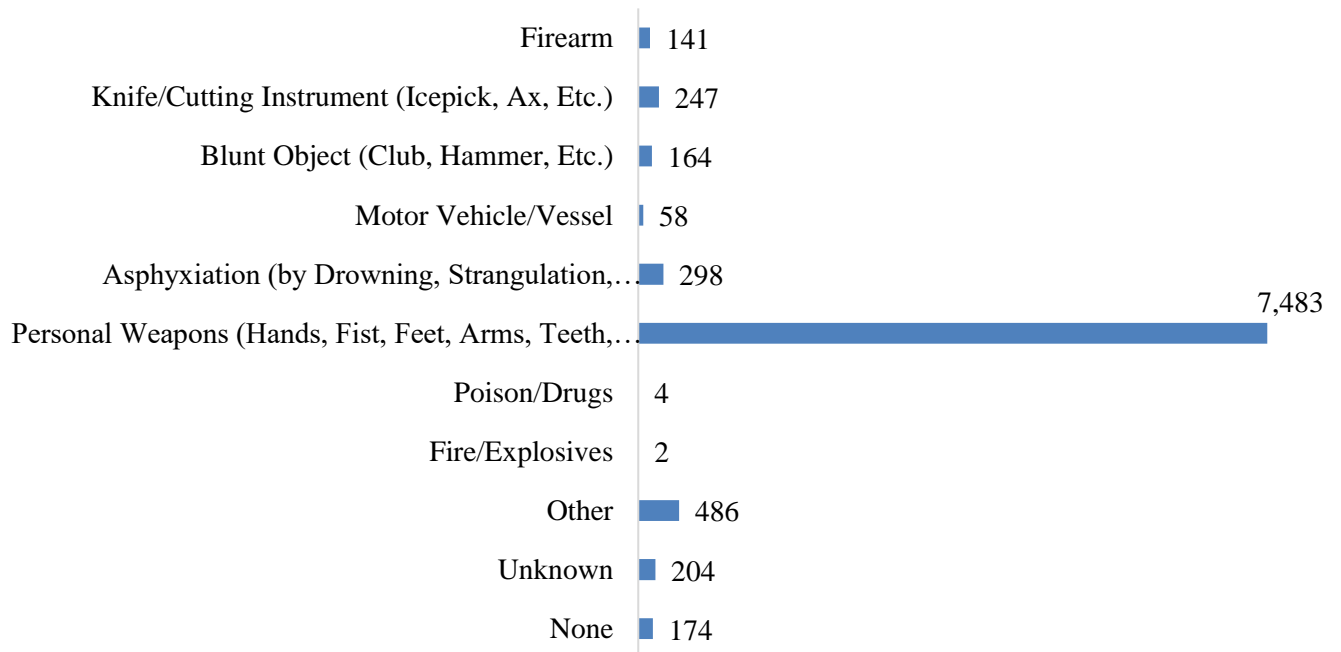
Crimes Against Persons Assault Offenses



Crimes Against Persons Sex Offenses



Crimes Against Persons Weapon Type, 2020



*Up to 3 weapon types may be selected for each incident.

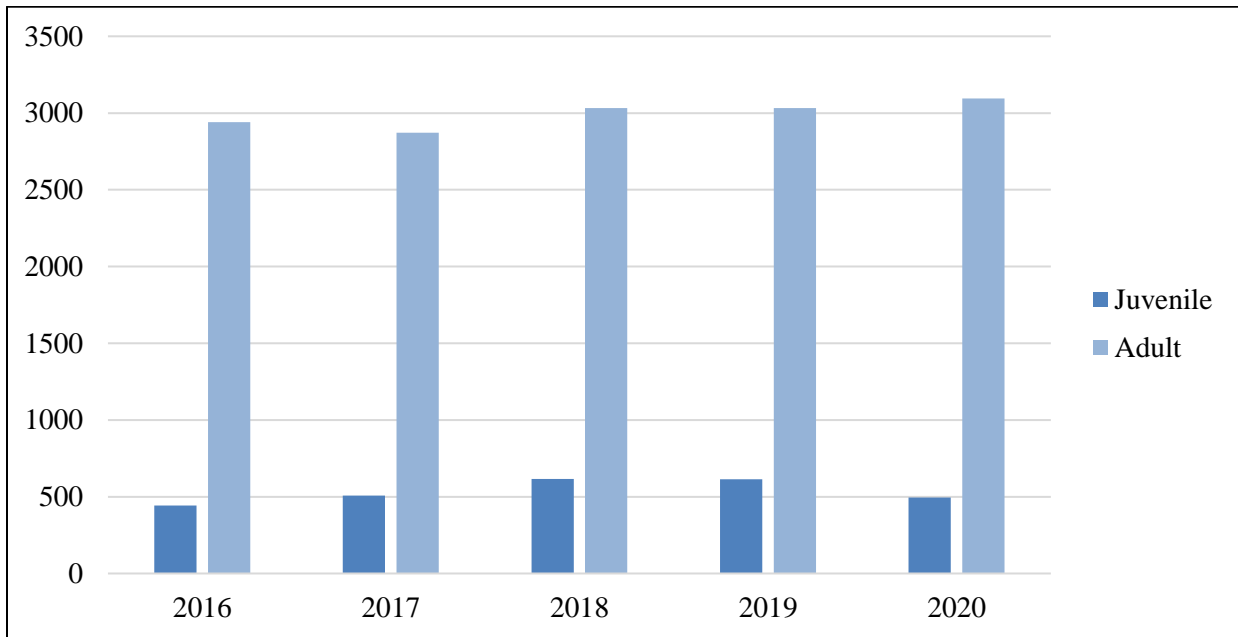
Victim Relationships 2020

Victim to Offender Relationship	Total # of Victims	% of Total Victims
Boyfriend/Girlfriend	2,246	18.4%
Acquaintance	1,663	13.6
Otherwise Known	1,308	10.7
Victim was Offender	1,030	8.4
Stranger	848	6.9
Spouse	747	6.1
Former Boyfriend/Girlfriend	742	6.1
Child	543	4.5
Friend	493	4.0
Unknown	489	4.0
Parent	427	3.5
Sibling	426	3.5
On-duty Peace Officer	326	2.7
Other Family Member	204	1.7
Neighbor	172	1.4
Ex-Spouse	105	0.9
Stepchild	77	0.6
Homosexual Relationship	69	0.6
In-Law	63	0.5
Child of Boyfriend/Girlfriend	56	0.5
Stepparent	45	0.4
Grandchild	28	0.2
Babysittee (the baby/child)	26	0.2
Stepsibling	21	0.2
Employee	20	0.2
Grandparent	19	0.2
Employer	9	0.1

Arrests for Crimes Against Persons 2016-2020

Year	Juvenile	Adult	Total
2016	443	2,940	3,383
2017	507	2,871	3,378
2018	616	3,032	3,648
2019	614	3,033	3,647
2020	496	3,095	3,591

Arrests for Crimes Against Persons By Age Group 2016-2020



Crimes Against Property

Crimes Against Property includes the offenses of Burglary, Robbery, Fraud, Destruction/Damage/Vandalism, Larceny/Theft, Motor Vehicle Theft, Arson, Counterfeit/Forgery, Embezzlement, Extortion/Blackmail, Bribery and Stolen Property Offense.

In 2020, the total number of property crimes reported was 25,744. This is an increase of 7.9 percent from the 2019 total of 23,868.

Crimes Against Property accounted for 52 percent of the Group A offenses reported in North Dakota. The property crime rate an increased 7.4 percent from 3132.0 per 100,000 population in 2019, to 3363.9 per 100,000 in 2020.

More than \$38.2 million worth of property was reported stolen in 2020, with 35.8 percent of that amount reported as recovered by law enforcement officials.

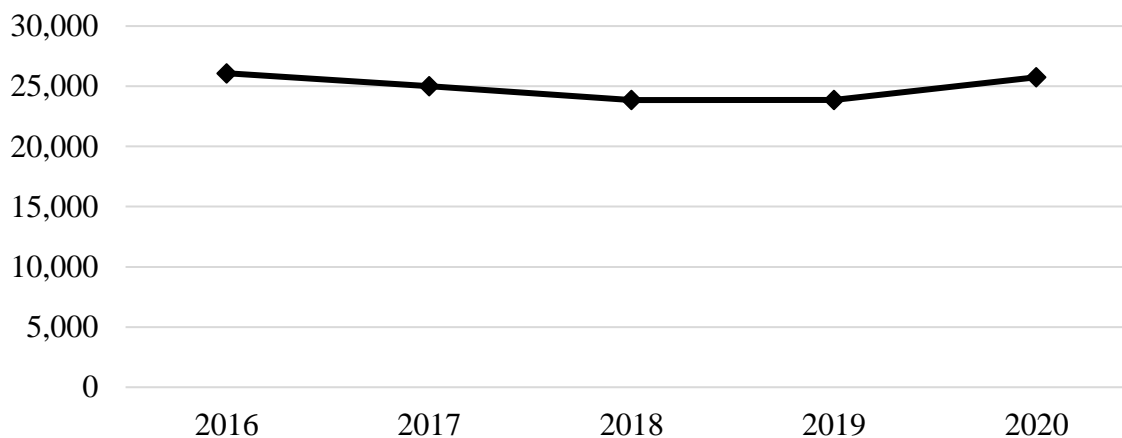
More than 21 percent of property crimes were cleared by arrest or exceptional means in 2020.

A total of 4,496 arrests was reported for property crimes. Of those, 13.2 percent were arrests of juveniles.

Crimes Against Property Summary

Year	Population	Property Offenses	% Change in Number from Previous Year	Rate per 100,000 Population	% Change in Rate from Previous Year	Percent Cleared
2016	757,952	26,082	-3.5%	3441.1	-3.6%	22.2%
2017	755,393	25,012	-4.1	3311.1	-3.8	23.6
2018	760,077	23,854	-4.6	3138.4	-5.2	23.2
2019	762,062	23,868	0.1	3132.0	-0.2	23.6
2020	765,309	25,744	7.9	3363.9	7.4	21.6

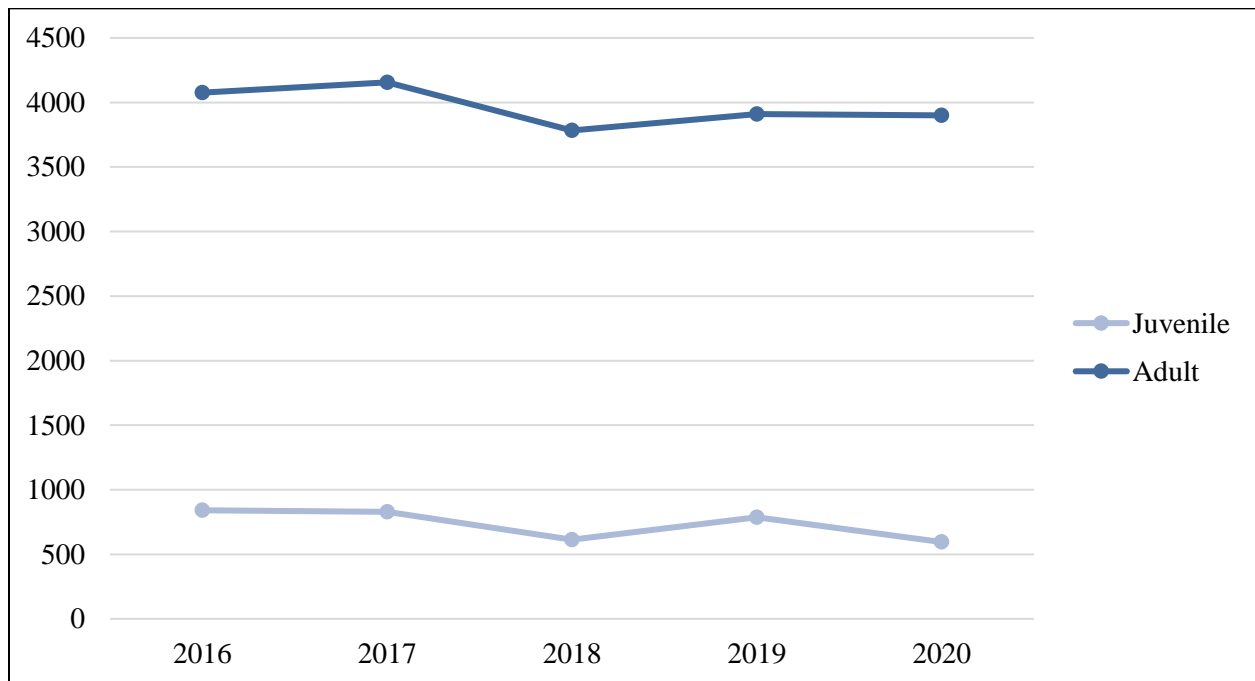
Crimes Against Property Totals, 2016-2020



Arrests for Crimes Against Property, 2016-2020

Year	Juvenile	Adult	Total
2016	841	4,077	4,918
2017	829	4,156	4,985
2018	613	3,783	4,396
2019	788	3,910	4,698
2020	595	3,901	4,496

Arrests for Crimes Against Property 2016-2020



Stolen Property Loss Due to Property Crime Offenses, 2016-2020

Year	Population	Total Stolen Property Loss	% Change from Previous Year	Property Loss per Capita	Percent Recovered
2016	757,952	\$40,167,740	-9.9%	\$53.00	31.5%
2017	755,393	37,265,230	-7.2	49.33	33.8
2018	760,077	39,393,532	5.7	51.83	33.2
2019	762,062	38,826,085	-1.4	50.95	33.0
2020	765,309	38,241,145	-1.5	49.97	35.8

Crimes Against Society

Crimes Against Society includes the offenses of Drug/Narcotic Violations, Drug Equipment Violations, Prostitution Offenses, Weapon Violations, Gambling Offenses and Pornography/Obscene Material.

In 2020, the total number of Crimes Against Society reported was 13,020. This is a decrease of 3.3 percent from the 2019 total of 13,464.

Crimes Against Society accounted for 26.0 percent of the Group A offenses reported in North Dakota. The Crimes Against Society rate decreased 3.7 percent from 1766.8 per 100,000 population in 2019, to 1701.3 per 100,000 in 2020.

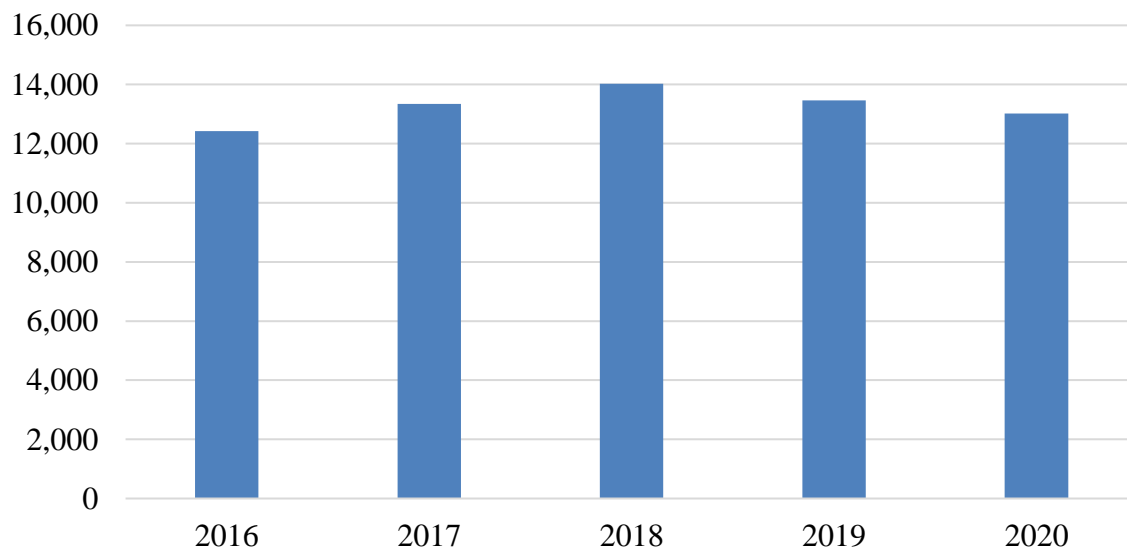
More than 77 percent of Crimes Against Society were cleared by arrest or exceptional means in 2020.

A total of 6,925 arrests were reported for Crimes Against Society. Of those, 7.3 percent were arrests of juveniles.

Crimes Against Society Summary

Year	Population	Crimes Against Society Offenses	% Change in Number from Previous Year	Rate per 100,000 Population	% Change in Rate from Previous Year	Percent Cleared
2016	757,952	12,427	5.4%	1639.5	5.4%	83.2%
2017	755,393	13,346	7.4	1766.8	7.8	84.4
2018	760,077	14,024	5.1	1845.1	4.4	84.9
2019	762,062	13,464	-4.0	1766.8	-4.2	83.4
2020	765,309	13,020	-3.3	1701.3	-3.7	77.2

Crimes Against Society, 2016-2020



**Crimes Against Society
By Offense Type
2016-2020**

Offense Type	2016	2017	2018	2019	2020
Animal Cruelty	7	45	82	100	88
Drug/Narcotic Violations	6,086	6,453	6,884	6,444	6,095
Drug Equipment Violations	5,467	5,971	6,250	6,087	5,961
Betting/Wagering					
Operating/Promoting Gambling	2	3		1	6
Gambling Equipment Violations				1	1
Sports Tampering					
Pornography/Obscene Material	107	172	139	178	194
Prostitution	51	20	5	14	5
Prostitution Assisting/Promoting	12	4	6	13	12
Purchasing Prostitution	14	45	12	17	17
Weapon Law Violations	681	633	646	609	641

**Crimes Against Society
Arrest By Gender 2016-2020**

Year	Female	Male	Total
2016	1,976	5,454	7,430
2017	2,363	5,739	8,102
2018	2,583	5,936	8,519
2019	2,418	5,524	7,942
2020	2,141	4,784	6,925

**Crimes Against Society
Arrest By Age Group 2016-2020**

Year	Juvenile	Adult	Total
2016	608	6,822	7,430
2017	658	7,444	8,102
2018	605	7,914	8,519
2019	492	7,450	7,942
2020	506	6,419	6,925

Group B Offenses

Group B arrests include the offenses of Bad Checks, Curfew/Loitering/Vagrancy, Disorderly Conduct, Driving Under the Influence (DUI), Non-Violent Family Offenses, Liquor Law Violations, Peeping Tom, and Trespassing.

In 2020, the total number of Group B arrests reported was 14,395. This is a decrease of 11.2 percent from the 2019 total of 16,202.

Group B arrests accounted for 49 percent of all arrests reported in North Dakota.

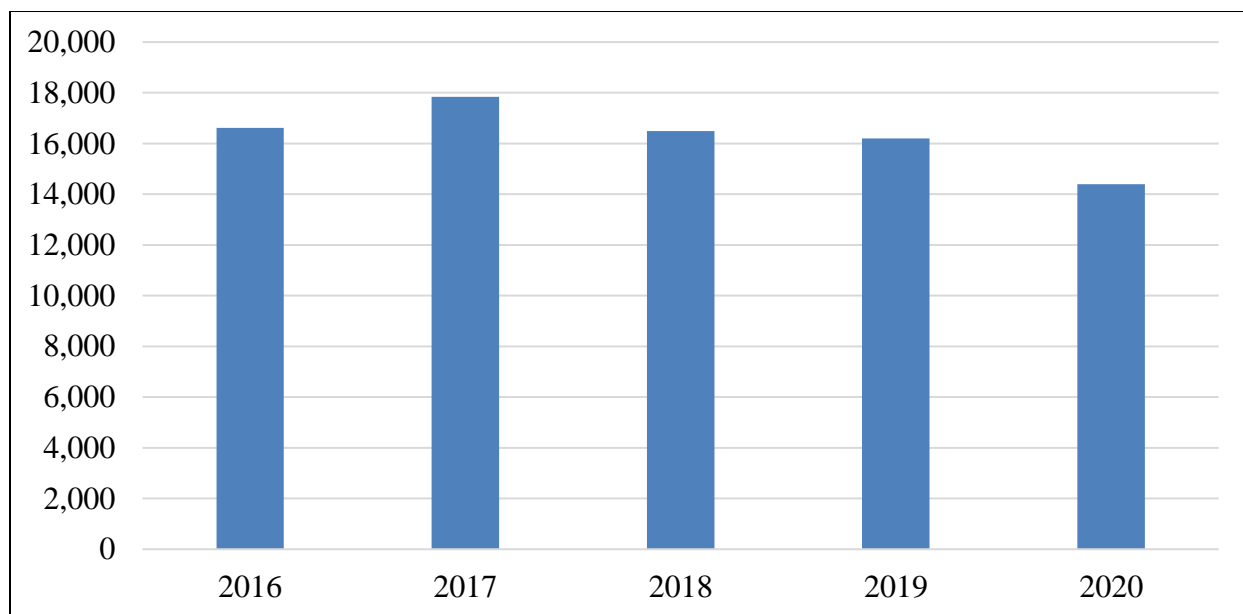
More than 71 percent of the total Group B arrests were of male in 2020.

In 2020, juvenile arrests accounted for 12.6 percent of Group B arrests.

Group B Arrests Summary

Year	Population	Group B Offenses	% Change in Number from Previous Year	Rate per 100,000 Population	% Change in Rate from Previous Year
2016	757,952	16,614	-0.3%	2192.0	-0.4%
2017	755,393	17,844	7.4	2362.2	7.8
2018	760,077	16,493	-7.6	2169.9	-8.1
2019	762,062	16,202	-1.8	2126.1	-2.0
2020	765,309	14,395	-11.2	1880.9	-11.5

Group B Arrests Summary 2016-2020



**Group B Arrests
By Offense Type
2016-2020**

Offense Type	2016	2017	2018	2019	2020
Bad Checks	43	45	43	68	20
Curfew/Loitering/Vagrancy	114	107	110	70	174
Disorderly Conduct	1,743	1,833	1,590	1,738	1,139
DUI	5,406	5,597	5,148	4,828	4,175
Family-Non Violent	243	295	357	448	328
Liquor Law Violations	2,898	2,893	2,629	2,473	2,615
Peeping Tom	5	3	2	1	
Trespass	999	965	912	1,026	950
All Other Offenses	5,163	6,106	5,702	5,550	4,994

**Group B Arrests
By Gender 2016-2020**

Year	Female	Male	Total
2016	4,572	12,042	16,614
2017	5,274	12,570	17,844
2018	4,588	11,905	16,493
2019	4,593	11,609	16,202
2020	4,178	10,217	14,395

**Group B Arrests
By Age Group 2016-2020**

Year	Juvenile	Adult	Total
2016	1,818	14,796	16,614
2017	2,362	15,482	17,844
2018	2,175	14,318	16,493
2019	2,258	13,944	16,202
2020	1,811	12,584	14,395

ARREST ANALYSIS

Arrests in 2020

Although primarily an indication of law enforcement activity, the number of arrests reported does provide a limited profile of the perpetrators of crime, especially for those crimes that have high clearance rates. Differing arrest practices, policies, and enforcement emphasis among agencies influence the volume of arrests for various offenses, particularly those against public order such as vagrancy, disorderly conduct, and related violations. However, arrests for serious crimes, e.g., robbery or burglary, are more likely to be uniform throughout all jurisdictions across the state.

The NIBRS program requires that an arrest be counted for each separate occasion an individual is taken into custody. Although several charges may be lodged against a person at the time of the arrest, only one arrest is counted for each time the person is taken into custody.

North Dakota law enforcement agencies reported 29,407 arrests in 2020. A total of 32,489 arrests was reported in 2019.

In 2020, over 11 percent of total arrests were arrests of juveniles. Seventy percent of the total was arrests of males.

The total of 6,790 reported arrests for DUI and liquor law violations represents 23.1 percent of the total arrests reported in the state of North Dakota in 2020. Arrests for DUI decreased from 4,828 in 2019 to 4,174 in 2020. Liquor law violation arrests increased 5.7 percent from 2,473 in 2019 to 2,615 reported in 2020.

More than 68 percent of total arrests were white; over 17 percent were Native American.

These statistics are provided by local law enforcement agencies that contribute to the North Dakota IBR program. When available, only homicide arrest figures for reservations in the state are included in these totals. Tribal law enforcement agencies do not participate in the ND IBR program.

**Annual Comparison of Reported Arrests,
2019-2020**

Number of Arrestees	2019	2020	% Change
Crimes Against Persons			
Murder	21	29	38.1%
Negligent Manslaughter	3	4	33.3
Kidnapping/Abduction	25	25	0.0
Rape	54	39	-27.8
Sodomy	7	8	14.3
Fondling	72	60	-16.7
Sexual Assault w/Object	1	1	0.0
Incest	2	2	0.0
Statutory Rape	19	21	10.5
Aggravated Assault	615	644	4.7
Simple Assault	2,345	2,243	-4.3
Intimidation	451	483	7.1
Stalking	32	32	0.0
Commercial Sex Acts			
Involuntary Servitude			
Crimes Against Property			
Arson	21	18	-14.3
Bribery	2		-100.0
Burglary	310	341	10.0
Counterfeiting/Forgery	161	165	2.5
Destruction/Damage/Vandalism	501	478	-4.6
Embezzlement	49	36	-26.5
Extortion/Blackmail		6	
False Pretenses	271	370	36.5
Credit Card/ATM Fraud	37	18	-51.4
Impersonation	64	80	25.0
Welfare Fraud			
Wire Fraud		2	
Identity Theft	55	58	5.5
Hacking / Computer Invasion			
Motor Vehicle Theft	235	282	20.0
Robbery	63	63	0.0
Stolen Property Offenses	305	339	11.1
Pocket-picking		1	
Purse-snatching	1		-100.0
Shoplifting	1,659	1,382	-16.7
Theft From Building	122	83	-32.0
Theft From Coin Machine	2		-100.0
Theft From Motor Vehicle	123	139	13.0
Theft of Motor Vehicle Parts	2	6	200.0
All Other Larceny/Theft	715	629	-12.0

**Annual Comparison of Reported Arrests,
2019-2020
Continued**

Number of Arrestees	2019	2020	% Change
Crimes Against Society			
Animal Cruelty	22	10	-54.5%
Drug/Narcotic Violations	5,009	4,262	-14.9
Drug Equipment Violations	2,547	2,328	-8.6
Betting/Wagering			
Gambling Equipment Violations			
Operating/Promoting Gambling	2		-100.0
Sports Tampering			
Pornography/Obscene Material	38	31	-18.4
Prostitution	14	4	-71.4
Prostitution - Assisting/Promoting	5	7	40.0
Purchasing Prostitution		3	
Weapon Law Violations	305	280	-8.2
Group B Offenses			
Bad Checks	68	20	-70.6
Curfew/Loitering/Vagrancy	70	174	148.6
Disorderly Conduct	1,738	1,139	-34.5
Driving Under the Influence	4,828	4,175	-13.5
Family-Non Violent	448	328	-26.8
Liquor Law Violations	2,473	2,615	5.7
Peeping Tom	1		-100.0
Trespass	1,026	950	-7.4
All Other Offenses	5,550	4,994	-10.0
Total Arrests	32,489	29,407	-9.5

Juvenile and Adult Arrests, 2020

Number of Arrestees	Juvenile	Adult	Total
Crimes Against Persons			
Murder		29	29
Negligent Manslaughter		4	4
Kidnapping/Abduction	1	24	25
Rape	8	31	39
Sodomy	4	4	8
Fondling	21	39	60
Sexual Assault w/Object		1	1
Incest		2	2
Statutory Rape	5	16	21
Aggravated Assault	45	599	644
Simple Assault	333	1,910	2,243
Intimidation	75	408	483
Stalking	4	28	32
Commercial Sex Acts			
Involuntary Servitude			
Crimes Against Property			
Arson	4	14	18
Bribery			
Burglary	49	292	341
Counterfeiting/Forgery	8	157	165
Destruction/Damage/Vandalism	155	323	478
Embezzlement	3	33	36
Extortion/Blackmail	2	4	6
False Pretenses	21	349	370
Credit Card/ATM Fraud	2	16	18
Impersonation	5	75	80
Welfare Fraud			
Wire Fraud	2		2
Identity Theft	1	57	58
Hacking / Computer Invasion			
Motor Vehicle Theft	62	220	282
Robbery	7	56	63
Stolen Property Offenses	36	303	339
Pocket-picking		1	1
Purse-snatching			
Shoplifting	135	1,247	1,382
Theft From Building	13	70	83
Theft From Coin Machine			
Theft From Motor Vehicle	31	108	139
Theft of Motor Vehicle Parts	1	5	6
All Other Larceny/Theft	58	571	629

**Juvenile and Adult Arrests
By Offense, 2020
Continued**

Number of Arrestees	Juvenile	Adult	Total
Crimes Against Society			
Animal Cruelty		10	10
Drug/Narcotic Violations	324	3,938	4,262
Drug Equipment Violations	156	2,172	2,328
Betting/Wagering			
Gambling Equipment Violations			
Operating/Promoting Gambling			
Sports Tampering			
Pornography/Obscene Material	13	18	31
Prostitution		4	4
Prostitution - Assisting/Promoting		7	7
Purchasing Prostitution		3	3
Weapon Law Violations	13	267	280
Group B Offenses			
Bad Checks		20	20
Curfew/Loitering/Vagrancy	170	4	174
Disorderly Conduct	429	710	1,139
Driving Under the Influence	48	4,127	4,175
Family-Non Violent	230	98	328
Liquor Law Violations	449	2,166	2,615
Peeping Tom			
Trespass	34	916	950
All Other Offenses	451	4,543	4,994
Total Arrests	3,408	25,999	29,407

Arrests by Gender, 2020

Number of Arrestees	Female	Male	Total
Crimes Against Persons			
Murder	4	25	29
Negligent Manslaughter		4	4
Kidnapping/Abduction	3	22	25
Rape		39	39
Sodomy	1	7	8
Fondling	3	57	60
Sexual Assault w/Object		1	1
Incest	1	1	2
Statutory Rape	1	20	21
Aggravated Assault	115	529	644
Simple Assault	791	1,452	2,243
Intimidation	62	421	483
Stalking	14	18	32
Commercial Sex Acts			
Involuntary Servitude			
Crimes Against Property			
Arson	2	16	18
Bribery			
Burglary	64	277	341
Counterfeiting/Forgery	52	113	165
Destruction/Damage/Vandalism	89	389	478
Embezzlement	17	19	36
Extortion/Blackmail	4	2	6
False Pretenses	126	244	370
Credit Card/ATM Fraud	3	15	18
Impersonation	36	44	80
Welfare Fraud			
Wire Fraud	1	1	2
Identity Theft	26	32	58
Hacking / Computer Invasion			
Motor Vehicle Theft	75	207	282
Robbery	11	52	63
Stolen Property Offenses	70	269	339
Pocket-picking		1	1
Purse-snatching			
Shoplifting	644	738	1,382
Theft From Building	32	51	83
Theft From Coin Machine			
Theft From Motor Vehicle	17	122	139
Theft of Motor Vehicle Parts	4	2	6
All Other Larceny/Theft	206	423	629

Arrests by Gender, 2020
Continued

Number of Arrestees	Female	Male	Total
Crimes Against Society			
Animal Cruelty	4	6	10
Drug/Narcotic Violations	1,324	2,938	4,262
Drug Equipment Violations	781	1,547	2,328
Betting/Wagering			
Gambling Equipment Violations			
Operating/Promoting Gambling			
Sports Tampering			
Pornography/Obscene Material	7	24	31
Prostitution	1	3	4
Prostitution - Assisting/Promoting	1	6	7
Purchasing Prostitution		3	3
Weapon Law Violations	23	257	280
Group B Offenses			
Bad Checks	10	10	20
Curfew/Loitering/Vagrancy	76	98	174
Disorderly Conduct	335	804	1,139
Driving Under the Influence	1,027	3,148	4,175
Family-Non Violent	193	135	328
Liquor Law Violations	872	1,743	2,615
Peeping Tom			
Trespass	261	689	950
All Other Offenses	1,404	3,590	4,994
Total Arrests	8,793	20,614	29,407

Arrests by Race, 2020

Number of Arrestees	White	African American	Amer. Indian/ Alaskan Native	Asian/ Pacific Islander	Unknown	Total
Crimes Against Persons						
Murder	16	8	4	1		29
Negligent Manslaughter	4					4
Kidnapping/Abduction	17	2	6			25
Rape	29	4	6			39
Sodomy	5		2		1	8
Fondling	40	7	10	2	1	60
Sexual Assault w/Object	1					1
Incest	1	1				2
Statutory Rape	14	1	4		2	21
Aggravated Assault	397	108	130	3	6	644
Simple Assault	1,434	292	447	28	42	2,243
Intimidation	298	85	79	5	16	483
Stalking	27		3		2	32
Commercial Sex Acts						
Involuntary Servitude						
Crimes Against Property						
Arson	10	2	5	1		18
Bribery						
Burglary	245	36	53	3	4	341
Counterfeiting/Forgery	103	42	18		2	165
Destruction/Damage/Vandalism	327	50	92	1	8	478
Embezzlement	27	4	4		1	36
Extortion/Blackmail	5				1	6
False Pretenses	198	51	108	1	12	370
Credit Card/ATM Fraud	12	1	5			18
Impersonation	55	14	8		3	80
Welfare Fraud						
Wire Fraud	1	1				2
Identity Theft	41	2	15			58
Hacking / Computer Invasion						
Motor Vehicle Theft	142	34	95	1	10	282
Robbery	25	16	22			63
Stolen Property Offenses	222	34	77		6	339
Pocket-picking	1					1
Purse-snatching						
Shoplifting	885	127	354	6	10	1,382
Theft From Building	56	2	24		1	83
Theft From Coin Machine						

Arrests by Race, 2020
Continued

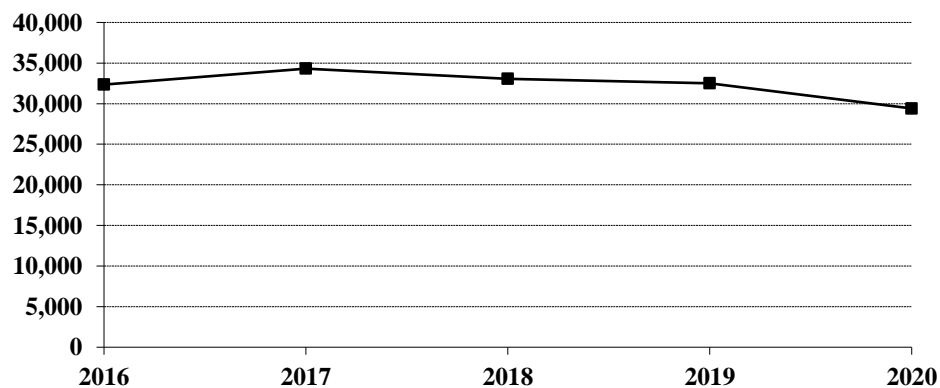
Number of Arrestees	White	African American	Amer. Indian/ Alaskan Native	Asian/ Pacific Islander	Unknown	Total
Crimes Against Property – cont.						
Theft From Motor Vehicle	99	14	24	1	1	139
Theft of Motor Vehicle Parts	2	1	3			6
All Other Larceny/Theft	414	66	138		11	629
Crimes Against Society						
Animal Cruelty	7	1	1		1	10
Drug/Narcotic Violations	2,944	570	625	28	95	4,262
Drug Equipment Violations	1,679	155	432	13	49	2,328
Betting/Wagering						
Gambling Equipment Violations						
Operating/Promoting Gambling						
Sports Tampering						
Pornography/Obscene Material	23	4	3		1	31
Prostitution	4					4
Prostitution - Assisting/Promoting	4	2		1		7
Purchasing Prostitution	3					3
Weapon Law Violations	199	39	37		5	280
Group B Offenses						
Bad Checks	14		5		1	20
Curfew/Loitering/Vagrancy	127	22	24	1		174
Disorderly Conduct	718	147	240	9	25	1,139
Driving Under the Influence	3,231	270	496	40	138	4,175
Family-Non Violent	213	15	91	2	7	328
Liquor Law Violations	1,945	170	419	16	65	2,615
Peeping Tom						
Trespass	490	124	326	1	9	950
All Other Offenses	3,421	710	759	30	74	4,994
Total Arrests	20,175	3,234	5,194	194	610	29,407

Arrests 2016-2020

Arrest Summary

Year	Population	Arrest Total	% Change from Previous Year	Rate per 100,000 Pop.
2016	757,952	32,345	2.2%	4267.4
2017	755,393	34,309	6.1	4541.9
2018	760,077	33,056	-3.7	4349.0
2019	762,062	32,489	-1.7	4263.3
2020	765,309	29,407	-9.5	3842.5

Arrest Totals, 2016-2020



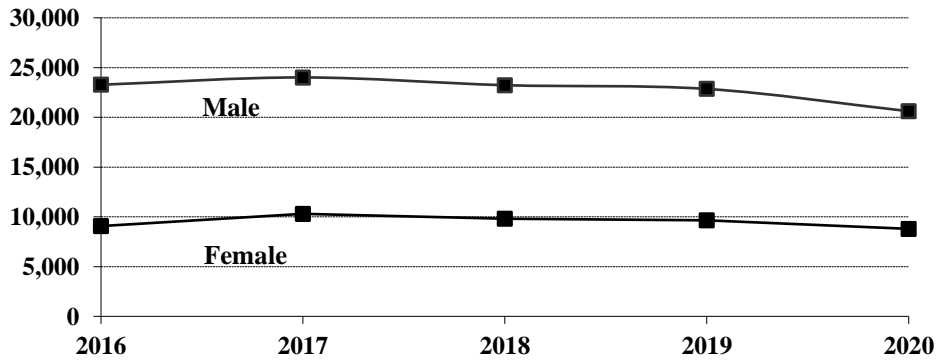
Arrests By Age Group 2016-2020

Age Group	2016	2017	2018	2019	2020
Under 10	74	72	71	39	6
10 - 17	3,636	4,284	3,938	4,113	3,402
18 - 24	9,193	9,286	8,316	7,352	6,751
25 - 34	9,887	10,595	10,384	10,215	9,482
35 - 44	4,986	5,429	5,776	6,005	5,612
45 - 54	3,072	3,029	2,932	3,013	2,537
55 - 64	1,243	1,381	1,344	1,455	1,305
65 and over	254	233	295	297	312

Arrests By Gender, 2016-2020

Year	Male	% of Total	Female	% of Total	Total
2016	23,275	72.0%	9,070	28.0%	32,345
2017	24,007	70.0	10,302	30.0	34,309
2018	23,229	70.3	9,827	29.7	33,056
2019	22,853	70.3	9,636	29.7	32,489
2020	20,614	70.1	8,793	29.9	29,407

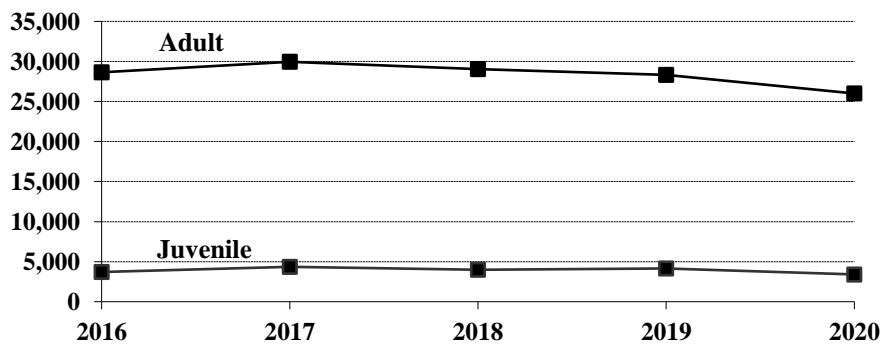
Arrests By Gender, 2016-2020



Juvenile and Adult Arrests 2016-2020

Year	Juvenile	Percent of Total	Adult	Percent of Total	Total
2016	3,710	11.5%	28,635	88.5%	32,345
2017	4,356	12.7	29,953	87.3	34,309
2018	4,009	12.1	29,047	87.9	33,056
2019	4,152	12.8	28,337	87.2	32,489
2020	3,408	11.6	25,999	88.4	29,407

Juvenile and Adult Arrests 2016-2020



Arrests by Offense, 2016-2020

Number of Arrestees	2016	2017	2018	2019	2020
Crimes Against Persons					
Murder	15	9	12	21	29
Negligent Manslaughter	3	2	2	3	4
Kidnapping/Abduction	25	19	35	25	25
Rape	31	48	39	54	39
Sodomy	9	4	7	7	8
Fondling	60	77	53	72	60
Sexual Assault w/Object	1	1	1	1	1
Incest	1	4	2	2	2
Statutory Rape	18	24	28	19	21
Aggravated Assault	526	575	606	615	644
Simple Assault	2,300	2,220	2,360	2,345	2,243
Intimidation	373	371	461	451	483
Stalking	20	23	40	32	32
Commercial Sex Acts	1	1	2		
Involuntary Servitude					
Crimes Against Property					
Arson	154	14	9	21	18
Bribery	1		2	2	
Burglary	272	316	256	310	341
Counterfeiting/Forgery	123	143	141	161	165
Destruction/Damage/Vandalism	504	463	442	501	478
Embezzlement	59	53	34	49	36
Extortion/Blackmail					6
False Pretenses	221	229	227	271	370
Credit Card/ATM Fraud	25	30	25	37	18
Impersonation	48	66	32	64	80
Welfare Fraud	1				
Wire Fraud	2	1	1		2
Identity Theft	11	37	40	55	58
Hacking / Computer Invasion					
Motor Vehicle Theft	221	206	216	235	282
Robbery	76	68	63	63	63
Stolen Property Offenses	313	285	277	305	339
Pocket-picking					1
Purse-snatching		1		1	
Shoplifting	1,905	2,010	1,634	1,659	1,382
Theft From Building	136	127	133	122	83
Theft From Coin Machine	3		4	2	
Theft From Motor Vehicle	128	108	103	123	139
Theft of Motor Vehicle Parts	9	3	1	2	6
All Other Larceny/Theft	706	825	756	715	629

Arrests by Offense, 2016-2020
Continued

Number of Arrestees	2016	2017	2018	2019	2020
Crimes Against Society					
Animal Cruelty	3	10	13	22	10
Drug/Narcotic Violations	4,866	5,078	5,455	5,009	4,262
Drug Equipment Violations	2,179	2,646	2,675	2,547	2,328
Betting/Wagering					
Gambling Equipment Violations					
Operating/Promoting Gambling		1	1	2	
Sports Tampering					
Pornography/Obscene Material	24	32	23	38	31
Prostitution	6	21	7	14	4
Prostitution - Assisting/Promoting	1		2	5	7
Purchasing Prostitution	13	17	2		3
Weapon Law Violations	338	297	341	305	280
Group B Offenses					
Bad Checks	43	45	43	68	20
Curfew/Loitering/Vagrancy	114	107	110	70	174
Disorderly Conduct	1,743	1,833	1,590	1,738	1,139
Driving Under the Influence	5,406	5,597	5,148	4,828	4,175
Family-Non Violent	243	295	357	448	328
Liquor Law Violations	2,898	2,893	2,629	2,473	2,615
Peeping Tom	5	3	2	1	
Trespass	999	965	912	1,026	950
All Other Offenses	5,163	6,106	5,702	5,550	4,994
Total Arrests	32,345	34,309	33,056	32,489	29,407

Juvenile Arrests by Offense, 2016-2020

Number of Arrestees	2016	2017	2018	2019	2020
Crimes Against Persons					
Murder				2	
Negligent Manslaughter					
Kidnapping/Abduction			5	1	1
Rape	2	10	14	4	8
Sodomy	4	2	4	2	4
Fondling	19	33	21	30	21
Sexual Assault w/Object			1		
Incest	1	1	1		
Statutory Rape	2	5	8	1	5
Aggravated Assault	37	40	63	51	45
Simple Assault	324	349	406	441	333
Intimidation	53	64	90	78	75
Stalking	1	3	3	4	4
Commercial Sex Acts					
Involuntary Servitude					
Crimes Against Property					
Arson	7	4	2	8	4
Bribery					
Burglary	25	50	44	69	49
Counterfeiting/Forgery	3	5	4	4	8
Destruction/Damage/Vandalism	156	143	122	183	155
Embezzlement	8	7	2	5	3
Extortion/Blackmail					2
False Pretenses	2	5	4	5	21
Credit Card/ATM Fraud	1	4	6	6	2
Impersonation	4	3	8	1	5
Welfare Fraud					
Wire Fraud					2
Identity Theft		4	2	2	1
Hacking / Computer Invasion					
Motor Vehicle Theft	48	46	51	59	62
Robbery	6	8	9	7	7
Stolen Property Offenses	43	23	21	16	36
Pocket-picking					
Purse-snatching					
Shoplifting	339	350	189	237	135
Theft From Building	28	19	25	27	13
Theft From Coin Machine			1	1	
Theft From Motor Vehicle	30	23	11	30	31
Theft of Motor Vehicle Parts					1
All Other Larceny/Theft	141	135	112	128	58

Juvenile Arrests by Offense, 2016-2020
Continued

Number of Arrestees	2016	2017	2018	2019	2020
Crimes Against Society					
Animal Cruelty			1		
Drug/Narcotic Violations	425	439	430	332	324
Drug Equipment Violations	150	173	143	124	156
Betting/Wagering					
Gambling Equipment Violations					
Operating/Promoting Gambling					
Sports Tampering					
Pornography/Obscene Material	11	14	8	14	13
Prostitution		2			
Prostitution - Assisting/Promoting					
Purchasing Prostitution					
Weapon Law Violations	22	30	23	22	13
Group B Offenses					
Bad Checks					
Curfew/Loitering/Vagrancy	109	106	106	69	170
Disorderly Conduct	644	658	644	740	429
Driving Under the Influence	23	24	41	23	48
Family-Non Violent	128	163	244	299	230
Liquor Law Violations	467	478	385	410	449
Peeping Tom	1	1	2		
Trespass	42	67	24	37	34
All Other Offenses	404	865	729	680	451
Total Arrests	3,710	4,356	4,009	4,152	3,408

Juvenile Arrests
By Gender 2016-2020

Year	Male	% of Total	Female	% of Total	Total
2016	2,410	65.0%	1,300	35.0%	3,710
2017	2,564	58.9	1,792	41.1	4,356
2018	2,466	61.5	1,543	38.5	4,009
2019	2,622	63.2	1,530	36.8	4,152
2020	2,027	59.5	1,381	40.5	3,408

Adult Arrests by Offense, 2016-2020

Number of Arrestees	2016	2017	2018	2019	2020
Crimes Against Persons					
Murder	15	9	12	19	29
Negligent Manslaughter	3	2	2	3	4
Kidnapping/Abduction	25	19	30	24	24
Rape	29	38	25	50	31
Sodomy	5	2	3	5	4
Fondling	41	44	32	42	39
Sexual Assault w/Object	1	1		1	1
Incest		3	1	2	2
Statutory Rape	16	19	20	18	16
Aggravated Assault	489	535	543	564	599
Simple Assault	1,976	1,871	1,954	1,904	1,910
Intimidation	320	307	371	373	408
Stalking	19	20	37	28	28
Commercial Sex Acts	1	1	2		
Involuntary Servitude					
Crimes Against Property					
Arson	147	10	7	13	14
Bribery	1		2	2	
Burglary	247	266	212	241	292
Counterfeiting/Forgery	120	138	137	157	157
Destruction/Damage/Vandalism	348	320	320	318	323
Embezzlement	51	46	32	44	33
Extortion/Blackmail					4
False Pretenses	219	224	223	266	349
Credit Card/ATM Fraud	24	26	19	31	16
Impersonation	44	63	24	63	75
Welfare Fraud	1				
Wire Fraud	2	1	1		
Identity Theft	11	33	38	53	57
Hacking/Computer Invasion					
Motor Vehicle Theft	173	160	165	176	220
Robbery	70	60	54	56	56
Stolen Property Offenses	270	262	256	289	303
Pocket-picking					1
Purse-snatching		1		1	
Shoplifting	1,566	1,660	1,445	1,422	1,247
Theft From Building	108	108	108	95	70
Theft From Coin Machine	3		3	1	
Theft From Motor Vehicle	98	85	92	93	108
Theft of Motor Vehicle Parts	9	3	1	2	5
All Other Larceny/Theft	565	690	644	587	571

Adult Arrests by Offense, 2016-2020
Continued

Number of Arrestees	2016	2017	2018	2019	2020
Crimes Against Society					
Animal Cruelty	3	10	12	22	10
Drug/Narcotic Violations	4,441	4,639	5,025	4,677	3,938
Drug Equipment Violations	2,029	2,473	2,532	2,423	2,172
Betting/Wagering					
Gambling Equipment Violations					
Operating/Promoting Gambling		1	1	2	
Sports Tampering					
Pornography/Obscene Material	13	18	15	24	18
Prostitution	6	19	7	14	4
Prostitution - Assisting/Promoting	1		2	5	7
Purchasing Prostitution	13	17	2		3
Weapon Law Violations	316	267	318	283	267
Group B Offenses					
Bad Checks	43	45	43	68	20
Curfew/Loitering/Vagrancy	5	1	4	1	4
Disorderly Conduct	1,099	1,175	946	998	710
Driving Under the Influence	5,383	5,573	5,107	4,805	4,127
Family-Non Violent	115	132	113	149	98
Liquor Law Violations	2,431	2,415	2,244	2,063	2,166
Peeping Tom	4	2		1	
Trespass	957	898	888	989	916
All Other Offenses	4,759	5,241	4,973	4,870	4,543
Total Arrests	28,635	29,953	29,047	28,337	25,999

Adult Arrests
By Gender, 2016-2020

Year	Male	% of Total	Female	% of Total	Total
2016	20,865	72.9%	7,770	27.1%	28,635
2017	21,443	71.6	8,510	28.4	29,953
2018	20,763	71.5	8,284	28.5	29,047
2019	20,231	71.4	8,106	28.6	28,337
2020	18,587	71.5	7,412	28.5	25,999

Drug/Narcotics Violation Analysis

Drug/Narcotic Violations offenses decreased by 5.4 percent from a total of 6,444 in 2019 to 6,095 in 2020.

More than 46 percent of the drug types for 2020 involved marijuana.

Drug/Narcotic Violations arrests decreased by 14.9 percent from a total of 5,009 in 2019 to 4,262 in 2020. The arrest totals shown should not be interpreted as the number of individuals arrested for drug offenses because it is possible that some individuals may have been arrested on more than one occasion for this offense.

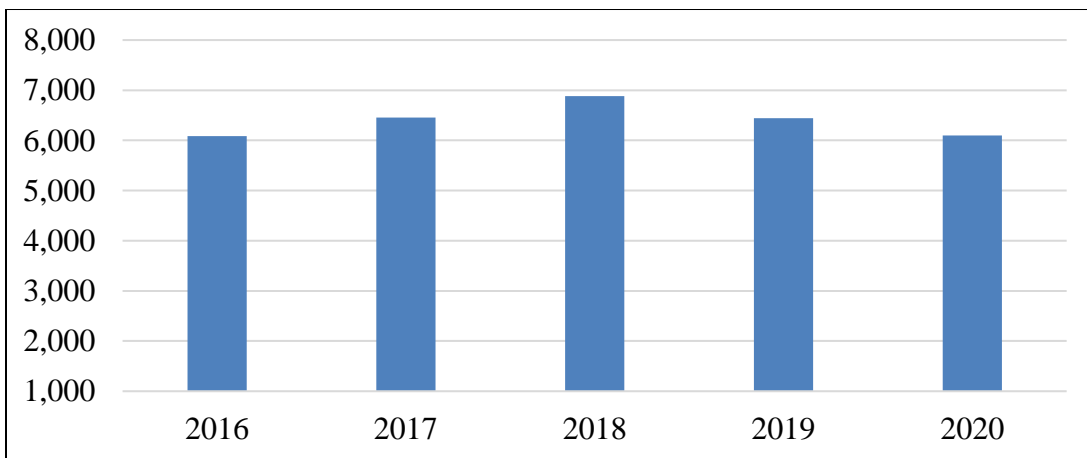
Nearly 69 percent of drug arrests in 2020 were arrests of males.

Juveniles (persons under the age of 18) comprised 7.6 percent of the total in 2020.

Drug/Narcotic Violations Offense Totals 2016-2020

Year	Total	% Change from Previous Year
2016	6,086	7.8%
2017	6,453	6.0
2018	6,884	6.7
2019	6,444	-6.4
2020	6,095	-5.4

Drug/Narcotic Violations Offense Totals 2016-2020



**Drug Types Seized in
Drug/Narcotic Violations*
2016-2020**

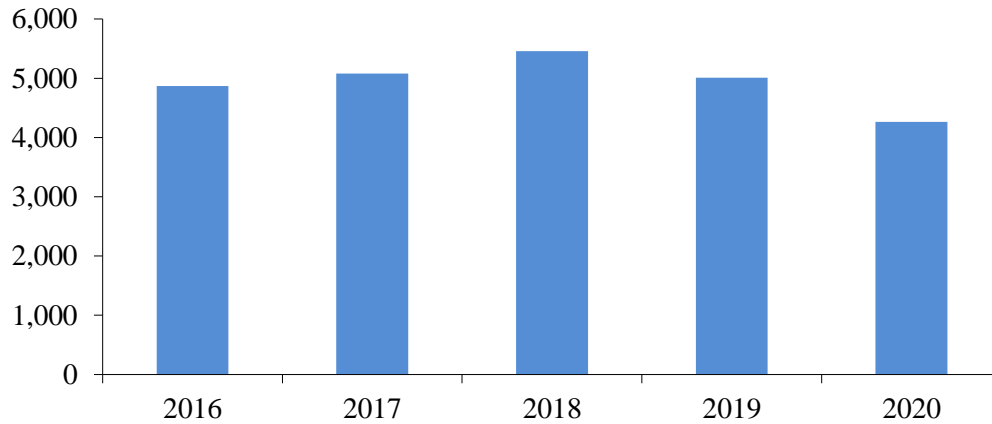
Drug Type	2016	2017	2018	2019	2020
Hashish	66	81	103	126	137
Marijuana	3,632	3,984	4,271	3,651	3,391
Crack Cocaine	20	15	9	16	15
Cocaine	112	142	118	110	116
Heroin	299	299	292	325	355
Morphine	32	18	14	14	11
Opium	43	46	52	29	25
Other Narcotics	361	297	249	290	274
Barbiturates	5	15	11	6	11
Other Depressants	110	126	109	81	109
Amphetamines/Methamphetamines	1,952	2,050	2,407	2,498	2,215
Other Stimulants	55	79	58	45	43
LSD	39	33	30	25	38
PCP					
Other Hallucinogens	52	48	79	111	109
Other Drugs	301	299	273	253	271
Unknown Type Drug	158	169	162	166	143

*Up to 3 drug types may be selected for each incident.

**Arrests for Drug/Narcotic Violations Offense
2016-2020**

Year	Total	% Change from Previous Year
2016	4,866	11.0%
2017	5,078	4.4
2018	5,455	7.4
2019	5,009	-8.2
2020	4,262	-14.9

**Arrests for Drug/Narcotic Violations Offense
2016-2020**



**Drug/Narcotic Violations Arrests
By Gender, 2016-2020**

Year	Male	Percent of Total	Female	Percent of Total	Total
2016	3,557	73.1%	1,309	26.9%	4,866
2017	3,560	70.1	1,518	29.9	5,078
2018	3,774	69.2	1,681	30.8	5,455
2019	3,470	69.3	1,539	30.7	5,009
2020	2,938	68.9	1,324	31.1	4,262

**Drug/Narcotic Violations Arrests
By Age Category, 2016-2020**

Year	Juvenile	Percent of Total	Adult	Percent of Total	Total
2016	425	8.7%	4,441	91.3%	4,866
2017	439	8.6	4,639	91.4	5,078
2018	430	7.9	5,025	92.1	5,455
2019	332	6.6	4,677	93.4	5,009
2020	324	7.6	3,938	92.4	4,262

**Drug/Narcotic Violations Arrests
By Age Group, 2016-2020**

Age Group	2016	2017	2018	2019	2020
10 - 17	425	439	430	332	324
18 - 24	1,605	1,538	1,720	1,382	1,164
25 - 34	1,577	1,773	1,784	1,735	1,475
35 - 44	743	768	928	922	806
45 - 54	355	373	424	419	326
55 - 64	150	171	156	197	147
65 and over	11	16	13	22	20

DUI Analysis

Reported DUI arrests decreased 13.5 percent from 4,828 in 2019 to 4,175 in 2020. The arrest totals should not be interpreted as the number of individuals arrested for DUI offenses because it is possible that some individuals may have been arrested on more than one occasion.

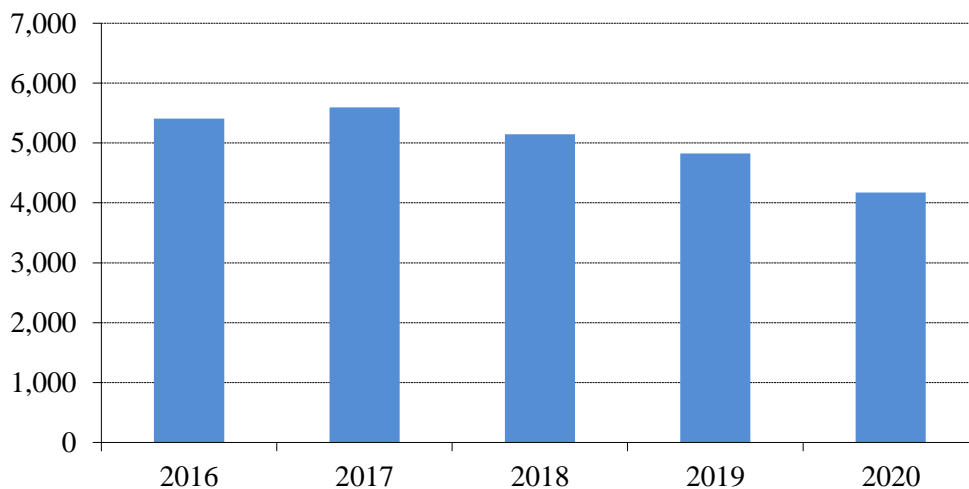
More than 75 percent of the DUI arrests in 2020 were arrests of males.

Juveniles, persons under the age of 18, made up 1.1 percent of the total in 2020.

DUI Arrests 2016-2020

Year	DUI Arrests Reported	Percent Change from Previous Year
2016	5,406	-13.2%
2017	5,597	3.5
2018	5,148	-8.0
2019	4,828	-6.2
2020	4,175	-13.5

DUI Arrests 2016-2020



**DUI Arrests
By Gender, 2016-2020**

Year	Male	Percent of Total	Female	Percent of Total	Total
2016	4,215	78.0%	1,191	22.0%	5,406
2017	4,295	76.7	1,302	23.3	5,597
2018	3,902	75.8	1,246	24.2	5,148
2019	3,727	77.2	1,101	22.8	4,828
2020	3,148	75.4	1,027	24.6	4,175

**DUI Arrests
By Age Category, 2016-2020**

Year	Juvenile	Percent of Total	Adult	Percent of Total	Total
2016	23	0.4%	5,383	99.6%	5,406
2017	24	0.4	5,573	99.6	5,597
2018	41	0.8	5,107	99.2	5,148
2019	23	0.5	4,805	99.5	4,828
2020	48	1.1	4,127	98.9	4,175

**DUI Arrests
By Age Group, 2016-2020**

Age Group	2016	2017	2018	2019	2020
10 - 17	23	24	41	23	48
18 - 24	1,203	1,242	1,078	946	916
25 - 34	1,920	1,982	1,796	1,696	1,435
35 - 44	1,021	1,110	1,032	1,002	890
45 - 54	784	768	698	682	463
55 - 64	374	381	394	384	324
65 and over	81	90	109	95	99

REPORTING SHERIFF'S OFFICES

Adams County Sheriff's Office – 2020

2020 Population Estimate		2,178	Offenses (*)		Arrests (**)	
			Reported	Cleared	Adult	Juvenile
Offense Overview			Group A Offenses			
Crimes Against Persons (***)						
Offense Total	59				0	0
Number Cleared	4				0	0
Percent Cleared	6.78%				0	0
Group A Crimes per 100,000 population	2,708.9				0	0
Arrest Overview			Crimes Against Property			
Total Arrests	17				0	0
Adult Arrests	16				0	0
Juvenile Arrests	1				0	0
Unknown Age	0				0	0
Arrests per 100,000 population	780.5				0	0
Average number offenses/incident	1.00				0	0
Domestic Incident Victims						
Offense	Reported	Cleared				
Murder and Nonnegligent Manslaughter	0	0	Arson	0	0	0
Aggravated Assault	0	0	Bribery	0	0	0
Simple Assault	6	1	Burglary/Breaking & Entering	4	0	0
Intimidation	1	0	Counterfeiting/Forgery	0	0	0
Stalking	1	0	Destruction/Damage/Vandalism of Property	5	0	0
Rape	0	0	Embezzlement	1	0	0
Sodomy	0	0	Extortion/Blackmail	0	0	0
Sexual Assault with An Object	0	0	False Pretenses/Swindle/Confidence Game	0	0	0
Fondling	1	0	Credit Card/Automated Teller Machine Fraud	2	0	0
Incest	0	0	Impersonation	0	0	0
Statutory Rape	1	0	Welfare Fraud	0	0	0
Kidnapping/Abduction	0	0	Wire Fraud	4	0	0
Total	10	1	Identity Theft	1	0	0
Group B Arrests			Hacking/Computer Invasion	0	0	0
Offense	Adult	Juvenile	Robbery	0	0	0
Curfew/Loitering/Vagrancy Violations	0	0	Pocket-picking	0	0	0
Disorderly Conduct	0	0	Purse-snatching	0	0	0
Driving Under the Influence	9	0	Shoplifting	2	0	0
Family Offenses (Nonviolent)	0	1	Theft from Building	3	0	0
Liquor Law Violations	3	0	Theft from Coin Operated Machine or Device	0	0	0
Peeping Tom	0	0	Theft from Motor Vehicle	0	0	0
Trespass of Real Property	0	0	Theft of Motor Vehicle Parts/Accessories	0	0	0
All Other Offenses	2	0	All Other Larceny	9	0	0
Total Group B	14	1	Motor Vehicle Theft	1	0	0
			Stolen Property Offenses	0	0	0
			Crimes Against Society			
			Drug/Narcotic Violations	3	1	0
			Drug Equipment Violations	4	0	0
			Betting/Wagering	0	0	0
			Operating/Promoting/Assisting Gambling	0	0	0
			Gambling Equipment Violations	0	0	0
			Sports Tampering	0	0	0
			Pornography/Obscene Material	0	0	0
			Prostitution	0	0	0
			Assisting or Promoting Prostitution	0	0	0
			Purchasing Prostitution	0	0	0
			Weapon Law Violations	1	1	0
			Animal Cruelty	1	0	0
			Total Group A Offenses	59	4	2

(*) Offenses are counted using the FBI Units of Count for Crime
 (**) The 'Arrests' column shows arrests made for incidents during the selected period, regardless of arrest date. Arrest counts for the same period may change over time.
 (***) Negligent Manslaughter now includes the killing of another person associated with driving under the influence, distracted driving (using a cell or smartphone), and reckless driving fatalities.

Barnes County Sheriff's Office - 2020

2020 Population Estimate		3,945		Offenses (*)		Arrests (**)	
Offense Overview				Reported	Cleared	Adult	Juvenile
Offense Total	95	Group A Offenses		Crimes Against Persons (***)			
Number Cleared	42	Murder and Nonnegligent Manslaughter				0	0
Percent Cleared	44.21%	Negligent Manslaughter				0	0
Group A Crimes per 100,000 population	2,408.1	Aggravated Assault		4	1	1	0
Arrest Overview				Simple Assault		14	3
Total Arrests	93	Intimidation		2	1	1	0
Adult Arrests	81	Stalking				0	0
Juvenile Arrests	12	Kidnapping/Abduction				0	0
Unknown Age	0	Rape				0	0
Arrests per 100,000 population	2,357.4	Sodomy				0	0
Average number offenses/incident				Sexual Assault With An Object		2	1
		1.23		Fondling		7	0
Domestic Incident Victims				Incest			
Offense	Reported	Cleared	Statutory Rape				0
Murder and Nonnegligent Manslaughter	0	0	Commercial Sex Acts				0
Aggravated Assault	1	1	Involuntary Servitude				0
Simple Assault	7	2	Crimes Against Property				0
Intimidation	2	1	Arson		0	0	0
Stalking	0	0	Bribery		0	0	0
Rape	0	0	Burglary/Breaking & Entering		6	0	0
Sodomy	0	0	Counterfeiting/Forgery		0	0	0
Sexual Assault With An Object	0	0	Destruction/Damage/Vandalism of Property		3	0	0
Fondling	1	0	Embezzlement		0	0	0
Incest	0	0	Extortion/Blackmail		0	0	0
Statutory Rape	0	0	False Pretenses/Swindle/Confidence Game		0	0	0
Kidnapping/Abduction	0	0	Credit Card/Automated Teller Machine Fraud		0	0	0
Total	11	4	Impersonation		1	0	0
Group B Arrests				Welfare Fraud		0	0
Offense	Adult	Juvenile	Wire Fraud		1	0	0
Bad Checks	0	0	Identity Theft		0	0	0
Curfew/Loitering/Vagrancy Violations	0	0	Hacking/Computer Invasion		0	0	0
Disorderly Conduct	0	0	Robbery		0	0	0
Driving Under the Influence	11	0	Pocket-picking		0	0	0
Drunkenness	0	0	Purse-snatching		0	0	0
Family Offenses (Nonviolent)	0	0	Shoplifting		0	0	0
Liquor Law Violations	16	6	Theft From Building		6	0	0
Peeping Tom	0	0	Theft From Coin Operated Machine or Device		0	0	0
Runaway	0	0	Theft From Motor Vehicle		2	0	0
Trespass of Real Property	0	0	Theft of Motor Vehicle Parts/Accessories		0	0	0
All Other Offenses	29	5	All Other Larceny		8	0	0
Total Group B	56	11	Motor Vehicle Theft		4	2	1
(*) Offenses are counted using the FBI Units of Count for Crime				Stolen Property Offenses		0	0
(**) The 'Arrests' column shows arrests made during the selected period, regardless of incident date. Arrest counts may be higher than incident counts.				Crimes Against Society			
(***) Negligent Manslaughter now includes the killing of another person associated with driving under the influence, distracted driving (using a cell or smartphone), and reckless driving fatalities.				Drug/Narcotic Violations		13	12
				Drug Equipment Violations		19	19
				Betting/Wagering		0	0
				Operating/Promoting/Assisting Gambling		0	0
				Gambling Equipment Violations		0	0
				Sports Tampering		0	0
				Pornography/Obscene Material		0	0
				Prostitution		0	0
				Assisting or Promoting Prostitution		0	0
				Purchasing Prostitution		0	0
				Weapon Law Violations		3	3
				Animal Cruelty		0	0
				Total Group A Offenses		95	42
						25	1

Benson County Sheriff's Office – 2020

2020 Population Estimate		6,775	Offenses (*)		Arrests (**)	
Offense Overview			Reported	Cleared	Adult	Juvenile
Group A Offenses						
Crimes Against Persons (***)						
Offense Total	28		1	1	1	0
Number Cleared	16				0	0
Percent Cleared	57.14%				0	0
Group A Crimes per 100,000 population	413.3		5	4	3	0
Arrest Overview						
Total Arrests	18				0	0
Adult Arrests	18				0	0
Juvenile Arrests	0				0	0
Unknown Age	0				0	0
Arrests per 100,000 population	265.7				0	0
Average number offenses/incident	1.33				0	0
Domestic Incident Victims						
Offense	Reported	Cleared				
Murder and Nonnegligent Manslaughter	1	1				
Aggravated Assault	0	0				
Simple Assault	2	2				
Intimidation	0	0				
Stalking	0	0				
Rape	0	0				
Sodomy	0	0				
Sexual Assault with An Object	0	0				
Fondling	0	0				
Incest	0	0				
Statutory Rape	0	0				
Kidnapping/Abduction	0	0				
Total	3	3				
Group B Arrests						
Offense	Adult	Juvenile				
Bad Checks	0	0				
Curfew/Loitering/Vagrancy Violations	0	0				
Disorderly Conduct	1	0				
Driving Under the Influence	4	0				
Drunkenness	0	0				
Family Offenses (Nonviolent)	0	0				
Liquor Law Violations	1	0				
Peeping Tom	0	0				
Runaway	0	0				
Trespass of Real Property	1	0				
All Other Offenses	3	0				
Total Group B	10	0				
Crimes Against Property						
Arson	0	0	0	0	0	0
Bribery	0	0	0	0	0	0
Burglary/Breaking & Entering	2	0	0	0	0	0
Counterfeiting/Forgery	0	0	0	0	0	0
Destruction/Damage/Vandalism of Property	1	1	1	1	1	0
Embezzlement	0	0	0	0	0	0
Extortion/Blackmail	0	0	0	0	0	0
False Pretenses/Swindle/Confidence Game	1	1	1	1	1	0
Credit Card/Automated Teller Machine Fraud	0	0	0	0	0	0
Impersonation	0	0	0	0	0	0
Welfare Fraud	0	0	0	0	0	0
Wire Fraud	0	0	0	0	0	0
Identity Theft	0	0	0	0	0	0
Hacking/Computer Invasion	0	0	0	0	0	0
Robbery	0	0	0	0	0	0
Pocket-picking	0	0	0	0	0	0
Purse-snatching	0	0	0	0	0	0
Shoplifting	0	0	0	0	0	0
Theft from Building	0	0	0	0	0	0
Theft from Coin Operated Machine or Device	0	0	0	0	0	0
Theft from Motor Vehicle	0	0	0	0	0	0
Theft of Motor Vehicle Parts/Accessories	1	0	0	0	0	0
All Other Larceny	4	1	0	0	0	0
Motor Vehicle Theft	5	1	1	1	1	0
Stolen Property Offenses	3	2	0	0	0	0
Crimes Against Society						
Drug/Narcotic Violations	1	1	0	0	0	0
Drug Equipment Violations	2	2	0	0	0	0
Betting/Wagering	0	0	0	0	0	0
Operating/Promoting/Assisting Gambling	0	0	0	0	0	0
Gambling Equipment Violations	0	0	0	0	0	0
Sports Tampering	0	0	0	0	0	0
Pornography/Obscene Material	0	0	0	0	0	0
Prostitution	0	0	0	0	0	0
Assisting or Promoting Prostitution	0	0	0	0	0	0
Purchasing Prostitution	0	0	0	0	0	0
Weapon Law Violations	2	2	1	1	1	0
Animal Cruelty	0	0	0	0	0	0
Total Group A Offenses	28	16	8	8	8	0

(*) Offenses are counted using the FBI Units of Count for Crime
 (**) The 'Arrests' column shows arrests made for incidents during the selected period, regardless of arrest date. Arrest counts for the same period may change over time.
 (***) Negligent Manslaughter now includes the killing of another person associated with driving under the influence, distracted driving (using a cell or smartphone), and reckless driving fatalities.

Billings County Sheriff's Office - 2020

2020 Population Estimate		805	Offenses (*)		Arrests (**)	
			Reported	Cleared	Adult	Juvenile
Offense Overview			Group A Offenses			
			Crimes Against Persons (***)			
Offense Total	23				0	0
Number Cleared	3				0	0
Percent Cleared	13.04%				0	0
Group A Crimes per 100,000 population	2,857.1				0	0
Arrest Overview			Crimes Against Property			
Total Arrests	3				0	0
Adult Arrests	3				0	0
Juvenile Arrests	0				0	0
Unknown Age	0				0	0
Arrests per 100,000 population	372.7				0	0
Average number offenses/incident	1.92				0	0
Domestic Incident Victims			Crimes Against Society			
Offense	Reported	Cleared				
Murder and Nonnegligent Manslaughter	0	0	Arson	0	0	0
Aggravated Assault	1	0	Bribery	0	0	0
Simple Assault	2	0	Burglary/Breaking & Entering	0	0	0
Intimidation	0	0	Counterfeiting/Forgery	0	0	0
Stalking	0	0	Destruction/Damage/Vandalism of Property	1	0	0
Rape	0	0	Embezzlement	0	0	0
Sodomy	0	0	Extortion/Blackmail	0	0	0
Sexual Assault with An Object	0	0	False Pretenses/Swindle/Confidence Game	1	0	0
Fondling	0	0	Credit Card/Automated Teller Machine Fraud	0	0	0
Incest	0	0	Impersonation	1	0	0
Statutory Rape	0	0	Welfare Fraud	0	0	0
Kidnapping/Abduction	0	0	Wire Fraud	0	0	0
Total	3	0	Identity Theft	0	0	0
Group B Arrests			Hacking/Computer Invasion	0	0	0
Offense	Adult	Juvenile	Robbery	0	0	0
Bad Checks	0	0	Pocket-picking	0	0	0
Curfew/Loitering/Vagrancy Violations	0	0	Purse-snatching	0	0	0
Disorderly Conduct	0	0	Shoplifting	0	0	0
Driving Under the Influence	1	0	Theft from Building	1	0	0
Drunkenness	0	0	Theft from Coin Operated Machine or Device	0	0	0
Family Offenses (Nonviolent)	0	0	Theft from Motor Vehicle	0	0	0
Liquor Law Violations	0	0	Theft of Motor Vehicle Parts/Accessories	0	0	0
Peeping Tom	0	0	All Other Larceny	1	0	0
Runaway	0	0	Motor Vehicle Theft	3	0	0
Trespass of Real Property	0	0	Stolen Property Offenses	0	0	0
All Other Offenses	0	0	Crimes Against Society			
Total Group B	1	0	Drug/Narcotic Violations	2	1	1
			Drug Equipment Violations	2	2	1
			Betting/Wagering	0	0	0
			Operating/Promoting/Assisting Gambling	0	0	0
			Gambling Equipment Violations	0	0	0
			Sports Tampering	0	0	0
			Pornography/Obscene Material	0	0	0
			Prostitution	0	0	0
			Assisting or Promoting Prostitution	0	0	0
			Purchasing Prostitution	0	0	0
			Weapon Law Violations	1	0	0
			Animal Cruelty	0	0	0
			Total Group A Offenses	23	3	2

(*) Offenses are counted using the FBI Units of Count for Crime
 (**) The 'Arrests' column shows arrests made for incidents during the selected period, regardless of arrest date. Arrest counts for the same period may change over time.
 (***) Negligent Manslaughter now includes the killing of another person associated with driving under the influence, distracted driving (using a cell or smartphone), and reckless driving fatalities.

Bottineau County Sheriff's Office - 2020

2020 Population Estimate		6,196		Offenses (*)		Arrests (**)	
				Reported	Cleared	Adult	Juvenile
Offense Overview				Group A Offenses			
Offense Total				Crimes Against Persons (***)			
Offense Total	145	Murder and Nonnegligent Manslaughter				0	0
Number Cleared	28	Negligent Manslaughter				0	0
Percent Cleared	19.31%	Aggravated Assault		3	1	1	0
Group A Crimes per 100,000 population	2,340.2	Simple Assault		18	8	7	1
		Intimidation		1		0	0
		Stalking				0	0
		Kidnapping/Abduction				0	0
		Rape				0	0
		Sodomy				0	0
		Sexual Assault with An Object				0	0
		Fondling		5	2	1	0
		Incest				0	0
		Statutory Rape		1	1	1	0
		Commercial Sex Acts				0	0
		Involuntary Servitude				0	0
		Crimes Against Property					
		Arson		1	0	0	0
		Bribery		0	0	0	0
		Burglary/Breaking & Entering		11	0	0	0
		Counterfeiting/Forgery		9	0	0	0
		Destruction/Damage/Vandalism of Property		11	0	0	0
		Embezzlement		1	0	0	0
		Extortion/Blackmail		0	0	0	0
		False Pretenses/Swindle/Confidence Game		6	0	0	0
		Credit Card/Automated Teller Machine Fraud		1	0	0	0
		Impersonation		0	0	0	0
		Welfare Fraud		0	0	0	0
		Wire Fraud		4	0	0	0
		Identity Theft		7	0	0	0
		Hacking/Computer Invasion		1	0	0	0
		Robbery		0	0	0	0
		Pocket-picking		0	0	0	0
		Purse-snatching		0	0	0	0
		Shoplifting		6	2	3	0
		Theft from Building		0	0	0	0
		Theft from Coin Operated Machine or Device		0	0	0	0
		Theft from Motor Vehicle		2	0	0	0
		Theft of Motor Vehicle Parts/Accessories		0	0	0	0
		All Other Larceny		27	1	1	0
		Motor Vehicle Theft		14	1	1	0
		Stolen Property Offenses		2	0	0	0
		Crimes Against Society					
		Drug/Narcotic Violations		7	7	6	1
		Drug Equipment Violations		5	4	2	0
		Betting/Wagering		0	0	0	0
		Operating/Promoting/Assisting Gambling		0	0	0	0
		Gambling Equipment Violations		0	0	0	0
		Sports Tampering		0	0	0	0
		Pornography/Obscene Material		1	1	0	0
		Prostitution		0	0	0	0
		Assisting or Promoting Prostitution		0	0	0	0
		Purchasing Prostitution		0	0	0	0
		Weapon Law Violations		1	0	0	0
		Animal Cruelty		0	0	0	0
		Total Group A Offenses		145	28	23	2
Domestic Incident Victims							
Offense	Reported	Cleared					
Murder and Nonnegligent Manslaughter	0	0					
Aggravated Assault	0	0					
Simple Assault	11	7					
Intimidation	0	0					
Stalking	0	0					
Rape	0	0					
Sodomy	0	0					
Sexual Assault with An Object	0	0					
Fondling	0	0					
Incest	0	0					
Statutory Rape	0	0					
Kidnapping/Abduction	0	0					
Total	11	7					
Group B Arrests							
Offense	Adult	Juvenile					
Bad Checks	0	0					
Curfew/Loitering/Vagrancy Violations	0	0					
Disorderly Conduct	2	0					
Driving Under the Influence	15	0					
Drunkenness	0	0					
Family Offenses (Nonviolent)	1	0					
Liquor Law Violations	1	6					
Peeping Tom	0	0					
Runaway	0	0					
Trespass of Real Property	1	0					
All Other Offenses	6	1					
Total Group B	26	7					

(*) Offenses are counted using the FBI Units of Count for Crime
 (**) The 'Arrests' column shows arrests made for incidents during the selected period, regardless of arrest date. Arrest counts for the same period may change over time.
 (***) Negligent Manslaughter now includes the killing of another person associated with driving under the influence, distracted driving (using a cell or smartphone), and reckless driving fatalities.

Bowman County Sheriff's Office - 2020

2020 Population Estimate		1,384		Offenses (*)		Arrests (**)	
Offense Overview				Reported	Cleared	Adult	Juvenile
Offense Total	14	Group A Offenses					
Number Cleared	5	Crimes Against Persons (***)					
Percent Cleared	35.71%	Murder and Nonnegligent Manslaughter				0	0
Group A Crimes per 100,000 population	1,011.6	Negligent Manslaughter				0	0
		Aggravated Assault				0	0
		Simple Assault		1	1	1	0
		Intimidation		1		0	0
		Stalking				0	0
		Kidnapping/Abduction				0	0
		Rape				0	0
		Sodomy				0	0
		Sexual Assault With An Object				0	0
		Fondling				0	0
		Incest				0	0
		Statutory Rape				0	0
		Commercial Sex Acts				0	0
		Involuntary Servitude				0	0
		Crimes Against Property					
		Arson		0	0	0	0
		Bribery		0	0	0	0
		Burglary/Breaking & Entering		3	1	0	0
		Counterfeiting/Forgery		0	0	0	0
		Destruction/Damage/Vandalism of Property		0	0	0	0
		Embezzlement		0	0	0	0
		Extortion/Blackmail		0	0	0	0
		False Pretenses/Swindle/Confidence Game		0	0	0	0
		Credit Card/Automated Teller Machine Fraud		0	0	0	0
		Impersonation		0	0	0	0
		Welfare Fraud		4	0	0	0
		Wire Fraud		0	0	0	0
		Identity Theft		0	0	0	0
		Hacking/Computer Invasion		0	0	0	0
		Robbery		0	0	0	0
		Pocket-picking		0	0	0	0
		Purse-snatching		0	0	0	0
		Shoplifting		1	1	1	0
		Theft From Building		1	0	0	0
		Theft From Coin Operated Machine or Device		0	0	0	0
		Theft From Motor Vehicle		0	0	0	0
		Theft of Motor Vehicle Parts/Accessories		0	0	0	0
		All Other Larceny		0	0	0	0
		Motor Vehicle Theft		0	0	0	0
		Stolen Property Offenses		0	0	0	0
		Crimes Against Society					
		Drug/Narcotic Violations		0	0	0	0
		Drug Equipment Violations		2	2	2	0
		Betting/Wagering		0	0	0	0
		Operating/Promoting/Assisting Gambling		0	0	0	0
		Gambling Equipment Violations		0	0	0	0
		Sports Tampering		0	0	0	0
		Pornography/Obscene Material		0	0	0	0
		Prostitution		0	0	0	0
		Assisting or Promoting Prostitution		0	0	0	0
		Purchasing Prostitution		0	0	0	0
		Weapon Law Violations		1	0	0	0
		Animal Cruelty		0	0	0	0
		Total Group A Offenses		14	5	4	0

Domestic Incident Victims		Reported	Cleared	Crimes Against Property			
Offense							
Murder and Nonnegligent Manslaughter	0	0	0	Arson	0	0	0
Aggravated Assault	0	0	0	Bribery	0	0	0
Simple Assault	1	1	1	Burglary/Breaking & Entering	3	1	0
Intimidation	0	0	0	Counterfeiting/Forgery	0	0	0
Stalking	0	0	0	Destruction/Damage/Vandalism of Property	0	0	0
Rape	0	0	0	Embezzlement	0	0	0
Sodomy	0	0	0	Extortion/Blackmail	0	0	0
Sexual Assault With An Object	0	0	0	False Pretenses/Swindle/Confidence Game	0	0	0
Fondling	0	0	0	Credit Card/Automated Teller Machine Fraud	0	0	0
Incest	0	0	0	Impersonation	0	0	0
Statutory Rape	0	0	0	Welfare Fraud	4	0	0
Kidnapping/Abduction	0	0	0	Wire Fraud	0	0	0
Total	1	1	1	Identity Theft	0	0	0

Group B Arrests		Adult	Juvenile	Crimes Against Society			
Offense							
Bad Checks	0	0	0	Drug/Narcotic Violations	0	0	0
Curfew/Loitering/Vagrancy Violations	0	0	0	Drug Equipment Violations	2	2	2
Disorderly Conduct	0	0	0	Betting/Wagering	0	0	0
Driving Under the Influence	2	0	0	Operating/Promoting/Assisting Gambling	0	0	0
Drunkenness	0	0	0	Gambling Equipment Violations	0	0	0
Family Offenses (Nonviolent)	0	0	0	Sports Tampering	0	0	0
Liquor Law Violations	0	0	0	Pornography/Obscene Material	0	0	0
Peeping Tom	0	0	0	Prostitution	0	0	0
Runaway	0	0	0	Assisting or Promoting Prostitution	0	0	0
Trespass of Real Property	1	0	0	Purchasing Prostitution	0	0	0
All Other Offenses	1	0	0	Weapon Law Violations	1	0	0
Total Group B	4	0	0	Animal Cruelty	0	0	0

(*) Offenses are counted using the FBI Units of Count for Crime
 (**) The 'Arrests' column shows arrests made during the selected period, regardless of incident date. Arrest counts may be higher than incident counts.
 (***) Negligent Manslaughter now includes the killing of another person associated with driving under the influence, distracted driving (using a cell or smartphone), and reckless driving fatalities.

Burke County Sheriff's Office - 2020

2020 Population Estimate	1,825	Offenses (*)		Arrests (**)				
		Reported	Cleared	Adult	Juvenile			
Offense Overview		Group A Offenses						
Offense Total		Crimes Against Persons (***)						
Number Cleared	37	Murder and Nonnegligent Manslaughter						
Percent Cleared	94.87%	Negligent Manslaughter						
Group A Crimes per 100,000 population	2,137.0	Aggravated Assault						
		Simple Assault						
		Intimidation						
		Stalking						
		Kidnapping/Abduction						
Arrest Overview		Rape						
Total Arrests	39	Sodomy						
Adult Arrests	38	Sexual Assault with An Object						
Juvenile Arrests	1	Fondling						
Unknown Age	0	Incest						
Arrests per 100,000 population	2,137.0	Statutory Rape						
		Commercial Sex Acts						
		Involuntary Servitude						
Average number offenses/incident	1.34	Crimes Against Property						
Domestic Incident Victims		Arson						
Offense	Reported	Cleared	Bribery					
Murder and Nonnegligent Manslaughter	0	0	Burglary/Breaking & Entering					
Aggravated Assault	1	1	Counterfeiting/Forgery					
Simple Assault	3	3	Destruction/Damage/Vandalism of Property					
Intimidation	1	1	Embezzlement					
Stalking	0	0	Extortion/Blackmail					
Rape	0	0	False Pretenses/Swindle/Confidence Game					
Sodomy	0	0	Credit Card/Automated Teller Machine Fraud					
Sexual Assault with An Object	0	0	Impersonation					
Fondling	0	0	Welfare Fraud					
Incest	0	0	Wire Fraud					
Statutory Rape	0	0	Identity Theft					
Kidnapping/Abduction	0	0	Hacking/Computer Invasion					
Total	5	5	Robbery					
Group B Arrests		Pocket-picking						
Offense	Adult	Juvenile	Purse-snatching					
Bad Checks	0	0	Shoplifting					
Curfew/Loitering/Vagrancy Violations	0	0	Theft from Building					
Disorderly Conduct	0	0	Theft from Coin Operated Machine or Device					
Driving Under the Influence	2	0	Theft from Motor Vehicle					
Drunkenness	0	0	Theft of Motor Vehicle Parts/Accessories					
Family Offenses (Nonviolent)	0	0	All Other Larceny					
Liquor Law Violations	0	0	Motor Vehicle Theft					
Peeping Tom	0	0	Stolen Property Offenses					
Runaway	0	0	Crimes Against Society					
Trespass of Real Property	1	0	Drug/Narcotic Violations					
All Other Offenses	4	0	Drug Equipment Violations					
Total Group B	7	0	Betting/Wagering					
			Operating/Promoting/Assisting Gambling					
			Gambling Equipment Violations					
			Sports Tampering					
			Pornography/Obscene Material					
			Prostitution					
			Assisting or Promoting Prostitution					
			Purchasing Prostitution					
			Weapon Law Violations					
			Animal Cruelty					
			Total Group A Offenses		39	37	31	1

(*) Offenses are counted using the FBI Units of Count for Crime
 (**) The 'Arrests' column shows arrests made for incidents during the selected period, regardless of arrest date. Arrest counts for the same period may change over time.
 (***) Negligent Manslaughter now includes the killing of another person associated with driving under the influence, distracted driving (using a cell or smartphone), and reckless driving fatalities.

Burleigh County Sheriff's Office - 2020

2020 Population Estimate		17,251	Offenses (*)		Arrests (**)	
Group A Offenses			Reported	Cleared	Adult	Juvenile
Offense Overview			Crimes Against Persons (***)			
Offense Total	1,070	Murder and Nonnegligent Manslaughter	2	2	2	0
Number Cleared	652	Negligent Manslaughter			0	0
Percent Cleared	60.93%	Aggravated Assault	25	17	11	3
Group A Crimes per 100,000 population	6,202.5	Simple Assault	78	50	18	3
		Intimidation	44	23	6	2
		Stalking	2	1	0	0
		Kidnapping/Abduction	3	3	1	0
		Rape	1	1	0	0
		Sodomy			0	0
		Sexual Assault with An Object			0	0
		Fondling	6	4	1	3
		Incest			0	0
		Statutory Rape			0	0
		Commercial Sex Acts			0	0
		Involuntary Servitude			0	0
		Crimes Against Property				
		Arson	3	1	0	0
		Bribery	0	0	0	0
		Burglary/Breaking & Entering	30	5	4	1
		Counterfeiting/Forgery	6	2	1	0
		Destruction/Damage/Vandalism of Property	68	16	7	5
		Embezzlement	0	0	0	0
		Extortion/Blackmail	2	0	0	0
		False Pretenses/Swindle/Confidence Game	7	1	1	0
		Credit Card/Automated Teller Machine Fraud	5	1	0	0
		Impersonation	91	3	2	0
		Welfare Fraud	0	0	0	0
		Wire Fraud	0	0	0	0
		Identity Theft	0	0	0	0
		Hacking/Computer Invasion	0	0	0	0
		Robbery	0	0	0	0
		Pocket-picking	0	0	0	0
		Purse-snatching	0	0	0	0
		Shoplifting	1	0	0	0
		Theft from Building	3	1	0	0
		Theft from Coin Operated Machine or Device	0	0	0	0
		Theft from Motor Vehicle	16	0	0	0
		Theft of Motor Vehicle Parts/Accessories	4	0	0	0
		All Other Larceny	48	6	5	2
		Motor Vehicle Theft	22	9	5	1
		Stolen Property Offenses	13	9	2	0
		Crimes Against Society				
		Drug/Narcotic Violations	271	231	227	35
		Drug Equipment Violations	297	253	102	8
		Betting/Wagering	0	0	0	0
		Operating/Promoting/Assisting Gambling	0	0	0	0
		Gambling Equipment Violations	0	0	0	0
		Sports Tampering	0	0	0	0
		Pornography/Obscene Material	4	0	0	0
		Prostitution	1	0	0	0
		Assisting or Promoting Prostitution	6	6	6	0
		Purchasing Prostitution	0	0	0	0
		Weapon Law Violations	11	7	5	0
		Animal Cruelty	0	0	0	0
		Total Group A Offenses	1,070	652	406	63
Domestic Incident Victims						
Offense	Reported	Cleared				
Murder and Nonnegligent Manslaughter	1	1				
Aggravated Assault	13	10				
Simple Assault	29	22				
Intimidation	17	14				
Stalking	1	1				
Rape	0	0				
Sodomy	0	0				
Sexual Assault with An Object	0	0				
Fondling	3	2				
Incest	0	0				
Statutory Rape	0	0				
Kidnapping/Abduction	1	1				
Total	65	51				
Group B Arrests						
Offense	Adult	Juvenile				
Bad Checks	0	0				
Curfew/Loitering/Vagrancy Violations	0	0				
Disorderly Conduct	0	0				
Driving Under the Influence	190	1				
Drunkenness	0	0				
Family Offenses (Nonviolent)	4	0				
Liquor Law Violations	127	30				
Peeping Tom	0	0				
Runaway	0	0				
Trespass of Real Property	2	0				
All Other Offenses	88	5				
Total Group B	411	36				

(*) Offenses are counted using the FBI Units of Count for Crime
 (**) The 'Arrests' column shows arrests made for incidents during the selected period, regardless of arrest date. Arrest counts for the same period may change over time.
 (***) Negligent Manslaughter now includes the killing of another person associated with driving under the influence, distracted driving (using a cell or smartphone), and reckless driving fatalities.

Cass County Sheriff's Office - 2020

2020 Population Estimate		18,304	Offenses (*)		Arrests (**)		
			Reported	Cleared	Adult	Juvenile	
Offense Overview			Group A Offenses				
			Crimes Against Persons (***)				
Offense Total	654		Murder and Nonnegligent Manslaughter	2	2	2	0
Number Cleared	175		Negligent Manslaughter			0	0
Percent Cleared	26.76%		Aggravated Assault	14	4	3	1
Group A Crimes per 100,000 population	3,573.0		Simple Assault	72	25	10	0
			Intimidation	13	4	4	0
			Stalking	1		0	0
			Kidnapping/Abduction	3	1	0	0
Arrest Overview			Rape	3		0	0
Total Arrests	287		Sodomy			0	0
Adult Arrests	264		Sexual Assault With An Object			0	0
Juvenile Arrests	23		Fondling	4		0	0
Unknown Age	0		Incest			0	0
Arrests per 100,000 population	1,568.0		Statutory Rape			0	0
			Commercial Sex Acts			0	0
			Involuntary Servitude			0	0
Average number offenses/incident	1.30		Crimes Against Property				
Domestic Incident Victims			Arson	1	1	1	0
Offense	Reported	Cleared	Bribery	0	0	0	0
Murder and Nonnegligent Manslaughter	0	0	Burglary/Breaking & Entering	56	6	8	0
Aggravated Assault	8	3	Counterfeiting/Forgery	5	0	0	0
Simple Assault	45	15	Destruction/Damage/Vandalism of Property	84	14	2	0
Intimidation	2	2	Embezzlement	1	0	0	0
Stalking	0	0	Extortion/Blackmail	0	0	0	0
Rape	0	0	False Pretenses/Swindle/Confidence Game	19	2	0	0
Sodomy	0	0	Credit Card/Automated Teller Machine Fraud	4	0	0	0
Sexual Assault With An Object	0	0	Impersonation	7	0	0	0
Fondling	1	0	Welfare Fraud	0	0	0	0
Incest	0	0	Wire Fraud	1	0	0	0
Statutory Rape	0	0	Identity Theft	56	0	0	0
Kidnapping/Abduction	3	1	Hacking/Computer Invasion	0	0	0	0
Total	59	21	Robbery	0	0	0	0
Group B Arrests			Pocket-picking	0	0	0	0
Offense	Adult	Juvenile	Purse-snatching	0	0	0	0
Bad Checks	0	0	Shoplifting	0	0	0	0
Curfew/Loitering/Vagrancy Violations	0	0	Theft From Building	2	0	0	0
Disorderly Conduct	2	0	Theft From Coin Operated Machine or Device	0	0	0	0
Driving Under the Influence	99	0	Theft From Motor Vehicle	13	1	0	0
Drunkenness	0	0	Theft of Motor Vehicle Parts/Accessories	2	0	0	0
Family Offenses (Nonviolent)	0	0	All Other Larceny	60	3	1	0
Liquor Law Violations	54	16	Motor Vehicle Theft	26	3	1	0
Peeping Tom	0	0	Stolen Property Offenses	22	13	7	1
Runaway	0	0	Crimes Against Society				
Trespass of Real Property	4	3	Drug/Narcotic Violations	86	50	27	0
All Other Offenses	25	2	Drug Equipment Violations	75	37	11	0
Total Group B	184	21	Betting/Wagering	0	0	0	0
			Operating/Promoting/Assisting Gambling	0	0	0	0
			Gambling Equipment Violations	0	0	0	0
			Sports Tampering	0	0	0	0
			Pornography/Obscene Material	4	0	0	0
			Prostitution	0	0	0	0
			Assisting or Promoting Prostitution	0	0	0	0
			Purchasing Prostitution	0	0	0	0
			Weapon Law Violations	13	9	3	0
			Animal Cruelty	5	0	0	0
			Total Group A Offenses	654	175	80	2

(*) Offenses are counted using the FBI Units of Count for Crime
 (**) The 'Arrests' column shows arrests made for incidents during the selected period, regardless of arrest date. Arrest counts for the same period may change over time.
 (***) Negligent Manslaughter now includes the killing of another person associated with driving under the influence, distracted driving (using a cell or smartphone), and reckless driving fatalities.

Cavalier County Sheriff's Office - 2020

2020 Population Estimate		3,697		Offenses (*)		Arrests (**)	
Offense Overview				Reported	Cleared	Adult	Juvenile
Offense Total	63	Group A Offenses					
Number Cleared	25	Crimes Against Persons (***)					
Percent Cleared	39.68%	Murder and Nonnegligent Manslaughter					
Group A Crimes per 100,000 population	1,704.1	Negligent Manslaughter					
Arrest Overview				Aggravated Assault			
Total Arrests	32	Simple Assault					
Adult Arrests	29	Intimidation					
Juvenile Arrests	3	Stalking					
Unknown Age	0	Kidnapping/Abduction					
Arrests per 100,000 population	865.6	Rape					
Average number offenses/incident				Sodomy			
1.29				Sexual Assault With An Object			
Domestic Incident Victims				Fondling			
Offense	Reported	Cleared	Incest				
Murder and Nonnegligent Manslaughter	0	0	Statutory Rape				
Aggravated Assault	0	0	Commercial Sex Acts				
Simple Assault	6	2	Involuntary Servitude				
Intimidation	2	1	Crimes Against Property				
Stalking	0	0	Arson				
Rape	0	0	Bribery				
Sodomy	0	0	Burglary/Breaking & Entering				
Sexual Assault With An Object	0	0	Counterfeiting/Forgery				
Fondling	0	0	Destruction/Damage/Vandalism of Property				
Incest	0	0	Embezzlement				
Statutory Rape	0	0	Extortion/Blackmail				
Kidnapping/Abduction	0	0	False Pretenses/Swindle/Confidence Game				
Total	8	3	Credit Card/Automated Teller Machine Fraud				
Group B Arrests				Impersonation			
Offense	Adult	Juvenile	Welfare Fraud				
Bad Checks	0	0	Wire Fraud				
Curfew/Loitering/Vagrancy Violations	0	0	Identity Theft				
Disorderly Conduct	2	0	Hacking/Computer Invasion				
Driving Under the Influence	5	0	Robbery				
Drunkenness	0	0	Pocket-picking				
Family Offenses (Nonviolent)	0	0	Purse-snatching				
Liquor Law Violations	3	0	Shoplifting				
Peeping Tom	0	0	Theft From Building				
Runaway	0	0	Theft From Coin Operated Machine or Device				
Trespass of Real Property	1	0	Theft From Motor Vehicle				
All Other Offenses	1	1	Theft of Motor Vehicle Parts/Accessories				
Total Group B	12	1	All Other Larceny				
(*) Offenses are counted using the FBI Units of Count for Crime				Motor Vehicle Theft			
(**) The 'Arrests' column shows arrests made for incidents during the selected period, regardless of arrest date. Arrest counts for the same period may change over time.				Stolen Property Offenses			
(***) Negligent Manslaughter now includes the killing of another person associated with driving under the influence, distracted driving (using a cell or smartphone), and reckless driving fatalities.				Crimes Against Society			
				Drug/Narcotic Violations			
				Drug Equipment Violations			
				Betting/Wagering			
				Operating/Promoting/Assisting Gambling			
				Gambling Equipment Violations			
				Sports Tampering			
				Pornography/Obscene Material			
				Prostitution			
				Assisting or Promoting Prostitution			
				Purchasing Prostitution			
				Weapon Law Violations			
				Animal Cruelty			
				Total Group A Offenses			
				63	25	17	2

Dickey County Sheriff's Office - 2020

2020 Population Estimate		1,859		Offenses (*)		Arrests (**)		
Offense Overview		Reported	Cleared	Adult	Juvenile			
Offense Total	24							
Number Cleared	8							
Percent Cleared	33.33%							
Group A Crimes per 100,000 population	1,291.0							
Arrest Overview								
Total Arrests	19							
Adult Arrests	19							
Juvenile Arrests	0							
Unknown Age	0							
Arrests per 100,000 population	1,022.1							
Average number offenses/incident	1.14							
Domestic Incident Victims								
Offense	Reported	Cleared						
Murder and Nonnegligent Manslaughter	0	0						
Aggravated Assault	0	0						
Simple Assault	0	0						
Intimidation	0	0						
Stalking	0	0						
Rape	0	0						
Sodomy	0	0						
Sexual Assault With An Object	0	0						
Fondling	0	0						
Incest	0	0						
Statutory Rape	0	0						
Kidnapping/Abduction	0	0						
Total	0	0						
Group B Arrests								
Offense	Adult	Juvenile						
Bad Checks	1	0						
Curfew/Loitering/Vagrancy Violations	0	0						
Disorderly Conduct	0	0						
Driving Under the Influence	5	0						
Drunkenness	0	0						
Family Offenses (Nonviolent)	0	0						
Liquor Law Violations	7	0						
Peeping Tom	0	0						
Runaway	0	0						
Trespass of Real Property	1	0						
All Other Offenses	0	0						
Total Group B	14	0						
(*) Offenses are counted using the FBI Units of Count for Crime								
(**) The 'Arrests' column shows arrests made during the selected period, regardless of incident date. Arrest counts may be higher than incident counts.								
(***) Negligent Manslaughter now includes the killing of another person associated with driving under the influence, distracted driving (using a cell or smartphone), and reckless driving fatalities.								
				Crimes Against Property				
				Arson	0	0	0	0
				Bribery	0	0	0	0
				Burglary/Breaking & Entering	2	0	0	0
				Counterfeiting/Forgery	0	0	0	0
				Destruction/Damage/Vandalism of Property	3	0	0	0
				Embezzlement	0	0	0	0
				Extortion/Blackmail	0	0	0	0
				False Pretenses/Swindle/Confidence Game	1	1	0	0
				Credit Card/Automated Teller Machine Fraud	1	0	0	0
				Impersonation	0	0	0	0
				Welfare Fraud	0	0	0	0
				Wire Fraud	2	0	0	0
				Identity Theft	1	0	0	0
				Hacking/Computer Invasion	0	0	0	0
				Robbery	0	0	0	0
				Pocket-picking	0	0	0	0
				Purse-snatching	0	0	0	0
				Shoplifting	0	0	0	0
				Theft From Building	1	0	0	0
				Theft From Coin Operated Machine or Device	0	0	0	0
				Theft From Motor Vehicle	0	0	0	0
				Theft of Motor Vehicle Parts/Accessories	0	0	0	0
				All Other Larceny	2	0	0	0
				Motor Vehicle Theft	2	0	0	0
				Stolen Property Offenses	0	0	0	0
				Crimes Against Society				
				Drug/Narcotic Violations	2	2	2	0
				Drug Equipment Violations	2	2	1	0
				Betting/Wagering	0	0	0	0
				Operating/Promoting/Assisting Gambling	0	0	0	0
				Gambling Equipment Violations	0	0	0	0
				Sports Tampering	0	0	0	0
				Pornography/Obscene Material	0	0	0	0
				Prostitution	0	0	0	0
				Assisting or Promoting Prostitution	0	0	0	0
				Purchasing Prostitution	0	0	0	0
				Weapon Law Violations	3	3	2	0
				Animal Cruelty	1	0	0	0
				Total Group A Offenses	24	8	5	0

Divide County Sheriff's Office - 2020

2020 Population Estimate		2,261		Offenses (*)		Arrests (**)		
Offense Overview				Group A Offenses	Reported	Cleared	Adult	Juvenile
Offense Total	75			Crimes Against Persons (***)				
Number Cleared	28			Murder and Nonnegligent Manslaughter			0	0
Percent Cleared	37.33%			Negligent Manslaughter			0	0
Group A Crimes per 100,000 population	3,317.1			Aggravated Assault	2		0	0
				Simple Assault	15	12	10	0
				Intimidation	2	2	1	0
				Stalking			0	0
				Kidnapping/Abduction			0	0
				Rape			0	0
				Sodomy			0	0
				Sexual Assault With An Object			0	0
				Fondling	1		0	0
				Incest			0	0
				Statutory Rape			0	0
				Commercial Sex Acts			0	0
				Involuntary Servitude			0	0
				Crimes Against Property				
				Arson	0	0	0	0
				Bribery	0	0	0	0
				Burglary/Breaking & Entering	3	0	0	0
				Counterfeiting/Forgery	0	0	0	0
				Destruction/Damage/Vandalism of Property	11	2	0	1
				Embezzlement	0	0	0	0
				Extortion/Blackmail	0	0	0	0
				False Pretenses/Swindle/Confidence Game	1	1	1	0
				Credit Card/Automated Teller Machine Fraud	1	0	0	0
				Impersonation	0	0	0	0
				Welfare Fraud	0	0	0	0
				Wire Fraud	0	0	0	0
				Identity Theft	2	0	0	0
				Hacking/Computer Invasion	0	0	0	0
				Robbery	0	0	0	0
				Pocket-picking	0	0	0	0
				Purse-snatching	0	0	0	0
				Shoplifting	0	0	0	0
				Theft From Building	1	0	0	0
				Theft From Coin Operated Machine or Device	0	0	0	0
				Theft From Motor Vehicle	3	0	0	0
				Theft of Motor Vehicle Parts/Accessories	1	0	0	0
				All Other Larceny	11	2	1	1
				Motor Vehicle Theft	1	1	0	0
				Stolen Property Offenses	0	0	0	0
				Crimes Against Society				
				Drug/Narcotic Violations	9	4	3	0
				Drug Equipment Violations	8	3	1	5
				Betting/Wagering	0	0	0	0
				Operating/Promoting/Assisting Gambling	0	0	0	0
				Gambling Equipment Violations	0	0	0	0
				Sports Tampering	0	0	0	0
				Pornography/Obscene Material	0	0	0	0
				Prostitution	0	0	0	0
				Assisting or Promoting Prostitution	0	0	0	0
				Purchasing Prostitution	0	0	0	0
				Weapon Law Violations	1	1	1	0
				Animal Cruelty	2	0	0	0
				Total Group A Offenses	75	28	18	7
Arrest Overview								
Total Arrests	48							
Adult Arrests	36							
Juvenile Arrests	12							
Unknown Age	0							
Arrests per 100,000 population	2,123.0							
Average number offenses/incident	1.21							
Domestic Incident Victims								
Offense	Reported	Cleared						
Murder and Nonnegligent Manslaughter	0	0						
Aggravated Assault	1	0						
Simple Assault	10	10						
Intimidation	2	2						
Stalking	0	0						
Rape	0	0						
Sodomy	0	0						
Sexual Assault With An Object	0	0						
Fondling	1	0						
Incest	0	0						
Statutory Rape	0	0						
Kidnapping/Abduction	0	0						
Total	14	12						
Group B Arrests								
Offense	Adult	Juvenile						
Bad Checks	0	0						
Curfew/Loitering/Vagrancy Violations	0	0						
Disorderly Conduct	1	0						
Driving Under the Influence	12	0						
Drunkenness	0	0						
Family Offenses (Nonviolent)	0	0						
Liquor Law Violations	2	5						
Peeping Tom	0	0						
Runaway	0	0						
Trespass of Real Property	1	0						
All Other Offenses	2	0						
Total Group B	18	5						

(*) Offenses are counted using the FBI Units of Count for Crime
 (**) The 'Arrests' column shows arrests made during the selected period, regardless of incident date. Arrest counts may be higher than incident counts.
 (***) Negligent Manslaughter now includes the killing of another person associated with driving under the influence, distracted driving (using a cell or smartphone), and reckless driving fatalities.

Dunn County Sheriff's Office - 2020

2020 Population Estimate		3,286		Offenses (*)		Arrests (**)		
Offense Overview				Group A Offenses	Reported	Cleared	Adult	Juvenile
Offense Total		108		Crimes Against Persons (***)				
Number Cleared		72		Murder and Nonnegligent Manslaughter			0	0
Percent Cleared		66.67%		Negligent Manslaughter			0	0
Group A Crimes per 100,000 population		3,286.7		Aggravated Assault			0	0
				Simple Assault	10	5	5	0
				Intimidation	1	1	1	0
				Stalking			0	0
				Kidnapping/Abduction			0	0
				Rape			0	0
				Sodomy			0	0
				Sexual Assault With An Object			0	0
				Fondling	1		0	0
				Incest			0	0
				Statutory Rape			0	0
				Commercial Sex Acts			0	0
				Involuntary Servitude			0	0
				Crimes Against Property				
				Arson	0	0	0	0
				Bribery	0	0	0	0
				Burglary/Breaking & Entering	1	0	0	0
				Counterfeiting/Forgery	0	0	0	0
				Destruction/Damage/Vandalism of Property	5	1	0	0
				Embezzlement	0	0	0	0
				Extortion/Blackmail	0	0	0	0
				False Pretenses/Swindle/Confidence Game	1	0	0	0
				Credit Card/Automated Teller Machine Fraud	0	0	0	0
				Impersonation	0	0	0	0
				Welfare Fraud	0	0	0	0
				Wire Fraud	0	0	0	0
				Identity Theft	0	0	0	0
				Hacking/Computer Invasion	0	0	0	0
				Robbery	0	0	0	0
				Pocket-picking	0	0	0	0
				Purse-snatching	0	0	0	0
				Shoplifting	0	0	0	0
				Theft From Building	2	0	0	0
				Theft From Coin Operated Machine or Device	0	0	0	0
				Theft From Motor Vehicle	0	0	0	0
				Theft of Motor Vehicle Parts/Accessories	0	0	0	0
				All Other Larceny	3	1	0	0
				Motor Vehicle Theft	3	0	0	0
				Stolen Property Offenses	1	1	0	0
				Crimes Against Society				
				Drug/Narcotic Violations	44	35	37	0
				Drug Equipment Violations	31	23	10	0
				Betting/Wagering	0	0	0	0
				Operating/Promoting/Assisting Gambling	0	0	0	0
				Gambling Equipment Violations	0	0	0	0
				Sports Tampering	0	0	0	0
				Pornography/Obscene Material	0	0	0	0
				Prostitution	0	0	0	0
				Assisting or Promoting Prostitution	0	0	0	0
				Purchasing Prostitution	0	0	0	0
				Weapon Law Violations	5	5	3	0
				Animal Cruelty	0	0	0	0
				Total Group A Offenses	108	72	56	0

Domestic Incident Victims		Reported	Cleared
Murder and Nonnegligent Manslaughter	0	0	0
Aggravated Assault	0	0	0
Simple Assault	7	4	4
Intimidation	0	0	0
Stalking	0	0	0
Rape	0	0	0
Sodomy	0	0	0
Sexual Assault With An Object	0	0	0
Fondling	0	0	0
Incest	0	0	0
Statutory Rape	0	0	0
Kidnapping/Abduction	0	0	0
Total	7	4	4

Group B Arrests		Adult	Juvenile
Bad Checks	0	0	0
Curfew/Loitering/Vagrancy Violations	0	0	0
Disorderly Conduct	4	0	0
Driving Under the Influence	41	0	0
Drunkenness	0	0	0
Family Offenses (Nonviolent)	2	0	0
Liquor Law Violations	0	0	0
Peeping Tom	0	0	0
Runaway	0	0	0
Trespass of Real Property	0	0	0
All Other Offenses	28	0	0
Total Group B	75	0	0

(*) Offenses are counted using the FBI Units of Count for Crime
(**) The 'Arrests' column shows arrests made during the selected period, regardless of incident date. Arrest counts may be higher than incident counts.
(***) Negligent Manslaughter now includes the killing of another person associated with driving under the influence, distracted driving (using a cell or smartphone), and reckless driving fatalities.

Eddy County Sheriff's Office - 2020

2020 Population Estimate		2,251		Offenses (*)		Arrests (**)	
				Reported	Cleared	Adult	Juvenile
Offense Overview				Group A Offenses			
Offense Total				Crimes Against Persons (***)			
Number Cleared	43	Murder and Nonnegligent Manslaughter				0	0
Percent Cleared	36.75%	Negligent Manslaughter				0	0
Group A Crimes per 100,000 population	5,197.7	Aggravated Assault				0	0
				Simple Assault	7	3	3
				Intimidation	1		0
				Stalking	1		0
				Kidnapping/Abduction			0
				Rape			0
				Sodomy			0
				Sexual Assault With An Object			0
				Fondling	3		0
				Incest			0
				Statutory Rape			0
				Commercial Sex Acts			0
				Involuntary Servitude			0
Arrest Overview				Crimes Against Property			
Total Arrests	50	Arson		1	0	0	0
Adult Arrests	50	Bribery		0	0	0	0
Juvenile Arrests	0	Burglary/Breaking & Entering		2	0	0	0
Unknown Age	0	Counterfeiting/Forgery		0	0	0	0
Arrests per 100,000 population	2,221.2	Destruction/Damage/Vandalism of Property		9	0	0	0
				Embezzlement	0	0	0
				Extortion/Blackmail	0	0	0
				False Pretenses/Swindle/Confidence Game	3	2	2
				Credit Card/Automated Teller Machine Fraud	0	0	0
				Impersonation	0	0	0
				Welfare Fraud	0	0	0
				Wire Fraud	0	0	0
				Identity Theft	2	0	0
				Hacking/Computer Invasion	0	0	0
				Robbery	0	0	0
				Pocket-picking	0	0	0
				Purse-snatching	0	0	0
				Shoplifting	2	0	0
				Theft From Building	0	0	0
				Theft From Coin Operated Machine or Device	0	0	0
				Theft From Motor Vehicle	0	0	0
				Theft of Motor Vehicle Parts/Accessories	0	0	0
				All Other Larceny	9	0	0
				Motor Vehicle Theft	5	0	0
				Stolen Property Offenses	2	2	1
				Crimes Against Society			
				Drug/Narcotic Violations	30	15	10
				Drug Equipment Violations	39	21	15
				Betting/Wagering	0	0	0
				Operating/Promoting/Assisting Gambling	0	0	0
				Gambling Equipment Violations	0	0	0
				Sports Tampering	0	0	0
				Pornography/Obscene Material	0	0	0
				Prostitution	0	0	0
				Assisting or Promoting Prostitution	0	0	0
				Purchasing Prostitution	0	0	0
				Weapon Law Violations	1	0	0
				Animal Cruelty	0	0	0
				Total Group A Offenses	117	43	31
							0
Domestic Incident Victims							
Offense	Reported	Cleared					
Murder and Nonnegligent Manslaughter	0	0					
Aggravated Assault	0	0					
Simple Assault	5	3					
Intimidation	1	0					
Stalking	0	0					
Rape	0	0					
Sodomy	0	0					
Sexual Assault With An Object	0	0					
Fondling	1	0					
Incest	0	0					
Statutory Rape	0	0					
Kidnapping/Abduction	0	0					
Total	7	3					
Group B Arrests							
Offense	Adult	Juvenile					
Bad Checks	0	0					
Curfew/Loitering/Vagrancy Violations	0	0					
Disorderly Conduct	0	0					
Driving Under the Influence	13	0					
Drunkenness	0	0					
Family Offenses (Nonviolent)	0	0					
Liquor Law Violations	0	0					
Peeping Tom	0	0					
Runaway	0	0					
Trespass of Real Property	0	0					
All Other Offenses	6	0					
Total Group B	19	0					

(*) Offenses are counted using the FBI Units of Count for Crime
 (**) The 'Arrests' column shows arrests made for incidents during the selected period, regardless of arrest date. Arrest counts for the same period may change over time.
 (***) Negligent Manslaughter now includes the killing of another person associated with driving under the influence, distracted driving (using a cell or smartphone), and reckless driving fatalities.

Emmons County Sheriff's Office - 2020

2020 Population Estimate		3,175	Offenses (*)		Arrests (**)		
Group A Offenses			Reported	Cleared	Adult	Juvenile	
Offense Overview			Crimes Against Persons (***)				
Offense Total	144				0	0	
Number Cleared	36				0	0	
Percent Cleared	25.00%				0	0	
Group A Crimes per 100,000 population	4,535.4				0	0	
Arrest Overview							
Total Arrests	45				0	0	
Adult Arrests	40				0	0	
Juvenile Arrests	5				0	0	
Unknown Age	0				0	0	
Arrests per 100,000 population	1,417.3				0	0	
Average number offenses/incident	1.40				0	0	
Domestic Incident Victims			Crimes Against Property				
Offense	Reported	Cleared	Arson	1	0	0	0
Murder and Nonnegligent Manslaughter	0	0	Bribery	0	0	0	0
Aggravated Assault	0	0	Burglary/Breaking & Entering	17	5	3	0
Simple Assault	8	3	Counterfeiting/Forgery	2	0	0	0
Intimidation	1	0	Destruction/Damage/Vandalism of Property	27	9	3	1
Stalking	0	0	Embezzlement	0	0	0	0
Rape	0	0	Extortion/Blackmail	0	0	0	0
Sodomy	0	0	False Pretenses/Swindle/Confidence Game	2	0	0	0
Sexual Assault With An Object	0	0	Credit Card/Automated Teller Machine Fraud	0	0	0	0
Fondling	1	0	Impersonation	0	0	0	0
Incest	0	0	Welfare Fraud	0	0	0	0
Statutory Rape	0	0	Wire Fraud	0	0	0	0
Kidnapping/Abduction	0	0	Identity Theft	4	0	0	0
Total	10	3	Hacking/Computer Invasion	0	0	0	0
Group B Arrests			Robbery	0	0	0	0
Offense	Adult	Juvenile	Pocket-picking	0	0	0	0
Bad Checks	0	0	Purse-snatching	0	0	0	0
Curfew/Loitering/Vagrancy Violations	0	0	Shoplifting	0	0	0	0
Disorderly Conduct	2	1	Theft From Building	0	0	0	0
Driving Under the Influence	7	0	Theft From Coin Operated Machine or Device	0	0	0	0
Drunkenness	0	0	Theft From Motor Vehicle	9	0	0	0
Family Offenses (Nonviolent)	0	0	Theft of Motor Vehicle Parts/Accessories	0	0	0	0
Liquor Law Violations	9	2	All Other Larceny	17	1	0	0
Peeping Tom	0	0	Motor Vehicle Theft	8	1	0	0
Runaway	0	0	Stolen Property Offenses	2	0	0	0
Trespass of Real Property	0	0	Crimes Against Society				
All Other Offenses	4	0	Drug/Narcotic Violations	12	9	7	0
Total Group B	22	3	Drug Equipment Violations	10	5	1	0
(*) Offenses are counted using the FBI Units of Count for Crime (**) The 'Arrests' column shows arrests made for incidents during the selected period, regardless of arrest date. Arrest counts for the same period may change over time. (***) Negligent Manslaughter now includes the killing of another person associated with driving under the influence, distracted driving (using a cell or smartphone), and reckless driving fatalities.			Betting/Wagering	0	0	0	0
			Operating/Promoting/Assisting Gambling	0	0	0	0
			Gambling Equipment Violations	0	0	0	0
			Sports Tampering	0	0	0	0
			Pornography/Obscene Material	1	0	0	0
			Prostitution	0	0	0	0
			Assisting or Promoting Prostitution	0	0	0	0
			Purchasing Prostitution	0	0	0	0
			Weapon Law Violations	4	2	1	0
			Animal Cruelty	0	0	0	0
Total Group A Offenses	144	36	18	2			

Foster County Sheriff's Office - 2020

2020 Population Estimate	1,190	Offenses (*)		Arrests (**)		
		Reported	Cleared	Adult	Juvenile	
Offense Overview		Group A Offenses				
Offense Total	14	Crimes Against Persons (***)				
Number Cleared	2	Murder and Nonnegligent Manslaughter				
Percent Cleared	14.29%	Negligent Manslaughter				
Group A Crimes per 100,000 population	1,176.5	Aggravated Assault				
		Simple Assault				
		Intimidation				
		Stalking				
		Kidnapping/Abduction				
Arrest Overview		Rape				
Total Arrests	3	Sodomy				
Adult Arrests	2	Sexual Assault With An Object				
Juvenile Arrests	1	Fondling				
Unknown Age	0	Incest				
Arrests per 100,000 population	252.1	Statutory Rape				
		Commercial Sex Acts				
Average number offenses/incident	1.08	Involuntary Servitude				
Domestic Incident Victims		Crimes Against Property				
Offense	Reported	Cleared	Arson			
Murder and Nonnegligent Manslaughter	0	0	Bribery			
Aggravated Assault	0	0	Burglary/Breaking & Entering			
Simple Assault	1	1	Counterfeiting/Forgery			
Intimidation	0	0	Destruction/Damage/Vandalism of Property			
Stalking	0	0	Embezzlement			
Rape	0	0	Extortion/Blackmail			
Sodomy	0	0	False Pretenses/Swindle/Confidence Game			
Sexual Assault With An Object	0	0	Credit Card/Automated Teller Machine Fraud			
Fondling	0	0	Impersonation			
Incest	0	0	Welfare Fraud			
Statutory Rape	0	0	Wire Fraud			
Kidnapping/Abduction	0	0	Identity Theft			
Total	1	1	Hacking/Computer Invasion			
Group B Arrests		Robbery				
Offense	Adult	Juvenile	Pocket-picking			
Bad Checks	0	0	Purse-snatching			
Curfew/Loitering/Vagrancy Violations	0	0	Shoplifting			
Disorderly Conduct	0	0	Theft From Building			
Driving Under the Influence	0	0	Theft From Coin Operated Machine or Device			
Drunkenness	0	0	Theft From Motor Vehicle			
Family Offenses (Nonviolent)	0	1	Theft of Motor Vehicle Parts/Accessories			
Liquor Law Violations	0	0	All Other Larceny			
Peeping Tom	0	0	Motor Vehicle Theft			
Runaway	0	0	Stolen Property Offenses			
Trespass of Real Property	0	0	Crimes Against Society			
All Other Offenses	0	0	Drug/Narcotic Violations			
Total Group B	0	1	Drug Equipment Violations			
		Betting/Wagering				
		Operating/Promoting/Assisting Gambling				
		Gambling Equipment Violations				
		Sports Tampering				
		Pornography/Obscene Material				
		Prostitution				
		Assisting or Promoting Prostitution				
		Purchasing Prostitution				
		Weapon Law Violations				
		Animal Cruelty				
		Total Group A Offenses				

(*) Offenses are counted using the FBI Units of Count for Crime
 (**) The 'Arrests' column shows arrests made during the selected period, regardless of incident date. Arrest counts may be higher than incident counts.
 (***) Negligent Manslaughter now includes the killing of another person associated with driving under the influence, distracted driving (using a cell or smartphone), and reckless driving fatalities.

Golden Valley County Sheriff's Office - 2020

2020 Population Estimate		1,751	Offenses (*)		Arrests (**)	
Offense Overview			Reported	Cleared	Adult	Juvenile
Group A Offenses						
Crimes Against Persons (***)						
Offense Total	38	Murder and Nonnegligent Manslaughter			0	0
Number Cleared	18	Negligent Manslaughter			0	0
Percent Cleared	47.37%	Aggravated Assault	1		0	0
Group A Crimes per 100,000 population	2,170.2	Simple Assault	14	11	2	7
		Intimidation	5	3	2	1
		Stalking	1		0	0
		Kidnapping/Abduction			0	0
		Rape	1		0	0
		Sodomy			0	0
		Sexual Assault With An Object	1		0	0
		Fondling	3	2	0	1
		Incest			0	0
		Statutory Rape			0	0
		Commercial Sex Acts			0	0
		Involuntary Servitude			0	0
		Crimes Against Property				
		Arson	0	0	0	0
		Bribery	0	0	0	0
		Burglary/Breaking & Entering	1	0	0	0
		Counterfeiting/Forgery	1	0	0	0
		Destruction/Damage/Vandalism of Property	2	1	0	1
		Embezzlement	0	0	0	0
		Extortion/Blackmail	0	0	0	0
		False Pretenses/Swindle/Confidence Game	1	1	0	1
		Credit Card/Automated Teller Machine Fraud	0	0	0	0
		Impersonation	2	0	0	0
		Welfare Fraud	0	0	0	0
		Wire Fraud	1	0	0	0
		Identity Theft	0	0	0	0
		Hacking/Computer Invasion	0	0	0	0
		Robbery	0	0	0	0
		Pocket-picking	0	0	0	0
		Purse-snatching	0	0	0	0
		Shoplifting	0	0	0	0
		Theft From Building	3	0	0	0
		Theft From Coin Operated Machine or Device	0	0	0	0
		Theft From Motor Vehicle	0	0	0	0
		Theft of Motor Vehicle Parts/Accessories	0	0	0	0
		All Other Larceny	0	0	0	0
		Motor Vehicle Theft	0	0	0	0
		Stolen Property Offenses	0	0	0	0
		Crimes Against Society				
		Drug/Narcotic Violations	1	0	0	0
		Drug Equipment Violations	0	0	0	0
		Betting/Wagering	0	0	0	0
		Operating/Promoting/Assisting Gambling	0	0	0	0
		Gambling Equipment Violations	0	0	0	0
		Sports Tampering	0	0	0	0
		Pornography/Obscene Material	0	0	0	0
		Prostitution	0	0	0	0
		Assisting or Promoting Prostitution	0	0	0	0
		Purchasing Prostitution	0	0	0	0
		Weapon Law Violations	0	0	0	0
		Animal Cruelty	0	0	0	0
		Total Group A Offenses	38	18	4	11
Arrest Overview						
Total Arrests	32					
Adult Arrests	12					
Juvenile Arrests	20					
Unknown Age	0					
Arrests per 100,000 population	1,827.5					
Average number offenses/incident	1.06					
Domestic Incident Victims						
Offense	Reported	Cleared				
Murder and Nonnegligent Manslaughter	0	0				
Aggravated Assault	0	0				
Simple Assault	1	1				
Intimidation	2	2				
Stalking	1	0				
Rape	0	0				
Sodomy	0	0				
Sexual Assault With An Object	0	0				
Fondling	0	0				
Incest	0	0				
Statutory Rape	0	0				
Kidnapping/Abduction	0	0				
Total	4	3				
Group B Arrests						
Offense	Adult	Juvenile				
Bad Checks	0	0				
Curfew/Loitering/Vagrancy Violations	0	0				
Disorderly Conduct	1	4				
Driving Under the Influence	7	0				
Drunkenness	0	0				
Family Offenses (Nonviolent)	0	0				
Liquor Law Violations	0	0				
Peeping Tom	0	0				
Runaway	0	0				
Trespass of Real Property	0	0				
All Other Offenses	0	5				
Total Group B	8	9				

(*) Offenses are counted using the FBI Units of Count for Crime
 (**) The 'Arrests' column shows arrests made for incidents during the selected period, regardless of arrest date. Arrest counts for the same period may change over time.
 (***) Negligent Manslaughter now includes the killing of another person associated with driving under the influence, distracted driving (using a cell or smartphone), and reckless driving fatalities.

Grand Forks County Sheriff's Office - 2020

2020 Population Estimate		10,441	Offenses (**)		Arrests (**)		
			Reported	Cleared	Adult	Juvenile	
Offense Overview			Group A Offenses				
			Crimes Against Persons (***)				
Offense Total	522		Murder and Nonnegligent Manslaughter	1	1	1	0
Number Cleared	262		Negligent Manslaughter			0	0
Percent Cleared	50.19%		Aggravated Assault	12	8	7	0
Group A Crimes per 100,000 population	4,999.5		Simple Assault	60	36	25	3
			Intimidation	17	5	3	0
			Stalking	26	2	2	0
			Kidnapping/Abduction	1	1	0	0
			Rape	3		0	0
			Sodomy			0	0
			Sexual Assault With An Object			0	0
			Fondling	6		0	0
			Incest			0	0
			Statutory Rape			0	0
			Commercial Sex Acts			0	0
			Involuntary Servitude			0	0
Arrest Overview			Crimes Against Property				
			Arson	0	0	0	0
			Bribery	0	0	0	0
			Burglary/Breaking & Entering	25	8	7	0
			Counterfeiting/Forgery	6	1	1	0
			Destruction/Damage/Vandalism of Property	57	14	4	2
			Embezzlement	0	0	0	0
			Extortion/Blackmail	0	0	0	0
			False Pretenses/Swindle/Confidence Game	24	17	15	0
			Credit Card/Automated Teller Machine Fraud	2	0	0	0
			Impersonation	0	0	0	0
			Welfare Fraud	0	0	0	0
			Wire Fraud	4	0	0	0
			Identity Theft	17	0	0	0
			Hacking/Computer Invasion	1	0	0	0
			Robbery	0	0	0	0
			Pocket-picking	0	0	0	0
			Purse-snatching	0	0	0	0
			Shoplifting	0	0	0	0
			Theft From Building	14	2	2	0
			Theft From Coin Operated Machine or Device	2	0	0	0
			Theft From Motor Vehicle	9	0	0	0
			Theft of Motor Vehicle Parts/Accessories	2	0	0	0
			All Other Larceny	32	1	1	0
			Motor Vehicle Theft	12	3	2	1
			Stolen Property Offenses	10	7	6	5
			Crimes Against Society				
			Drug/Narcotic Violations	82	74	63	3
			Drug Equipment Violations	87	80	33	1
			Betting/Wagering	0	0	0	0
			Operating/Promoting/Assisting Gambling	1	0	0	0
			Gambling Equipment Violations	0	0	0	0
			Sports Tampering	0	0	0	0
			Pornography/Obscene Material	1	0	0	0
			Prostitution	0	0	0	0
			Assisting or Promoting Prostitution	0	0	0	0
			Purchasing Prostitution	0	0	0	0
			Weapon Law Violations	3	2	2	0
			Animal Cruelty	5	0	0	0
			Total Group A Offenses	522	262	174	15
Domestic Incident Victims							
Offense	Reported	Cleared					
Murder and Nonnegligent Manslaughter	0	0					
Aggravated Assault	6	6					
Simple Assault	19	15					
Intimidation	5	5					
Stalking	4	2					
Rape	0	0					
Sodomy	0	0					
Sexual Assault With An Object	0	0					
Fondling	1	0					
Incest	0	0					
Statutory Rape	0	0					
Kidnapping/Abduction	1	1					
Total	36	29					
Group B Arrests							
Offense	Adult	Juvenile					
Bad Checks	0	0					
Curfew/Loitering/Vagrancy Violations	0	0					
Disorderly Conduct	5	1					
Driving Under the Influence	58	1					
Drunkenness	0	0					
Family Offenses (Nonviolent)	1	5					
Liquor Law Violations	42	5					
Peeping Tom	0	0					
Runaway	0	0					
Trespass of Real Property	1	0					
All Other Offenses	103	0					
Total Group B	210	12					

(*) Offenses are counted using the FBI Units of Count for Crime
 (**) The 'Arrests' column shows arrests made for incidents during the selected period, regardless of arrest date. Arrest counts for the same period may change over time.
 (***) Negligent Manslaughter now includes the killing of another person associated with driving under the influence, distracted driving (using a cell or smartphone), and reckless driving fatalities.

Grant County Sheriff's Office - 2020

2020 Population Estimate		2,236		Offenses (*)		Arrests (**)		
Group A Offenses				Reported	Cleared	Adult	Juvenile	
Offense Overview				Crimes Against Persons (***)				
Offense Total	21	Murder and Nonnegligent Manslaughter				0	0	
Number Cleared	8	Negligent Manslaughter				0	0	
Percent Cleared	38.10%	Aggravated Assault				0	0	
Group A Crimes per 100,000 population	939.2	Simple Assault	3	2	2	0	0	
		Intimidation				0	0	
		Stalking				0	0	
		Kidnapping/Abduction				0	0	
Arrest Overview				Rape				
Total Arrests	10	Sodomy				0	0	
Adult Arrests	10	Sexual Assault With An Object				0	0	
Juvenile Arrests	0	Fondling				0	0	
Unknown Age	0	Incest				0	0	
Arrests per 100,000 population	447.2	Statutory Rape	2	1	1	0	0	
		Commercial Sex Acts				0	0	
		Involuntary Servitude				0	0	
Average number offenses/incident	1.00	Crimes Against Property						
Domestic Incident Victims				Arson	0	0	0	0
Offense	Reported	Cleared	Bribery	0	0	0	0	
Murder and Nonnegligent Manslaughter	0	0	Burglary/Breaking & Entering	3	0	0	0	
Aggravated Assault	0	0	Counterfeiting/Forgery	0	0	0	0	
Simple Assault	3	2	Destruction/Damage/Vandalism of Property	1	1	0	0	
Intimidation	0	0	Embezzlement	0	0	0	0	
Stalking	0	0	Extortion/Blackmail	0	0	0	0	
Rape	0	0	False Pretenses/Swindle/Confidence Game	3	1	1	0	
Sodomy	0	0	Credit Card/Automated Teller Machine Fraud	0	0	0	0	
Sexual Assault With An Object	0	0	Impersonation	0	0	0	0	
Fondling	0	0	Welfare Fraud	0	0	0	0	
Incest	0	0	Wire Fraud	0	0	0	0	
Statutory Rape	2	1	Identity Theft	1	0	0	0	
Kidnapping/Abduction	0	0	Hacking/Computer Invasion	0	0	0	0	
Total	5	3	Robbery	0	0	0	0	
Group B Arrests				Pocket-picking	0	0	0	
Offense	Adult	Juvenile	Purse-snatching	0	0	0	0	
Bad Checks	0	0	Shoplifting	0	0	0	0	
Curfew/Loitering/Vagrancy Violations	0	0	Theft From Building	0	0	0	0	
Disorderly Conduct	0	0	Theft From Coin Operated Machine or Device	0	0	0	0	
Driving Under the Influence	1	0	Theft From Motor Vehicle	0	0	0	0	
Drunkenness	0	0	Theft of Motor Vehicle Parts/Accessories	0	0	0	0	
Family Offenses (Nonviolent)	0	0	All Other Larceny	5	1	1	0	
Liquor Law Violations	0	0	Motor Vehicle Theft	0	0	0	0	
Peeping Tom	0	0	Stolen Property Offenses	0	0	0	0	
Runaway	0	0	Crimes Against Society					
Trespass of Real Property	0	0	Drug/Narcotic Violations	1	1	1	0	
All Other Offenses	2	0	Drug Equipment Violations	1	1	1	0	
Total Group B	3	0	Betting/Wagering	0	0	0	0	
(*) Offenses are counted using the FBI Units of Count for Crime				Operating/Promoting/Assisting Gambling	0	0	0	
(**) The 'Arrests' column shows arrests made for incidents during the selected period, regardless of arrest date. Arrest counts for the same period may change over time.				Gambling Equipment Violations	0	0	0	
(***) Negligent Manslaughter now includes the killing of another person associated with driving under the influence, distracted driving (using a cell or smartphone), and reckless driving fatalities.				Sports Tampering	0	0	0	
				Pornography/Obscene Material	0	0	0	
				Prostitution	0	0	0	
				Assisting or Promoting Prostitution	0	0	0	
				Purchasing Prostitution	0	0	0	
				Weapon Law Violations	1	0	0	
				Animal Cruelty	0	0	0	
				Total Group A Offenses	21	8	7	

Griggs County Sheriff's Office - 2020

2020 Population Estimate		2,187		Offenses (*)		Arrests (**)	
				Reported	Cleared	Adult	Juvenile
Offense Overview				Group A Offenses			
Offense Total	29			Crimes Against Persons (***)			
Number Cleared	5			Murder and Nonnegligent Manslaughter		0	0
Percent Cleared	17.24%			Negligent Manslaughter		0	0
Group A Crimes per 100,000 population	1,326.0			Aggravated Assault		0	0
				Simple Assault		6	3
				Intimidation		5	1
				Stalking		1	0
				Kidnapping/Abduction		0	0
Arrest Overview				Rape		0	0
Total Arrests	14			Sodomy		0	0
Adult Arrests	14			Sexual Assault With An Object		0	0
Juvenile Arrests	0			Fondling		0	0
Unknown Age	0			Incest		0	0
Arrests per 100,000 population	640.1			Statutory Rape		0	0
				Commercial Sex Acts		0	0
				Involuntary Servitude		0	0
Average number offenses/incident				1.12			
Domestic Incident Victims				Crimes Against Property			
Offense	Reported	Cleared			Arson	0	0
Murder and Nonnegligent Manslaughter	0	0			Bribery	0	0
Aggravated Assault	0	0			Burglary/Breaking & Entering	7	0
Simple Assault	5	3			Counterfeiting/Forgery	0	0
Intimidation	3	1			Destruction/Damage/Vandalism of Property	3	0
Stalking	1	0			Embezzlement	0	0
Rape	0	0			Extortion/Blackmail	0	0
Sodomy	0	0			False Pretenses/Swindle/Confidence Game	1	1
Sexual Assault With An Object	0	0			Credit Card/Automated Teller Machine Fraud	0	0
Fondling	0	0			Impersonation	0	0
Incest	0	0			Welfare Fraud	0	0
Statutory Rape	0	0			Wire Fraud	0	0
Kidnapping/Abduction	0	0			Identity Theft	0	0
Total	9	4			Hacking/Computer Invasion	0	0
				Robbery		0	0
				Pocket-picking		0	0
				Purse-snatching		0	0
Group B Arrests				Shoplifting		1	0
Offense	Adult	Juvenile			Theft From Building	0	0
Bad Checks	0	0			Theft From Coin Operated Machine or Device	0	0
Curfew/Loitering/Vagrancy Violations	0	0			Theft From Motor Vehicle	0	0
Disorderly Conduct	1	0			Theft of Motor Vehicle Parts/Accessories	0	0
Driving Under the Influence	6	0			All Other Larceny	5	0
Drunkenness	0	0			Motor Vehicle Theft	0	0
Family Offenses (Nonviolent)	0	0			Stolen Property Offenses	0	0
Liquor Law Violations	1	0			Crimes Against Society		
Peeping Tom	0	0			Drug/Narcotic Violations	0	0
Runaway	0	0			Drug Equipment Violations	0	0
Trespass of Real Property	0	0			Betting/Wagering	0	0
All Other Offenses	1	0			Operating/Promoting/Assisting Gambling	0	0
Total Group B	9	0			Gambling Equipment Violations	0	0
				Sports Tampering		0	0
				Pornography/Obscene Material		0	0
				Prostitution		0	0
				Assisting or Promoting Prostitution		0	0
				Purchasing Prostitution		0	0
				Weapon Law Violations		0	0
				Animal Cruelty		0	0
				Total Group A Offenses		29	5

(*) Offenses are counted using the FBI Units of Count for Crime
 (**) The 'Arrests' column shows arrests made during the selected period, regardless of incident date. Arrest counts may be higher than incident counts.
 (***) Negligent Manslaughter now includes the killing of another person associated with driving under the influence, distracted driving (using a cell or smartphone), and reckless driving fatalities.

Hettinger County Sheriff's Office - 2020

2020 Population Estimate		2,475	Offenses (*)		Arrests (**)	
			Reported	Cleared	Adult	Juvenile
Offense Overview			Group A Offenses			
			Crimes Against Persons (***)			
Offense Total	68				0	0
Number Cleared	7				0	0
Percent Cleared	10.29%					
Group A Crimes per 100,000 population	2,747.5					
Arrest Overview			Crimes Against Property			
Total Arrests	16				0	0
Adult Arrests	16				0	0
Juvenile Arrests	0				0	0
Unknown Age	0				0	0
Arrests per 100,000 population	646.5				0	0
Average number offenses/incident	1.05				0	0
Domestic Incident Victims			Crimes Against Society			
Offense	Reported	Cleared				
Murder and Nonnegligent Manslaughter	0	0	Arson	0	0	0
Aggravated Assault	1	1	Bribery	0	0	0
Simple Assault	4	1	Burglary/Breaking & Entering	5	0	0
Intimidation	0	0	Counterfeiting/Forgery	0	0	0
Stalking	2	0	Destruction/Damage/Vandalism of Property	15	2	2
Rape	1	0	Embezzlement	1	0	0
Sodomy	0	0	Extortion/Blackmail	1	0	0
Sexual Assault With An Object	0	0	False Pretenses/Swindle/Confidence Game	0	0	0
Fondling	0	0	Credit Card/Automated Teller Machine Fraud	0	0	0
Incest	0	0	Impersonation	0	0	0
Statutory Rape	0	0	Welfare Fraud	0	0	0
Kidnapping/Abduction	0	0	Wire Fraud	2	0	0
Total	8	2	Identity Theft	4	0	0
Group B Arrests			Hacking/Computer Invasion	0	0	0
Offense	Adult	Juvenile	Robbery	0	0	0
Bad Checks	0	0	Pocket-picking	0	0	0
Curfew/Loitering/Vagrancy Violations	0	0	Purse-snatching	0	0	0
Disorderly Conduct	0	0	Shoplifting	0	0	0
Driving Under the Influence	6	0	Theft From Building	2	0	0
Drunkenness	0	0	Theft From Coin Operated Machine or Device	0	0	0
Family Offenses (Nonviolent)	0	0	Theft From Motor Vehicle	0	0	0
Liquor Law Violations	2	0	Theft of Motor Vehicle Parts/Accessories	0	0	0
Peeping Tom	0	0	All Other Larceny	7	0	0
Runaway	0	0	Motor Vehicle Theft	3	0	0
Trespass of Real Property	1	0	Stolen Property Offenses	0	0	0
All Other Offenses	1	0	Crimes Against Society			
Total Group B	10	0	Drug/Narcotic Violations	1	0	0
			Drug Equipment Violations	3	1	0
			Betting/Wagering	0	0	0
			Operating/Promoting/Assisting Gambling	0	0	0
			Gambling Equipment Violations	0	0	0
			Sports Tampering	0	0	0
			Pornography/Obscene Material	0	0	0
			Prostitution	0	0	0
			Assisting or Promoting Prostitution	0	0	0
			Purchasing Prostitution	0	0	0
			Weapon Law Violations	1	1	0
			Animal Cruelty	1	0	0
			Total Group A Offenses	68	7	6

(*) Offenses are counted using the FBI Units of Count for Crime
 (**) The 'Arrests' column shows arrests made for incidents during the selected period, regardless of arrest date. Arrest counts for the same period may change over time.
 (***) Negligent Manslaughter now includes the killing of another person associated with driving under the influence, distracted driving (using a cell or smartphone), and reckless driving fatalities.

Kidder County Sheriff's Office - 2020

2020 Population Estimate		1,746	Offenses (*)		Arrests (**)	
			Reported	Cleared	Adult	Juvenile
Offense Overview			Group A Offenses			
			Crimes Against Persons (***)			
Offense Total	11				0	0
Number Cleared	4				0	0
Percent Cleared	36.36%				0	0
Group A Crimes per 100,000 population	630.0		3	2	2	0
			Crimes Against Property			
			Crimes Against Society			
Arrest Overview						
Total Arrests	5				0	0
Adult Arrests	5				0	0
Juvenile Arrests	0				0	0
Unknown Age	0				0	0
Arrests per 100,000 population	286.4				0	0
Average number offenses/incident	1.00				0	0
Domestic Incident Victims						
Offense	Reported	Cleared				
Murder and Nonnegligent Manslaughter	0	0	0	0	0	0
Aggravated Assault	0	0	0	0	0	0
Simple Assault	1	1	2	2	0	0
Intimidation	0	0	0	0	0	0
Stalking	0	0	0	0	0	0
Rape	0	0	0	0	0	0
Sodomy	0	0	0	0	0	0
Sexual Assault With An Object	0	0	0	0	0	0
Fondling	0	0	0	0	0	0
Incest	0	0	0	0	0	0
Statutory Rape	0	0	0	0	0	0
Kidnapping/Abduction	0	0	0	0	0	0
Total	1	1	0	0	0	0
Group B Arrests						
Offense	Adult	Juvenile				
Bad Checks	0	0	0	0	0	0
Curfew/Loitering/Vagrancy Violations	0	0	0	0	0	0
Disorderly Conduct	0	0	0	0	0	0
Driving Under the Influence	0	0	0	0	0	0
Drunkenness	0	0	0	0	0	0
Family Offenses (Nonviolent)	0	0	0	0	0	0
Liquor Law Violations	0	0	0	0	0	0
Peeping Tom	0	0	0	0	0	0
Runaway	0	0	0	0	0	0
Trespass of Real Property	2	0	0	0	0	0
All Other Offenses	1	0	0	0	0	0
Total Group B	3	0	0	0	0	0
(*) Offenses are counted using the FBI Units of Count for Crime						
(**) The 'Arrests' column shows arrests made during the selected period, regardless of incident date. Arrest counts may be higher than incident counts.						
(***) Negligent Manslaughter now includes the killing of another person associated with driving under the influence, distracted driving (using a cell or smartphone), and reckless driving fatalities.						
			11	4	2	0

LaMoure County Sheriff's Office - 2020

2020 Population Estimate	3,110	Offenses (*)		Arrests (**)		
		Reported	Cleared	Adult	Juvenile	
Offense Overview		Group A Offenses				
Offense Total		Crimes Against Persons (***)				
Number Cleared	10	Murder and Nonnegligent Manslaughter				
Percent Cleared	26.32%	Negligent Manslaughter				
Group A Crimes per 100,000 population	1,221.9	Aggravated Assault				
		Simple Assault				
		Intimidation				
		Stalking				
		Kidnapping/Abduction				
Arrest Overview		Rape				
Total Arrests	24	Sodomy				
Adult Arrests	22	Sexual Assault With An Object				
Juvenile Arrests	2	Fondling				
Unknown Age	0	Incest				
Arrests per 100,000 population	771.7	Statutory Rape				
		Commercial Sex Acts				
		Involuntary Servitude				
Average number offenses/incident	1.41	Crimes Against Property				
Domestic Incident Victims		Arson				
Offense	Reported	Cleared	Bribery			
Murder and Nonnegligent Manslaughter	0	0	Burglary/Breaking & Entering			
Aggravated Assault	0	0	Counterfeiting/Forgery			
Simple Assault	5	1	Destruction/Damage/Vandalism of Property			
Intimidation	2	1	Embezzlement			
Stalking	0	0	Extortion/Blackmail			
Rape	0	0	False Pretenses/Swindle/Confidence Game			
Sodomy	0	0	Credit Card/Automated Teller Machine Fraud			
Sexual Assault With An Object	0	0	Impersonation			
Fondling	0	0	Welfare Fraud			
Incest	0	0	Wire Fraud			
Statutory Rape	0	0	Identity Theft			
Kidnapping/Abduction	0	0	Hacking/Computer Invasion			
Total	7	2	Robbery			
Group B Arrests		Pocket-picking				
Offense	Adult	Juvenile	Purse-snatching			
Bad Checks	0	0	Shoplifting			
Curfew/Loitering/Vagrancy Violations	0	0	Theft From Building			
Disorderly Conduct	0	0	Theft From Coin Operated Machine or Device			
Driving Under the Influence	5	0	Theft From Motor Vehicle			
Drunkenness	0	0	Theft of Motor Vehicle Parts/Accessories			
Family Offenses (Nonviolent)	0	0	All Other Larceny			
Liquor Law Violations	11	1	Motor Vehicle Theft			
Peeping Tom	0	0	Stolen Property Offenses			
Runaway	0	0	Crimes Against Society			
Trespass of Real Property	0	0	Drug/Narcotic Violations			
All Other Offenses	2	0	Drug Equipment Violations			
Total Group B	18	1	Betting/Wagering			
			Operating/Promoting/Assisting Gambling			
			Gambling Equipment Violations			
			Sports Tampering			
			Pornography/Obscene Material			
			Prostitution			
			Assisting or Promoting Prostitution			
			Purchasing Prostitution			
			Weapon Law Violations			
			Animal Cruelty			
			Total Group A Offenses			

(*) Offenses are counted using the FBI Units of Count for Crime
 (**) The 'Arrests' column shows arrests made for incidents during the selected period, regardless of arrest date. Arrest counts for the same period may change over time.
 (***) Negligent Manslaughter now includes the killing of another person associated with driving under the influence, distracted driving (using a cell or smartphone), and reckless driving fatalities.

Logan County Sheriff's Office - 2020

2020 Population Estimate		1,067	Offenses (*)		Arrests (**)	
Offense Overview			Reported	Cleared	Adult	Juvenile
Group A Offenses						
Crimes Against Persons (***)						
Offense Total	22				0	0
Number Cleared	16				0	0
Percent Cleared	72.73%				0	0
Group A Crimes per 100,000 population	2,061.9				0	0
Arrest Overview						
Total Arrests	52				0	0
Adult Arrests	44				0	0
Juvenile Arrests	8				0	0
Unknown Age	0				0	0
Arrests per 100,000 population	4,873.5				0	0
Average number offenses/incident	1.00				0	0
Domestic Incident Victims						
Offense	Reported	Cleared				
Murder and Nonnegligent Manslaughter	0	0	0	0	0	0
Aggravated Assault	0	0	0	0	0	0
Simple Assault	0	0	0	0	0	0
Intimidation	1	1	0	0	0	0
Stalking	0	0	0	0	0	0
Rape	0	0	0	0	0	0
Sodomy	0	0	0	0	0	0
Sexual Assault With An Object	0	0	0	0	0	0
Fondling	0	0	0	0	0	0
Incest	0	0	0	0	0	0
Statutory Rape	0	0	0	0	0	0
Kidnapping/Abduction	0	0	0	0	0	0
Total	1	1				
Group B Arrests						
Offense	Adult	Juvenile				
Bad Checks	0	0	0	0	0	0
Curfew/Loitering/Vagrancy Violations	0	0	0	0	0	0
Disorderly Conduct	1	0	0	0	0	0
Driving Under the Influence	2	0	0	0	0	0
Drunkenness	0	0	0	0	0	0
Family Offenses (Nonviolent)	0	0	0	0	0	0
Liquor Law Violations	16	8	0	0	0	0
Peeping Tom	0	0	0	0	0	0
Runaway	0	0	0	0	0	0
Trespass of Real Property	1	0	0	0	0	0
All Other Offenses	3	0	0	0	0	0
Total Group B	23	8				
Crimes Against Property						
Arson	0	0	0	0	0	0
Bribery	0	0	0	0	0	0
Burglary/Breaking & Entering	7	3	3	0	0	0
Counterfeiting/Forgery	0	0	0	0	0	0
Destruction/Damage/Vandalism of Property	0	0	0	0	0	0
Embezzlement	0	0	0	0	0	0
Extortion/Blackmail	0	0	0	0	0	0
False Pretenses/Swindle/Confidence Game	0	0	0	0	0	0
Credit Card/Automated Teller Machine Fraud	0	0	0	0	0	0
Impersonation	0	0	0	0	0	0
Welfare Fraud	0	0	0	0	0	0
Wire Fraud	0	0	0	0	0	0
Identity Theft	0	0	0	0	0	0
Hacking/Computer Invasion	0	0	0	0	0	0
Robbery	0	0	0	0	0	0
Pocket-picking	0	0	0	0	0	0
Purse-snatching	0	0	0	0	0	0
Shoplifting	0	0	0	0	0	0
Theft From Building	1	0	0	0	0	0
Theft From Coin Operated Machine or Device	0	0	0	0	0	0
Theft From Motor Vehicle	0	0	0	0	0	0
Theft of Motor Vehicle Parts/Accessories	0	0	0	0	0	0
All Other Larceny	4	3	3	0	0	0
Motor Vehicle Theft	0	0	0	0	0	0
Stolen Property Offenses	3	3	3	0	0	0
Crimes Against Society						
Drug/Narcotic Violations	2	2	5	0	0	0
Drug Equipment Violations	4	4	6	0	0	0
Betting/Wagering	0	0	0	0	0	0
Operating/Promoting/Assisting Gambling	0	0	0	0	0	0
Gambling Equipment Violations	0	0	0	0	0	0
Sports Tampering	0	0	0	0	0	0
Pornography/Obscene Material	0	0	0	0	0	0
Prostitution	0	0	0	0	0	0
Assisting or Promoting Prostitution	0	0	0	0	0	0
Purchasing Prostitution	0	0	0	0	0	0
Weapon Law Violations	0	0	0	0	0	0
Animal Cruelty	0	0	0	0	0	0
Total Group A Offenses	22	16	21	0	0	0

(*) Offenses are counted using the FBI Units of Count for Crime
 (**) The 'Arrests' column shows arrests made for incidents during the selected period, regardless of arrest date. Arrest counts for the same period may change over time.
 (***) Negligent Manslaughter now includes the killing of another person associated with driving under the influence, distracted driving (using a cell or smartphone), and reckless driving fatalities.

McHenry County Sheriff's Office - 2020

2020 Population Estimate		5,723	Offenses (*)		Arrests (**)	
Group A Offenses			Reported	Cleared	Adult	Juvenile
Offense Overview			Crimes Against Persons (***)			
Offense Total	227				0	0
Number Cleared	129				0	0
Percent Cleared	56.83%				4	0
Group A Crimes per 100,000 population	3,966.5				6	0
Arrest Overview					3	0
Total Arrests	160				0	0
Adult Arrests	151				0	0
Juvenile Arrests	9				0	0
Unknown Age	0				0	0
Arrests per 100,000 population	2,795.7				0	0
Average number offenses/incident	1.50				0	0
Domestic Incident Victims			Crimes Against Property			
Offense	Reported	Cleared	Arson	0	0	0
Murder and Nonnegligent Manslaughter	0	0	Bribery	0	0	0
Aggravated Assault	15	14	Burglary/Breaking & Entering	10	2	2
Simple Assault	14	9	Counterfeiting/Forgery	2	0	0
Intimidation	2	1	Destruction/Damage/Vandalism of Property	16	1	0
Stalking	0	0	Embezzlement	0	0	0
Rape	0	0	Extortion/Blackmail	0	0	0
Sodomy	3	3	False Pretenses/Swindle/Confidence Game	13	10	8
Sexual Assault With An Object	0	0	Credit Card/Automated Teller Machine Fraud	2	0	0
Fondling	0	0	Impersonation	0	0	0
Incest	0	0	Welfare Fraud	0	0	0
Statutory Rape	0	0	Wire Fraud	0	0	0
Kidnapping/Abduction	0	0	Identity Theft	1	0	0
Total	34	27	Hacking/Computer Invasion	0	0	0
Group B Arrests			Robbery	0	0	0
Offense	Adult	Juvenile	Pocket-picking	0	0	0
Bad Checks	0	0	Purse-snatching	0	0	0
Curfew/Loitering/Vagrancy Violations	0	0	Shoplifting	0	0	0
Disorderly Conduct	3	0	Theft From Building	5	0	0
Driving Under the Influence	29	0	Theft From Coin Operated Machine or Device	0	0	0
Drunkenness	0	0	Theft From Motor Vehicle	0	0	0
Family Offenses (Nonviolent)	1	1	Theft of Motor Vehicle Parts/Accessories	0	0	0
Liquor Law Violations	22	6	All Other Larceny	17	0	0
Peeping Tom	0	0	Motor Vehicle Theft	13	2	2
Runaway	0	0	Stolen Property Offenses	5	2	2
Trespass of Real Property	0	0	Crimes Against Society			
All Other Offenses	8	1	Drug/Narcotic Violations	33	28	28
Total Group B	63	8	Drug Equipment Violations	48	40	27
(*) Offenses are counted using the FBI Units of Count for Crime			Betting/Wagering	0	0	0
(**) The 'Arrests' column shows arrests made for incidents during the selected period, regardless of arrest date. Arrest counts for the same period may change over time.			Operating/Promoting/Assisting Gambling	0	0	0
(***) Negligent Manslaughter now includes the killing of another person associated with driving under the influence, distracted driving (using a cell or smartphone), and reckless driving fatalities.			Gambling Equipment Violations	0	0	0
			Sports Tampering	0	0	0
			Pornography/Obscene Material	3	1	0
			Prostitution	0	0	0
			Assisting or Promoting Prostitution	0	0	0
			Purchasing Prostitution	0	0	0
			Weapon Law Violations	5	5	5
			Animal Cruelty	0	0	0
			Total Group A Offenses	227	129	88
						1

McIntosh County Sheriff's Office - 2020

2020 Population Estimate		1,559		Offenses (*)		Arrests (**)		
Offense Overview		Reported	Cleared	Adult	Juvenile			
Offense Total	17	Group A Offenses		Crimes Against Persons (***)				
Number Cleared	6	Murder and Nonnegligent Manslaughter		0	0			
Percent Cleared	35.29%	Negligent Manslaughter		0	0			
Group A Crimes per 100,000 population	1,090.4	Aggravated Assault		0	0			
		Simple Assault		1	0			
		Intimidation		0	0			
		Stalking		2	0			
		Kidnapping/Abduction		0	0			
		Rape		0	0			
		Sodomy		0	0			
		Sexual Assault With An Object		0	0			
		Fondling		0	0			
		Incest		0	0			
		Statutory Rape		0	0			
		Commercial Sex Acts		0	0			
		Involuntary Servitude		0	0			
		Crimes Against Property						
		Arson		0	0	0	0	
		Bribery		0	0	0	0	
		Burglary/Breaking & Entering		3	0	0	0	
		Counterfeiting/Forgery		0	0	0	0	
		Destruction/Damage/Vandalism of Property		2	0	0	0	
		Embezzlement		0	0	0	0	
		Extortion/Blackmail		0	0	0	0	
		False Pretenses/Swindle/Confidence Game		0	0	0	0	
		Credit Card/Automated Teller Machine Fraud		0	0	0	0	
		Impersonation		0	0	0	0	
		Welfare Fraud		0	0	0	0	
		Wire Fraud		0	0	0	0	
		Identity Theft		0	0	0	0	
		Hacking/Computer Invasion		0	0	0	0	
		Robbery		0	0	0	0	
		Pocket-picking		0	0	0	0	
		Purse-snatching		0	0	0	0	
		Shoplifting		0	0	0	0	
		Theft From Building		0	0	0	0	
		Theft From Coin Operated Machine or Device		0	0	0	0	
		Theft From Motor Vehicle		0	0	0	0	
		Theft of Motor Vehicle Parts/Accessories		0	0	0	0	
		All Other Larceny		1	0	0	0	
		Motor Vehicle Theft		0	0	0	0	
		Stolen Property Offenses		2	1	2	0	
		Crimes Against Society						
		Drug/Narcotic Violations		1	1	0	0	
		Drug Equipment Violations		5	4	4	0	
		Betting/Wagering		0	0	0	0	
		Operating/Promoting/Assisting Gambling		0	0	0	0	
		Gambling Equipment Violations		0	0	0	0	
		Sports Tampering		0	0	0	0	
		Pornography/Obscene Material		0	0	0	0	
		Prostitution		0	0	0	0	
		Assisting or Promoting Prostitution		0	0	0	0	
		Purchasing Prostitution		0	0	0	0	
		Weapon Law Violations		0	0	0	0	
		Animal Cruelty		0	0	0	0	
		Total Group A Offenses		17	6	6	0	
Domestic Incident Victims								
Offense	Reported	Cleared						
Murder and Nonnegligent Manslaughter	0	0						
Aggravated Assault	0	0						
Simple Assault	0	0						
Intimidation	0	0						
Stalking	0	0						
Rape	0	0						
Sodomy	0	0						
Sexual Assault With An Object	0	0						
Fondling	0	0						
Incest	0	0						
Statutory Rape	0	0						
Kidnapping/Abduction	0	0						
Total	0	0						
Group B Arrests								
Offense	Adult	Juvenile						
Bad Checks	0	0						
Curfew/Loitering/Vagrancy Violations	0	0						
Disorderly Conduct	1	0						
Driving Under the Influence	2	1						
Drunkenness	0	0						
Family Offenses (Nonviolent)	0	0						
Liquor Law Violations	1	0						
Peeping Tom	0	0						
Runaway	0	0						
Trespass of Real Property	0	0						
All Other Offenses	1	0						
Total Group B	5	1						

(*) Offenses are counted using the FBI Units of Count for Crime
 (**) The 'Arrests' column shows arrests made for incidents during the selected period, regardless of arrest date. Arrest counts for the same period may change over time.
 (***) Negligent Manslaughter now includes the killing of another person associated with driving under the influence, distracted driving (using a cell or smartphone), and reckless driving fatalities.

McKenzie County Sheriff's Office - 2020

2020 Population Estimate		7,055	Offenses (*)		Arrests (**)	
Group A Offenses			Reported	Cleared	Adult	Juvenile
Offense Overview			Crimes Against Persons (***)			
Offense Total	517	Murder and Nonnegligent Manslaughter			0	0
Number Cleared	225	Negligent Manslaughter			0	0
Percent Cleared	43.52%	Aggravated Assault	17	12	11	0
Group A Crimes per 100,000 population	7,328.1	Simple Assault	50	27	25	0
		Intimidation	25	16	9	0
		Stalking	1		0	0
		Kidnapping/Abduction	2	1	1	0
		Rape	5	2	1	0
		Sodomy	1		0	0
		Sexual Assault With An Object			0	0
		Fondling	12	1	0	0
		Incest	1		0	0
		Statutory Rape	2		0	0
		Commercial Sex Acts			0	0
		Involuntary Servitude			0	0
		Crimes Against Property				
		Arson	1	0	0	0
		Bribery	0	0	0	0
		Burglary/Breaking & Entering	25	5	8	0
		Counterfeiting/Forgery	5	2	2	0
		Destruction/Damage/Vandalism of Property	38	2	1	0
		Embezzlement	3	0	0	0
		Extortion/Blackmail	0	0	0	0
		False Pretenses/Swindle/Confidence Game	4	0	0	0
		Credit Card/Automated Teller Machine Fraud	0	0	0	0
		Impersonation	5	1	1	0
		Welfare Fraud	0	0	0	0
		Wire Fraud	0	0	0	0
		Identity Theft	0	0	0	0
		Hacking/Computer Invasion	0	0	0	0
		Robbery	2	0	0	0
		Pocket-picking	0	0	0	0
		Purse-snatching	0	0	0	0
		Shoplifting	0	0	0	0
		Theft From Building	1	0	0	0
		Theft From Coin Operated Machine or Device	0	0	0	0
		Theft From Motor Vehicle	0	0	0	0
		Theft of Motor Vehicle Parts/Accessories	1	0	0	0
		All Other Larceny	73	3	1	0
		Motor Vehicle Theft	25	3	2	0
		Stolen Property Offenses	7	4	1	0
		Crimes Against Society				
		Drug/Narcotic Violations	91	67	66	0
		Drug Equipment Violations	111	73	28	0
		Betting/Wagering	0	0	0	0
		Operating/Promoting/Assisting Gambling	0	0	0	0
		Gambling Equipment Violations	0	0	0	0
		Sports Tampering	0	0	0	0
		Pornography/Obscene Material	2	1	0	0
		Prostitution	0	0	0	0
		Assisting or Promoting Prostitution	0	0	0	0
		Purchasing Prostitution	0	0	0	0
		Weapon Law Violations	7	5	4	0
		Animal Cruelty	0	0	0	0
		Total Group A Offenses	517	225	161	0
Arrest Overview			Crimes Against Property			
Total Arrests	302	Arson	1	0	0	0
Adult Arrests	299	Bribery	0	0	0	0
Juvenile Arrests	3	Burglary/Breaking & Entering	25	5	8	0
Unknown Age	0	Counterfeiting/Forgery	5	2	2	0
Arrests per 100,000 population	4,280.7	Destruction/Damage/Vandalism of Property	38	2	1	0
		Embezzlement	3	0	0	0
		Extortion/Blackmail	0	0	0	0
		False Pretenses/Swindle/Confidence Game	4	0	0	0
		Credit Card/Automated Teller Machine Fraud	0	0	0	0
		Impersonation	5	1	1	0
		Welfare Fraud	0	0	0	0
		Wire Fraud	0	0	0	0
		Identity Theft	0	0	0	0
		Hacking/Computer Invasion	0	0	0	0
		Robbery	2	0	0	0
		Pocket-picking	0	0	0	0
		Purse-snatching	0	0	0	0
		Shoplifting	0	0	0	0
		Theft From Building	1	0	0	0
		Theft From Coin Operated Machine or Device	0	0	0	0
		Theft From Motor Vehicle	0	0	0	0
		Theft of Motor Vehicle Parts/Accessories	1	0	0	0
		All Other Larceny	73	3	1	0
		Motor Vehicle Theft	25	3	2	0
		Stolen Property Offenses	7	4	1	0
		Crimes Against Society				
		Drug/Narcotic Violations	91	67	66	0
		Drug Equipment Violations	111	73	28	0
		Betting/Wagering	0	0	0	0
		Operating/Promoting/Assisting Gambling	0	0	0	0
		Gambling Equipment Violations	0	0	0	0
		Sports Tampering	0	0	0	0
		Pornography/Obscene Material	2	1	0	0
		Prostitution	0	0	0	0
		Assisting or Promoting Prostitution	0	0	0	0
		Purchasing Prostitution	0	0	0	0
		Weapon Law Violations	7	5	4	0
		Animal Cruelty	0	0	0	0
		Total Group A Offenses	517	225	161	0
Domestic Incident Victims			Crimes Against Society			
Offense	Reported	Cleared	Drug/Narcotic Violations	91	67	66
Murder and Nonnegligent Manslaughter	0	0	Drug Equipment Violations	111	73	28
Aggravated Assault	10	9	Betting/Wagering	0	0	0
Simple Assault	38	24	Operating/Promoting/Assisting Gambling	0	0	0
Intimidation	17	12	Gambling Equipment Violations	0	0	0
Stalking	0	0	Sports Tampering	0	0	0
Rape	3	2	Pornography/Obscene Material	2	1	0
Sodomy	1	0	Prostitution	0	0	0
Sexual Assault With An Object	0	0	Assisting or Promoting Prostitution	0	0	0
Fondling	4	0	Purchasing Prostitution	0	0	0
Incest	1	0	Weapon Law Violations	7	5	4
Statutory Rape	0	0	Animal Cruelty	0	0	0
Kidnapping/Abduction	1	1	Total Group A Offenses	517	225	161
Total	75	48				
Group B Arrests			Crimes Against Society			
Offense	Adult	Juvenile	Drug/Narcotic Violations	91	67	66
Bad Checks	0	0	Drug Equipment Violations	111	73	28
Curfew/Loitering/Vagrancy Violations	0	0	Betting/Wagering	0	0	0
Disorderly Conduct	8	0	Operating/Promoting/Assisting Gambling	0	0	0
Driving Under the Influence	107	2	Gambling Equipment Violations	0	0	0
Drunkenness	5	0	Sports Tampering	0	0	0
Family Offenses (Nonviolent)	1	0	Pornography/Obscene Material	2	1	0
Liquor Law Violations	6	1	Prostitution	0	0	0
Peeping Tom	0	0	Assisting or Promoting Prostitution	0	0	0
Runaway	0	0	Purchasing Prostitution	0	0	0
Trespass of Real Property	1	0	Weapon Law Violations	7	5	4
All Other Offenses	10	0	Animal Cruelty	0	0	0
Total Group B	133	3	Total Group A Offenses	517	225	161

(*) Offenses are counted using the FBI Units of Count for Crime
 (**) The 'Arrests' column shows arrests made for incidents during the selected period, regardless of arrest date. Arrest counts for the same period may change over time.
 (***) Negligent Manslaughter now includes the killing of another person associated with driving under the influence, distracted driving (using a cell or smartphone), and reckless driving fatalities.

McLean County Sheriff's Office - 2020

2020 Population Estimate	7,936	Offenses (*)		Arrests (**)	
		Reported	Cleared	Adult	Juvenile
Offense Overview		Group A Offenses			
Offense Total	437	Crimes Against Persons (***)			
Number Cleared	221	Murder and Nonnegligent Manslaughter			
Percent Cleared	50.57%	Negligent Manslaughter			
Group A Crimes per 100,000 population	5,506.6	Aggravated Assault		4	2
		Simple Assault		24	12
		Intimidation		7	2
		Stalking		22	0
		Kidnapping/Abduction		0	0
		Rape		1	0
		Sodomy		0	0
		Sexual Assault With An Object		0	0
		Fondling		2	0
		Incest		0	0
		Statutory Rape		0	0
		Commercial Sex Acts		1	0
		Involuntary Servitude		0	0
		Crimes Against Property			
		Arson		0	0
		Bribery		0	0
		Burglary/Breaking & Entering		23	2
		Counterfeiting/Forgery		3	0
		Destruction/Damage/Vandalism of Property		28	2
		Embezzlement		1	0
		Extortion/Blackmail		0	0
		False Pretenses/Swindle/Confidence Game		19	16
		Credit Card/Automated Teller Machine Fraud		5	0
		Impersonation		0	0
		Welfare Fraud		1	0
		Wire Fraud		4	0
		Identity Theft		9	0
		Hacking/Computer Invasion		1	0
		Robbery		0	0
		Pocket-picking		0	0
		Purse-snatching		0	0
		Shoplifting		2	1
		Theft From Building		8	1
		Theft From Coin Operated Machine or Device		0	0
		Theft From Motor Vehicle		5	0
		Theft of Motor Vehicle Parts/Accessories		9	0
		All Other Larceny		33	8
		Motor Vehicle Theft		12	0
		Stolen Property Offenses		8	5
		Crimes Against Society			
		Drug/Narcotic Violations		94	81
		Drug Equipment Violations		99	81
		Betting/Wagering		0	0
		Operating/Promoting/Assisting Gambling		0	0
		Gambling Equipment Violations		0	0
		Sports Tampering		0	0
		Pornography/Obscene Material		1	0
		Prostitution		0	0
		Assisting or Promoting Prostitution		0	0
		Purchasing Prostitution		0	0
		Weapon Law Violations		11	8
		Animal Cruelty		0	0
		Total Group A Offenses		437	221
				158	15
Arrest Overview		Group B Arrests			
Total Arrests	269	Offense		Adult	Juvenile
Adult Arrests	246	Bad Checks		0	0
Juvenile Arrests	23	Curfew/Loitering/Vagrancy Violations		0	0
Unknown Age	0	Disorderly Conduct		8	1
Arrests per 100,000 population	3,389.6	Driving Under the Influence		45	0
		Drunkenness		0	0
		Family Offenses (Nonviolent)		1	2
		Liquor Law Violations		10	3
		Peeping Tom		0	0
		Runaway		0	0
		Trespass of Real Property		4	2
		All Other Offenses		14	0
		Total Group B		82	8
Average number offenses/incident	1.34				
Domestic Incident Victims					
Offense	Reported	Cleared			
Murder and Nonnegligent Manslaughter	0	0			
Aggravated Assault	3	2			
Simple Assault	15	6			
Intimidation	4	1			
Stalking	2	0			
Rape	1	0			
Sodomy	0	0			
Sexual Assault With An Object	0	0			
Fondling	1	0			
Incest	0	0			
Statutory Rape	0	0			
Kidnapping/Abduction	0	0			
Total	26	9			

(*) Offenses are counted using the FBI Units of Count for Crime
 (**) The 'Arrests' column shows arrests made for incidents during the selected period, regardless of arrest date. Arrest counts for the same period may change over time.
 (***) Negligent Manslaughter now includes the killing of another person associated with driving under the influence, distracted driving (using a cell or smartphone), and reckless driving fatalities.

Mercer County Sheriff's Office – 2020

2020 Population Estimate		2,634	Offenses (*)		Arrests (**)		
Offense Overview			Group A Offenses	Reported	Cleared	Adult	Juvenile
Offense Total	139		Crimes Against Persons (***)				
Number Cleared	75		Murder and Nonnegligent Manslaughter			0	0
Percent Cleared	53.96%		Negligent Manslaughter			0	0
Group A Crimes per 100,000 population	5,277.1		Aggravated Assault	2	2	2	0
			Simple Assault	11	4	3	1
			Intimidation	20	18	6	0
			Stalking	2	2	2	0
			Kidnapping/Abduction			0	0
			Rape			0	0
			Sodomy			0	0
			Sexual Assault With An Object			0	0
			Fondling			0	0
			Incest			0	0
			Statutory Rape			0	0
			Commercial Sex Acts			0	0
			Involuntary Servitude			0	0
			Crimes Against Property				
			Arson	1	0	0	0
			Bribery	0	0	0	0
			Burglary/Breaking & Entering	8	0	0	0
			Counterfeiting/Forgery	0	0	0	0
			Destruction/Damage/Vandalism of Property	12	1	0	0
			Embezzlement	0	0	0	0
			Extortion/Blackmail	0	0	0	0
			False Pretenses/Swindle/Confidence Game	2	2	1	0
			Credit Card/Automated Teller Machine Fraud	0	0	0	0
			Impersonation	0	0	0	0
			Welfare Fraud	0	0	0	0
			Wire Fraud	0	0	0	0
			Identity Theft	2	0	0	0
			Hacking/Computer Invasion	0	0	0	0
			Robbery	0	0	0	0
			Pocket-picking	0	0	0	0
			Purse-snatching	0	0	0	0
			Shoplifting	0	0	0	0
			Theft From Building	8	0	0	0
			Theft From Coin Operated Machine or Device	0	0	0	0
			Theft From Motor Vehicle	4	0	0	0
			Theft of Motor Vehicle Parts/Accessories	5	0	0	0
			All Other Larceny	8	2	1	0
			Motor Vehicle Theft	7	0	0	0
			Stolen Property Offenses	2	1	0	0
			Crimes Against Society				
			Drug/Narcotic Violations	22	21	24	0
			Drug Equipment Violations	18	18	4	0
			Betting/Wagering	0	0	0	0
			Operating/Promoting/Assisting Gambling	0	0	0	0
			Gambling Equipment Violations	0	0	0	0
			Sports Tampering	0	0	0	0
			Pornography/Obscene Material	0	0	0	0
			Prostitution	0	0	0	0
			Assisting or Promoting Prostitution	0	0	0	0
			Purchasing Prostitution	0	0	0	0
			Weapon Law Violations	5	4	3	0
			Animal Cruelty	0	0	0	0
			Total Group A Offenses	139	75	46	1
Domestic Incident Victims							
Offense	Reported	Cleared					
Murder and Nonnegligent Manslaughter	0	0					
Aggravated Assault	2	2					
Simple Assault	9	3					
Intimidation	10	10					
Stalking	0	0					
Rape	0	0					
Sodomy	0	0					
Sexual Assault With An Object	0	0					
Fondling	0	0					
Incest	0	0					
Statutory Rape	0	0					
Kidnapping/Abduction	0	0					
Total	21	15					
Group B Arrests							
Offense	Adult	Juvenile					
Bad Checks	11	0					
Curfew/Loitering/Vagrancy Violations	0	0					
Disorderly Conduct	2	0					
Driving Under the Influence	15	0					
Drunkenness	0	0					
Family Offenses (Nonviolent)	0	1					
Liquor Law Violations	40	2					
Peeping Tom	0	0					
Runaway	0	0					
Trespass of Real Property	0	0					
All Other Offenses	3	0					
Total Group B	71	3					

(*) Offenses are counted using the FBI Units of Count for Crime
 (**) The 'Arrests' column shows arrests made for incidents during the selected period, regardless of arrest date. Arrest counts for the same period may change over time.
 (***) Negligent Manslaughter now includes the killing of another person associated with driving under the influence, distracted driving (using a cell or smartphone), and reckless driving fatalities.

Morton County Sheriff's Office - 2020

2020 Population Estimate		8,249	Offenses (*)		Arrests (**)	
Group A Offenses			Reported	Cleared	Adult	Juvenile
Offense Overview			Crimes Against Persons (***)			
Offense Total	299	Murder and Nonnegligent Manslaughter			0	0
Number Cleared	71	Negligent Manslaughter			0	0
Percent Cleared	23.75%	Aggravated Assault	3	2	2	0
Group A Crimes per 100,000 population	3,624.7	Simple Assault	37	12	8	2
		Intimidation	19	7	3	1
		Stalking	18		0	0
		Kidnapping/Abduction	2	2	0	0
Arrest Overview			Rape	2	0	0
Total Arrests	148	Sodomy			0	0
Adult Arrests	123	Sexual Assault With An Object			0	0
Juvenile Arrests	25	Fondling	7		0	0
Unknown Age	0	Incest			0	0
Arrests per 100,000 population	1,794.2	Statutory Rape			0	0
		Commercial Sex Acts	1		0	0
		Involuntary Servitude			0	0
Average number offenses/incident	1.19	Crimes Against Property				
Domestic Incident Victims			Arson	1	0	0
Offense	Reported	Cleared	Bribery	0	0	0
Murder and Nonnegligent Manslaughter	0	0	Burglary/Breaking & Entering	15	1	2
Aggravated Assault	3	2	Counterfeiting/Forgery	3	0	0
Simple Assault	25	12	Destruction/Damage/Vandalism of Property	27	4	1
Intimidation	7	6	Embezzlement	0	0	0
Stalking	4	0	Extortion/Blackmail	0	0	0
Rape	2	0	False Pretenses/Swindle/Confidence Game	11	7	5
Sodomy	0	0	Credit Card/Automated Teller Machine Fraud	2	0	0
Sexual Assault With An Object	0	0	Impersonation	1	0	0
Fondling	2	0	Welfare Fraud	1	0	0
Incest	0	0	Wire Fraud	6	0	0
Statutory Rape	0	0	Identity Theft	19	0	0
Kidnapping/Abduction	2	2	Hacking/Computer Invasion	0	0	0
Total	45	22	Robbery	0	0	0
Group B Arrests			Pocket-picking	0	0	0
Offense	Adult	Juvenile	Purse-snatching	0	0	0
Bad Checks	0	0	Shoplifting	0	0	0
Curfew/Loitering/Vagrancy Violations	0	0	Theft From Building	2	0	0
Disorderly Conduct	4	1	Theft From Coin Operated Machine or Device	0	0	0
Driving Under the Influence	41	0	Theft From Motor Vehicle	7	0	0
Drunkenness	0	0	Theft of Motor Vehicle Parts/Accessories	6	1	0
Family Offenses (Nonviolent)	0	10	All Other Larceny	45	0	0
Liquor Law Violations	19	4	Motor Vehicle Theft	11	2	2
Peeping Tom	0	0	Stolen Property Offenses	7	5	5
Runaway	0	0	Crimes Against Society			
Trespass of Real Property	0	0	Drug/Narcotic Violations	16	12	6
All Other Offenses	12	0	Drug Equipment Violations	20	14	11
Total Group B	76	15	Betting/Wagering	0	0	0
			Operating/Promoting/Assisting Gambling	0	0	0
			Gambling Equipment Violations	0	0	0
			Sports Tampering	0	0	0
			Pornography/Obscene Material	1	0	0
			Prostitution	0	0	0
			Assisting or Promoting Prostitution	0	0	0
			Purchasing Prostitution	0	0	0
			Weapon Law Violations	4	2	2
			Animal Cruelty	5	0	0
			Total Group A Offenses	299	71	47
						10

(*) Offenses are counted using the FBI Units of Count for Crime
 (**) The 'Arrests' column shows arrests made for incidents during the selected period, regardless of arrest date. Arrest counts for the same period may change over time.
 (***) Negligent Manslaughter now includes the killing of another person associated with driving under the influence, distracted driving (using a cell or smartphone), and reckless driving fatalities.

Mountrail County Sheriff's Office - 2020

2020 Population Estimate		5,258		Offenses (*)		Arrests (**)	
				Reported	Cleared	Adult	Juvenile
Offense Overview				Group A Offenses			
Offense Total				Crimes Against Persons (***)			
Offense Total	208	Murder and Nonnegligent Manslaughter				0	0
Number Cleared	63	Negligent Manslaughter				0	0
Percent Cleared	30.29%	Aggravated Assault		1		0	0
Group A Crimes per 100,000 population	3,955.9	Simple Assault		22	14	14	0
				Intimidation		8	4
				Stalking			0
				Kidnapping/Abduction			0
Arrest Overview				Rape			0
Total Arrests	90	Sodomy				0	0
Adult Arrests	85	Sexual Assault With An Object				0	0
Juvenile Arrests	5	Fondling		1		0	0
Unknown Age	0	Incest				0	0
Arrests per 100,000 population	1,711.7	Statutory Rape		1		0	0
				Commercial Sex Acts			0
				Involuntary Servitude			0
Average number offenses/incident				Crimes Against Property			
1.22				Arson		0	0
Domestic Incident Victims				Bribery		0	0
Offense	Reported	Cleared			0	0	0
Murder and Nonnegligent Manslaughter	0	0	Burglary/Breaking & Entering		10	1	0
Aggravated Assault	0	0	Counterfeiting/Forgery		0	0	0
Simple Assault	14	12	Destruction/Damage/Vandalism of Property		28	1	0
Intimidation	0	0	Embezzlement		0	0	0
Stalking	0	0	Extortion/Blackmail		0	0	0
Rape	0	0	False Pretenses/Swindle/Confidence Game		5	0	0
Sodomy	0	0	Credit Card/Automated Teller Machine Fraud		1	0	0
Sexual Assault With An Object	0	0	Impersonation		0	0	0
Fondling	0	0	Welfare Fraud		0	0	0
Incest	0	0	Wire Fraud		0	0	0
Statutory Rape	0	0	Identity Theft		1	0	0
Kidnapping/Abduction	0	0	Hacking/Computer Invasion		0	0	0
Total	14	12	Robbery		2	0	0
				Pocket-picking		0	0
Group B Arrests				Purse-snatching		0	0
Offense	Adult	Juvenile	Shoplifting		0	0	0
Bad Checks	0	0	Theft From Building		4	0	0
Curfew/Loitering/Vagrancy Violations	0	0	Theft From Coin Operated Machine or Device		0	0	0
Disorderly Conduct	0	1	Theft From Motor Vehicle		4	0	0
Driving Under the Influence	22	0	Theft of Motor Vehicle Parts/Accessories		4	0	0
Drunkenness	0	0	All Other Larceny		36	0	0
Family Offenses (Nonviolent)	0	0	Motor Vehicle Theft		20	0	0
Liquor Law Violations	2	0	Stolen Property Offenses		6	1	1
Peeping Tom	0	0	Crimes Against Society				
Runaway	0	0	Drug/Narcotic Violations		29	23	22
Trespass of Real Property	2	0	Drug Equipment Violations		19	14	7
All Other Offenses	12	0	Betting/Wagering		0	0	0
Total Group B	38	1	Operating/Promoting/Assisting Gambling		0	0	0
				Gambling Equipment Violations		0	0
				Sports Tampering		0	0
				Pornography/Obscene Material		0	0
				Prostitution		0	0
				Assisting or Promoting Prostitution		0	0
				Purchasing Prostitution		0	0
				Weapon Law Violations		6	5
				Animal Cruelty		0	0
				Total Group A Offenses		208	63
						47	4

(*) Offenses are counted using the FBI Units of Count for Crime
 (**) The 'Arrests' column shows arrests made for incidents during the selected period, regardless of arrest date. Arrest counts for the same period may change over time.
 (***) Negligent Manslaughter now includes the killing of another person associated with driving under the influence, distracted driving (using a cell or smartphone), and reckless driving fatalities.

Nelson County Sheriff's Office - 2020

2020 Population Estimate		2,822		Offenses (*)		Arrests (**)		
		Reported	Cleared	Adult	Juvenile			
Offense Overview				Group A Offenses				
Offense Total	71	Crimes Against Persons (***)				Adult	Juvenile	
Number Cleared	7	Murder and Nonnegligent Manslaughter		0	0			
Percent Cleared	9.86%	Negligent Manslaughter		0	0			
Group A Crimes per 100,000 population	2,515.9	Aggravated Assault		0	0			
		Simple Assault		5	0			
		Intimidation		2	0			
		Stalking		0	0			
		Kidnapping/Abduction		0	0			
Arrest Overview		Rape		0	0			
Total Arrests	14	Sodomy		0	0			
Adult Arrests	14	Sexual Assault With An Object		0	0			
Juvenile Arrests	0	Fondling		2	0			
Unknown Age	0	Incest		0	0			
Arrests per 100,000 population	496.1	Statutory Rape		0	0			
		Commercial Sex Acts		0	0			
		Involuntary Servitude		0	0			
Average number offenses/incident	1.20	Crimes Against Property						
Domestic Incident Victims		Reported	Cleared					
Offense				Arson	1	0	0	0
Murder and Nonnegligent Manslaughter	0	0	0	Bribery	0	0	0	0
Aggravated Assault	0	0	0	Burglary/Breaking & Entering	10	0	0	0
Simple Assault	3	0	0	Counterfeiting/Forgery	1	0	0	0
Intimidation	0	0	0	Destruction/Damage/Vandalism of Property	13	1	0	0
Stalking	0	0	0	Embezzlement	0	0	0	0
Rape	0	0	0	Extortion/Blackmail	0	0	0	0
Sodomy	0	0	0	False Pretenses/Swindle/Confidence Game	0	0	0	0
Sexual Assault With An Object	0	0	0	Credit Card/Automated Teller Machine Fraud	0	0	0	0
Fondling	0	0	0	Impersonation	0	0	0	0
Incest	0	0	0	Welfare Fraud	0	0	0	0
Statutory Rape	0	0	0	Wire Fraud	0	0	0	0
Kidnapping/Abduction	0	0	0	Identity Theft	5	0	0	0
Total	3	0	0	Hacking/Computer Invasion	0	0	0	0
Group B Arrests		Adult	Juvenile	Robbery	0	0	0	0
Offense				Pocket-picking	0	0	0	0
Bad Checks	0	0	0	Purse-snatching	0	0	0	0
Curfew/Loitering/Vagrancy Violations	0	0	0	Shoplifting	1	0	0	0
Disorderly Conduct	2	0	0	Theft From Building	0	0	0	0
Driving Under the Influence	5	0	0	Theft From Coin Operated Machine or Device	0	0	0	0
Drunkenness	0	0	0	Theft From Motor Vehicle	0	0	0	0
Family Offenses (Nonviolent)	0	0	0	Theft of Motor Vehicle Parts/Accessories	1	0	0	0
Liquor Law Violations	2	0	0	All Other Larceny	11	0	0	0
Peeping Tom	0	0	0	Motor Vehicle Theft	4	0	0	0
Runaway	0	0	0	Stolen Property Offenses	0	0	0	0
Trespass of Real Property	0	0	0	Crimes Against Society				
All Other Offenses	2	0	0	Drug/Narcotic Violations	6	3	1	0
Total Group B	11	0	0	Drug Equipment Violations	6	2	1	0
				Betting/Wagering	0	0	0	0
				Operating/Promoting/Assisting Gambling	0	0	0	0
				Gambling Equipment Violations	0	0	0	0
				Sports Tampering	0	0	0	0
				Pornography/Obscene Material	0	0	0	0
				Prostitution	0	0	0	0
				Assisting or Promoting Prostitution	0	0	0	0
				Purchasing Prostitution	0	0	0	0
				Weapon Law Violations	1	1	1	0
				Animal Cruelty	1	0	0	0
				Total Group A Offenses	70	7	3	0

(*) Offenses are counted using the FBI Units of Count for Crime
 (**) The 'Arrests' column shows arrests made during the selected period, regardless of incident date. Arrest counts may be higher than incident counts.
 (***) Negligent Manslaughter now includes the killing of another person associated with driving under the influence, distracted driving (using a cell or smartphone), and reckless driving fatalities.

Oliver County Sheriff's Office - 2020

2020 Population Estimate		1,951		Offenses (*)		Arrests (**)	
				Reported	Cleared	Adult	Juvenile
Offense Overview							
Offense Total		13					
Number Cleared		5					
Percent Cleared		38.46%					
Group A Crimes per 100,000 population		666.3					
Arrest Overview							
Total Arrests		12					
Adult Arrests		10					
Juvenile Arrests		2					
Unknown Age		0					
Arrests per 100,000 population		615.1					
Average number offenses/incident		1.00					
Domestic Incident Victims							
Offense	Reported	Cleared					
Murder and Nonnegligent Manslaughter	0	0					
Aggravated Assault	0	0					
Simple Assault	3	3					
Intimidation	0	0					
Stalking	0	0					
Rape	0	0					
Sodomy	0	0					
Sexual Assault With An Object	0	0					
Fondling	0	0					
Incest	0	0					
Statutory Rape	0	0					
Kidnapping/Abduction	0	0					
Total	3	3					
Group B Arrests							
Offense	Adult	Juvenile					
Bad Checks	0	0					
Curfew/Loitering/Vagrancy Violations	0	0					
Disorderly Conduct	1	1					
Driving Under the Influence	2	0					
Drunkenness	0	0					
Family Offenses (Nonviolent)	0	1					
Liquor Law Violations	0	0					
Peeping Tom	0	0					
Runaway	0	0					
Trespass of Real Property	1	0					
All Other Offenses	1	0					
Total Group B	5	2					
(*) Offenses are counted using the FBI Units of Count for Crime							
(**) The 'Arrests' column shows arrests made during the selected period, regardless of incident date. Arrest counts may be higher than incident counts.							
(***) Negligent Manslaughter now includes the killing of another person associated with driving under the influence, distracted driving (using a cell or smartphone), and reckless driving fatalities.							
Crimes Against Property							
Arson	0	0	0	0	0	0	
Bribery	0	0	0	0	0	0	
Burglary/Breaking & Entering	0	0	0	0	0	0	
Counterfeiting/Forgery	0	0	0	0	0	0	
Destruction/Damage/Vandalism of Property	1	0	0	0	0	0	
Embezzlement	0	0	0	0	0	0	
Extortion/Blackmail	0	0	0	0	0	0	
False Pretenses/Swindle/Confidence Game	0	0	0	0	0	0	
Credit Card/Automated Teller Machine Fraud	0	0	0	0	0	0	
Impersonation	0	0	0	0	0	0	
Welfare Fraud	0	0	0	0	0	0	
Wire Fraud	0	0	0	0	0	0	
Identity Theft	3	0	0	0	0	0	
Hacking/Computer Invasion	0	0	0	0	0	0	
Robbery	0	0	0	0	0	0	
Pocket-picking	0	0	0	0	0	0	
Purse-snatching	0	0	0	0	0	0	
Shoplifting	1	0	0	0	0	0	
Theft From Building	2	0	0	0	0	0	
Theft From Coin Operated Machine or Device	0	0	0	0	0	0	
Theft From Motor Vehicle	0	0	0	0	0	0	
Theft of Motor Vehicle Parts/Accessories	0	0	0	0	0	0	
All Other Larceny	0	0	0	0	0	0	
Motor Vehicle Theft	0	0	0	0	0	0	
Stolen Property Offenses	0	0	0	0	0	0	
Crimes Against Society							
Drug/Narcotic Violations	0	0	0	0	0	0	
Drug Equipment Violations	3	2	3	0	0	0	
Betting/Wagering	0	0	0	0	0	0	
Operating/Promoting/Assisting Gambling	0	0	0	0	0	0	
Gambling Equipment Violations	0	0	0	0	0	0	
Sports Tampering	0	0	0	0	0	0	
Pornography/Obscene Material	0	0	0	0	0	0	
Prostitution	0	0	0	0	0	0	
Assisting or Promoting Prostitution	0	0	0	0	0	0	
Purchasing Prostitution	0	0	0	0	0	0	
Weapon Law Violations	0	0	0	0	0	0	
Animal Cruelty	0	0	0	0	0	0	
Total Group A Offenses	13	5	5	0	5	0	

Pembina County Sheriff's Office - 2020

2020 Population Estimate		5,437		Offenses (*)		Arrests (**)		
Offense Overview		Reported	Cleared	Adult	Juvenile			
Offense Total	152							
Number Cleared	39							
Percent Cleared	25.66%							
Group A Crimes per 100,000 population	2,795.7							
Arrest Overview								
Total Arrests	65							
Adult Arrests	62							
Juvenile Arrests	3							
Unknown Age	0							
Arrests per 100,000 population	1,195.5							
Average number offenses/incident	1.25							
Domestic Incident Victims								
Offense	Reported	Cleared						
Murder and Nonnegligent Manslaughter	0	0						
Aggravated Assault	3	3						
Simple Assault	4	2						
Intimidation	0	0						
Stalking	0	0						
Rape	1	0						
Sodomy	0	0						
Sexual Assault With An Object	0	0						
Fondling	0	0						
Incest	0	0						
Statutory Rape	0	0						
Kidnapping/Abduction	0	0						
Total	8	5						
Group B Arrests								
Offense	Adult	Juvenile						
Bad Checks	0	0						
Curfew/Loitering/Vagrancy Violations	0	0						
Disorderly Conduct	1	0						
Driving Under the Influence	20	0						
Drunkenness	0	0						
Family Offenses (Nonviolent)	1	0						
Liquor Law Violations	6	1						
Peeping Tom	0	0						
Runaway	0	0						
Trespass of Real Property	0	0						
All Other Offenses	9	0						
Total Group B	37	1						
(*) Offenses are counted using the FBI Units of Count for Crime								
(**) The 'Arrests' column shows arrests made during the selected period, regardless of incident date. Arrest counts may be higher than incident counts.								
(***) Negligent Manslaughter now includes the killing of another person associated with driving under the influence, distracted driving (using a cell or smartphone), and reckless driving fatalities.								
Crimes Against Persons (***)								
Murder and Nonnegligent Manslaughter				0	0			
Negligent Manslaughter				0	0			
Aggravated Assault	4	4		3	0			
Simple Assault	18	5		5	0			
Intimidation	5	4		3	0			
Stalking	1			0	0			
Kidnapping/Abduction				0	0			
Rape	2			0	0			
Sodomy				0	0			
Sexual Assault With An Object				0	0			
Fondling	3			0	0			
Incest				0	0			
Statutory Rape				0	0			
Commercial Sex Acts				0	0			
Involuntary Servitude				0	0			
Crimes Against Property								
Arson	2	0		0	0			
Bribery	0	0		0	0			
Burglary/Breaking & Entering	8	0		0	0			
Counterfeiting/Forgery	1	0		0	0			
Destruction/Damage/Vandalism of Property	20	2		2	0			
Embezzlement	1	0		0	0			
Extortion/Blackmail	0	0		0	0			
False Pretenses/Swindle/Confidence Game	2	0		0	0			
Credit Card/Automated Teller Machine Fraud	0	0		0	0			
Impersonation	0	0		0	0			
Welfare Fraud	0	0		0	0			
Wire Fraud	0	0		0	0			
Identity Theft	6	0		0	0			
Hacking/Computer Invasion	0	0		0	0			
Robbery	0	0		0	0			
Pocket-picking	0	0		0	0			
Purse-snatching	0	0		0	0			
Shoplifting	3	0		0	0			
Theft From Building	0	0		0	0			
Theft From Coin Operated Machine or Device	0	0		0	0			
Theft From Motor Vehicle	0	0		0	0			
Theft of Motor Vehicle Parts/Accessories	1	0		0	0			
All Other Larceny	29	0		0	0			
Motor Vehicle Theft	5	2		1	1			
Stolen Property Offenses	2	1		0	1			
Crimes Against Society								
Drug/Narcotic Violations	15	8		7	0			
Drug Equipment Violations	18	10		4	0			
Betting/Wagering	0	0		0	0			
Operating/Promoting/Assisting Gambling	0	0		0	0			
Gambling Equipment Violations	0	0		0	0			
Sports Tampering	0	0		0	0			
Pornography/Obscene Material	0	0		0	0			
Prostitution	0	0		0	0			
Assisting or Promoting Prostitution	0	0		0	0			
Purchasing Prostitution	0	0		0	0			
Weapon Law Violations	6	3		0	0			
Animal Cruelty	0	0		0	0			
Total Group A Offenses	152	39		25	2			

Pierce County Sheriff's Office - 2020

2020 Population Estimate		1,331		Offenses (*)		Arrests (**)	
				Reported	Cleared	Adult	Juvenile
Offense Overview				Group A Offenses			
				Crimes Against Persons (***)			
Offense Total	85	Murder and Nonnegligent Manslaughter				0	0
Number Cleared	38	Negligent Manslaughter				0	0
Percent Cleared	44.71%	Aggravated Assault		2		0	0
Group A Crimes per 100,000 population	6,386.2	Simple Assault		3		0	0
				Intimidation		0	0
				Stalking		1	0
				Kidnapping/Abduction		0	0
Arrest Overview				Rape		1	0
Total Arrests	51	Sodomy				0	0
Adult Arrests	47	Sexual Assault With An Object				0	0
Juvenile Arrests	4	Fondling				0	0
Unknown Age	0	Incest				0	0
Arrests per 100,000 population	3,831.7	Statutory Rape				0	0
				Commercial Sex Acts		0	0
				Involuntary Servitude		0	0
Average number offenses/incident				1.39		Crimes Against Property	
Domestic Incident Victims				Arson		1	0
Offense	Reported	Cleared	Bribery		0	0	0
Murder and Nonnegligent Manslaughter	0	0	Burglary/Breaking & Entering		3	0	0
Aggravated Assault	1	0	Counterfeiting/Forgery		0	0	0
Simple Assault	2	0	Destruction/Damage/Vandalism of Property		6	1	1
Intimidation	0	0	Embezzlement		0	0	0
Stalking	0	0	Extortion/Blackmail		0	0	0
Rape	0	0	False Pretenses/Swindle/Confidence Game		2	0	0
Sodomy	0	0	Credit Card/Automated Teller Machine Fraud		0	0	0
Sexual Assault With An Object	0	0	Impersonation		0	0	0
Fondling	0	0	Welfare Fraud		0	0	0
Incest	0	0	Wire Fraud		0	0	0
Statutory Rape	0	0	Identity Theft		0	0	0
Kidnapping/Abduction	0	0	Hacking/Computer Invasion		0	0	0
Total	3	0	Robbery		0	0	0
Group B Arrests				Pocket-picking		0	0
Offense	Adult	Juvenile	Purse-snatching		0	0	0
Bad Checks	0	0	Shoplifting		0	0	0
Curfew/Loitering/Vagrancy Violations	0	0	Theft From Building		5	0	0
Disorderly Conduct	1	0	Theft From Coin Operated Machine or Device		0	0	0
Driving Under the Influence	15	2	Theft From Motor Vehicle		1	1	1
Drunkenness	0	0	Theft of Motor Vehicle Parts/Accessories		0	0	0
Family Offenses (Nonviolent)	0	0	All Other Larceny		9	1	2
Liquor Law Violations	2	1	Motor Vehicle Theft		7	0	0
Peeping Tom	0	0	Stolen Property Offenses		1	0	0
Runaway	0	0	Crimes Against Society				
Trespass of Real Property	0	0	Drug/Narcotic Violations		23	19	18
All Other Offenses	3	0	Drug Equipment Violations		17	16	4
Total Group B	21	3	Betting/Wagering		0	0	0
				Operating/Promoting/Assisting Gambling		1	0
				Gambling Equipment Violations		0	0
				Sports Tampering		0	0
				Pornography/Obscene Material		0	0
				Prostitution		0	0
				Assisting or Promoting Prostitution		0	0
				Purchasing Prostitution		0	0
				Weapon Law Violations		0	0
				Animal Cruelty		2	0
				Total Group A Offenses		85	38
						26	1

(*) Offenses are counted using the FBI Units of Count for Crime
 (**) The 'Arrests' column shows arrests made for incidents during the selected period, regardless of arrest date. Arrest counts for the same period may change over time.
 (***) Negligent Manslaughter now includes the killing of another person associated with driving under the influence, distracted driving (using a cell or smartphone), and reckless driving fatalities.

Ramsey County Sheriff's Office - 2020

2020 Population Estimate		4,062		Offenses (*)		Arrests (**)	
				Reported	Cleared	Adult	Juvenile
Offense Overview				Group A Offenses			
Offense Total				Crimes Against Persons (***)			
Offense Total	67	Murder and Nonnegligent Manslaughter				0	0
Number Cleared	16	Negligent Manslaughter				0	0
Percent Cleared	23.88%	Aggravated Assault		1		0	0
Group A Crimes per 100,000 population	1,649.4	Simple Assault		7	3	3	0
Arrest Overview				Intimidation			
Total Arrests	38	Stalking		2		0	0
Adult Arrests	38	Kidnapping/Abduction				0	0
Juvenile Arrests	0	Rape		3		0	0
Unknown Age	0	Sodomy				0	0
Arrests per 100,000 population	935.5	Sexual Assault With An Object				0	0
				Fondling			
				Incest			
				Statutory Rape			
				Commercial Sex Acts			
				Involuntary Servitude			
Average number offenses/incident				Crimes Against Property			
1.14				Arson			
Domestic Incident Victims				Bribery			
Offense	Reported	Cleared					
Murder and Nonnegligent Manslaughter	0	0	Burglary/Breaking & Entering				
Aggravated Assault	0	0	Counterfeiting/Forgery				
Simple Assault	3	2	Destruction/Damage/Vandalism of Property				
Intimidation	2	0	Embezzlement				
Stalking	0	0	Extortion/Blackmail				
Rape	1	0	False Pretenses/Swindle/Confidence Game				
Sodomy	0	0	Credit Card/Automated Teller Machine Fraud				
Sexual Assault With An Object	0	0	Impersonation				
Fondling	0	0	Welfare Fraud				
Incest	0	0	Wire Fraud				
Statutory Rape	0	0	Identity Theft				
Kidnapping/Abduction	0	0	Hacking/Computer Invasion				
Total	6	2	Robbery				
Group B Arrests				Pocket-picking			
Offense	Adult	Juvenile	Purse-snatching				
Bad Checks	0	0	Shoplifting				
Curfew/Loitering/Vagrancy Violations	0	0	Theft From Building				
Disorderly Conduct	0	0	Theft From Coin Operated Machine or Device				
Driving Under the Influence	15	0	Theft From Motor Vehicle				
Drunkenness	0	0	Theft of Motor Vehicle Parts/Accessories				
Family Offenses (Nonviolent)	0	0	All Other Larceny				
Liquor Law Violations	0	0	Motor Vehicle Theft				
Peeping Tom	0	0	Stolen Property Offenses				
Runaway	0	0	Crimes Against Society				
Trespass of Real Property	1	0	Drug/Narcotic Violations				
All Other Offenses	7	0	Drug Equipment Violations				
Total Group B	23	0	Betting/Wagering				
				Operating/Promoting/Assisting Gambling			
				Gambling Equipment Violations			
				Sports Tampering			
				Pornography/Obscene Material			
				Prostitution			
				Assisting or Promoting Prostitution			
				Purchasing Prostitution			
				Weapon Law Violations			
				Animal Cruelty			
				Total Group A Offenses			
				67	16	15	0

(*) Offenses are counted using the FBI Units of Count for Crime
 (**) The 'Arrests' column shows arrests made for incidents during the selected period, regardless of arrest date. Arrest counts for the same period may change over time.
 (***) Negligent Manslaughter now includes the killing of another person associated with driving under the influence, distracted driving (using a cell or smartphone), and reckless driving fatalities.

Ransom County Sheriff's Office - 2020

2020 Population Estimate		3,096		Offenses (*)		Arrests (**)	
Group A Offenses				Reported	Cleared	Adult	Juvenile
Offense Overview				Crimes Against Persons (***)			
Offense Total	73	Murder and Nonnegligent Manslaughter				0	0
Number Cleared	23	Negligent Manslaughter				0	0
Percent Cleared	31.51%	Aggravated Assault		1	1	1	0
Group A Crimes per 100,000 population	2,357.9	Simple Assault		3	2	2	0
		Intimidation		1		0	0
		Stalking		1		0	0
		Kidnapping/Abduction				0	0
Arrest Overview				Crimes Against Property			
Total Arrests	35	Rape		1	1	1	0
Adult Arrests	31	Sodomy				0	0
Juvenile Arrests	4	Sexual Assault With An Object				0	0
Unknown Age	0	Fondling		1		0	0
Arrests per 100,000 population	1,130.5	Incest				0	0
		Statutory Rape				0	0
		Commercial Sex Acts				0	0
		Involuntary Servitude				0	0
Average number offenses/incident	1.20	Crimes Against Property					
Domestic Incident Victims				Arson	0	0	0
Offense	Reported	Cleared		Bribery	0	0	0
Murder and Nonnegligent Manslaughter	0	0		Burglary/Breaking & Entering	7	1	2
Aggravated Assault	1	1		Counterfeiting/Forgery	7	0	0
Simple Assault	1	1		Destruction/Damage/Vandalism of Property	5	0	0
Intimidation	1	0		Embezzlement	0	0	0
Stalking	0	0		Extortion/Blackmail	0	0	0
Rape	0	0		False Pretenses/Swindle/Confidence Game	0	0	0
Sodomy	0	0		Credit Card/Automated Teller Machine Fraud	1	0	0
Sexual Assault With An Object	0	0		Impersonation	0	0	0
Fondling	0	0		Welfare Fraud	0	0	0
Incest	0	0		Wire Fraud	1	0	0
Statutory Rape	0	0		Identity Theft	1	0	0
Kidnapping/Abduction	0	0		Hacking/Computer Invasion	0	0	0
Total	3	2		Robbery	0	0	0
Group B Arrests				Pocket-picking	0	0	0
Offense	Adult	Juvenile		Purse-snatching	0	0	0
Bad Checks	0	0		Shoplifting	0	0	0
Curfew/Loitering/Vagrancy Violations	0	0		Theft From Building	0	0	0
Disorderly Conduct	0	0		Theft From Coin Operated Machine or Device	0	0	0
Driving Under the Influence	2	0		Theft From Motor Vehicle	6	1	0
Drunkenness	0	0		Theft of Motor Vehicle Parts/Accessories	0	0	0
Family Offenses (Nonviolent)	0	0		All Other Larceny	13	2	1
Liquor Law Violations	2	0		Motor Vehicle Theft	5	0	0
Peeping Tom	0	0		Stolen Property Offenses	4	3	2
Runaway	0	0		Crimes Against Society			
Trespass of Real Property	0	3		Drug/Narcotic Violations	6	4	2
All Other Offenses	10	0		Drug Equipment Violations	7	6	5
Total Group B	14	3		Betting/Wagering	0	0	0
				Operating/Promoting/Assisting Gambling	0	0	0
				Gambling Equipment Violations	0	0	0
				Sports Tampering	0	0	0
				Pornography/Obscene Material	0	0	0
				Prostitution	0	0	0
				Assisting or Promoting Prostitution	0	0	0
				Purchasing Prostitution	0	0	0
				Weapon Law Violations	2	2	1
				Animal Cruelty	0	0	0
				Total Group A Offenses	73	23	17

(*) Offenses are counted using the FBI Units of Count for Crime
 (**) The 'Arrests' column shows arrests made for incidents during the selected period, regardless of arrest date. Arrest counts for the same period may change over time.
 (***) Negligent Manslaughter now includes the killing of another person associated with driving under the influence, distracted driving (using a cell or smartphone), and reckless driving fatalities.

Renville County Sheriff's Office - 2020

2020 Population Estimate		2,286		Offenses (*)		Arrests (**)			
Group A Offenses				Reported	Cleared	Adult	Juvenile		
Offense Overview				Crimes Against Persons (***)					
Offense Total	49	Murder and Nonnegligent Manslaughter				0	0		
Number Cleared	11	Negligent Manslaughter				0	0		
Percent Cleared	22.45%	Aggravated Assault		2	1	1	0		
Group A Crimes per 100,000 population	2,143.5	Simple Assault		11	5	4	0		
		Intimidation		3	2	1	0		
		Stalking		2		0	0		
		Kidnapping/Abduction				0	0		
Arrest Overview				Rape					
Total Arrests	10	Sodomy		1		0	0		
Adult Arrests	10	Sexual Assault With An Object				0	0		
Juvenile Arrests	0	Fondling		1		0	0		
Unknown Age	0	Incest				0	0		
Arrests per 100,000 population	437.4	Statutory Rape				0	0		
		Commercial Sex Acts				0	0		
		Involuntary Servitude				0	0		
Average number offenses/incident	1.17	Crimes Against Property							
Domestic Incident Victims				Arson					
Offense	Reported	Cleared		0	0	0	0		
Murder and Nonnegligent Manslaughter	0	0		Bribery					
Aggravated Assault	1	1		0	0	0	0		
Simple Assault	10	5		Burglary/Breaking & Entering					
Intimidation	2	2		1	0	0	0		
Stalking	2	0		Counterfeiting/Forgery					
Rape	1	0		0	0	0	0		
Sodomy	0	0		Destruction/Damage/Vandalism of Property					
Sexual Assault With An Object	0	0		11	0	0	0		
Fondling	0	0		Embezzlement					
Incest	0	0		1	0	0	0		
Statutory Rape	0	0		Extortion/Blackmail					
Kidnapping/Abduction	0	0		0	0	0	0		
Total	16	8		False Pretenses/Swindle/Confidence Game					
Group B Arrests				Credit Card/Automated Teller Machine Fraud					
Offense	Adult	Juvenile		1	0	0	0		
Bad Checks	0	0		Impersonation					
Curfew/Loitering/Vagrancy Violations	0	0		0	0	0	0		
Disorderly Conduct	0	0		Welfare Fraud					
Driving Under the Influence	3	0		0	0	0	0		
Drunkenness	0	0		Wire Fraud					
Family Offenses (Nonviolent)	0	0		0	0	0	0		
Liquor Law Violations	0	0		Identity Theft					
Peeping Tom	0	0		1	0	0	0		
Runaway	0	0		Hacking/Computer Invasion					
Trespass of Real Property	0	0		0	0	0	0		
All Other Offenses	0	0		Robbery					
Total Group B	3	0		0	0	0	0		
				Pocket-picking					
				Purse-snatching					
				Shoplifting					
				Theft From Building					
				Theft From Coin Operated Machine or Device					
				Theft From Motor Vehicle					
				Theft of Motor Vehicle Parts/Accessories					
				All Other Larceny					
				Motor Vehicle Theft					
				Stolen Property Offenses					
				Crimes Against Society					
				Drug/Narcotic Violations		3	2	1	0
				Drug Equipment Violations		1	1	0	0
				Betting/Wagering		0	0	0	0
				Operating/Promoting/Assisting Gambling		0	0	0	0
				Gambling Equipment Violations		0	0	0	0
				Sports Tampering		0	0	0	0
				Pornography/Obscene Material		0	0	0	0
				Prostitution		0	0	0	0
				Assisting or Promoting Prostitution		0	0	0	0
				Purchasing Prostitution		0	0	0	0
				Weapon Law Violations		0	0	0	0
				Animal Cruelty		0	0	0	0
				Total Group A Offenses		49	11	7	0

(*) Offenses are counted using the FBI Units of Count for Crime
 (**) The 'Arrests' column shows arrests made for incidents during the selected period, regardless of arrest date. Arrest counts for the same period may change over time.
 (***) Negligent Manslaughter now includes the killing of another person associated with driving under the influence, distracted driving (using a cell or smartphone), and reckless driving fatalities.

Richland County Sheriff's Office - 2020

2020 Population Estimate	8,252	Offenses (*)		Arrests (**)		
		Reported	Cleared	Adult	Juvenile	
Offense Overview		Group A Offenses				
Offense Total	235	Crimes Against Persons (***)				
Number Cleared	65	Murder and Nonnegligent Manslaughter				
Percent Cleared	27.66%	Negligent Manslaughter				
Group A Crimes per 100,000 population	2,847.8	Aggravated Assault		2	0	
		Simple Assault		16	2	
		Intimidation		3	0	
		Stalking		0	0	
		Kidnapping/Abduction		0	0	
Arrest Overview		Rape				
Total Arrests	152	Sodomy		0	0	
Adult Arrests	142	Sexual Assault With An Object		0	0	
Juvenile Arrests	10	Fondling		1	0	
Unknown Age	0	Incest		0	0	
Arrests per 100,000 population	1,842.0	Statutory Rape		0	0	
		Commercial Sex Acts		0	0	
		Involuntary Servitude		0	0	
Average number offenses/incident	1.17	Crimes Against Property				
Domestic Incident Victims		Arson				
Offense	Reported	Cleared	Bribery			
Murder and Nonnegligent Manslaughter	0	0	Burglary/Breaking & Entering			
Aggravated Assault	5	3	Counterfeiting/Forgery			
Simple Assault	22	13	Destruction/Damage/Vandalism of Property			
Intimidation	0	0	Embezzlement			
Stalking	0	0	Extortion/Blackmail			
Rape	0	0	False Pretenses/Swindle/Confidence Game			
Sodomy	1	0	Credit Card/Automated Teller Machine Fraud			
Sexual Assault With An Object	0	0	Impersonation			
Fondling	1	1	Welfare Fraud			
Incest	0	0	Wire Fraud			
Statutory Rape	0	0	Identity Theft			
Kidnapping/Abduction	0	0	Hacking/Computer Invasion			
Total	29	17	Robbery			
Group B Arrests			Pocket-picking			
Offense	Adult	Juvenile	Purse-snatching			
Bad Checks	1	0	Shoplifting			
Curfew/Loitering/Vagrancy Violations	0	0	Theft From Building			
Disorderly Conduct	2	0	Theft From Coin Operated Machine or Device			
Driving Under the Influence	14	0	Theft From Motor Vehicle			
Drunkenness	0	0	Theft of Motor Vehicle Parts/Accessories			
Family Offenses (Nonviolent)	0	1	All Other Larceny			
Liquor Law Violations	10	4	Motor Vehicle Theft			
Peeping Tom	0	0	Stolen Property Offenses			
Runaway	0	0	Crimes Against Society			
Trespass of Real Property	2	0	Drug/Narcotic Violations			
All Other Offenses	70	1	Drug Equipment Violations			
Total Group B	99	6	Betting/Wagering			
			Operating/Promoting/Assisting Gambling			
			Gambling Equipment Violations			
			Sports Tampering			
			Pornography/Obscene Material			
			Prostitution			
			Assisting or Promoting Prostitution			
			Purchasing Prostitution			
			Weapon Law Violations			
			Animal Cruelty			
			Total Group A Offenses		43	4

(*) Offenses are counted using the FBI Units of Count for Crime
 (**) The 'Arrests' column shows arrests made for incidents during the selected period, regardless of arrest date. Arrest counts for the same period may change over time.
 (***) Negligent Manslaughter now includes the killing of another person associated with driving under the influence, distracted driving (using a cell or smartphone), and reckless driving fatalities.

Rolette County Sheriff's Office - 2020

2020 Population Estimate		12,200		Offenses (*)		Arrests (**)	
				Reported	Cleared	Adult	Juvenile
Offense Overview				Group A Offenses			
Offense Total				Crimes Against Persons (***)			
Offense Total	64	Murder and Nonnegligent Manslaughter				0	0
Number Cleared	46	Negligent Manslaughter				0	0
Percent Cleared	71.88%	Aggravated Assault		4	2	1	0
Group A Crimes per 100,000 population	524.6	Simple Assault		7	5	3	1
				Intimidation		3	2
				Stalking		2	0
				Kidnapping/Abduction		0	0
				Rape		1	0
				Sodomy		0	0
				Sexual Assault With An Object		0	0
				Fondling		1	1
				Incest		0	0
				Statutory Rape		0	0
				Commercial Sex Acts		0	0
				Involuntary Servitude		0	0
Arrest Overview				Crimes Against Property			
Total Arrests	66	Arson		0	0	0	0
Adult Arrests	65	Bribery		0	0	0	0
Juvenile Arrests	1	Burglary/Breaking & Entering		2	1	3	0
Unknown Age	0	Counterfeiting/Forgery		0	0	0	0
Arrests per 100,000 population	541.0	Destruction/Damage/Vandalism of Property		6	3	2	0
				Embezzlement		0	0
				Extortion/Blackmail		0	0
				False Pretenses/Swindle/Confidence Game		12	11
				Credit Card/Automated Teller Machine Fraud		0	0
				Impersonation		0	0
				Welfare Fraud		0	0
				Wire Fraud		0	0
				Identity Theft		0	0
				Hacking/Computer Invasion		0	0
				Robbery		0	0
				Pocket-picking		0	0
				Purse-snatching		0	0
				Shoplifting		0	0
				Theft From Building		0	0
				Theft From Coin Operated Machine or Device		0	0
				Theft From Motor Vehicle		0	0
				Theft of Motor Vehicle Parts/Accessories		0	0
				All Other Larceny		3	1
				Motor Vehicle Theft		8	7
				Stolen Property Offenses		4	3
				Crimes Against Society			
				Drug/Narcotic Violations		5	5
				Drug Equipment Violations		5	4
				Betting/Wagering		0	0
				Operating/Promoting/Assisting Gambling		0	0
				Gambling Equipment Violations		0	0
				Sports Tampering		0	0
				Pornography/Obscene Material		0	0
				Prostitution		0	0
				Assisting or Promoting Prostitution		0	0
				Purchasing Prostitution		0	0
				Weapon Law Violations		0	0
				Animal Cruelty		1	1
				Total Group A Offenses		64	46
						31	1

(*) Offenses are counted using the FBI Units of Count for Crime
 (**) The 'Arrests' column shows arrests made for incidents during the selected period, regardless of arrest date. Arrest counts for the same period may change over time.
 (***) Negligent Manslaughter now includes the killing of another person associated with driving under the influence, distracted driving (using a cell or smartphone), and reckless driving fatalities.

Sargent County Sheriff's Office - 2020

2020 Population Estimate		3,865		Offenses (*)		Arrests (**)		
Group A Offenses				Reported	Cleared	Adult	Juvenile	
Offense Overview				Crimes Against Persons (***)				
Offense Total	42	Murder and Nonnegligent Manslaughter				0	0	
Number Cleared	17	Negligent Manslaughter				0	0	
Percent Cleared	40.48%	Aggravated Assault		2	1	1	0	
Group A Crimes per 100,000 population	1,086.7	Simple Assault		7	4	2	1	
		Intimidation		3	1	1	0	
		Stalking				0	0	
		Kidnapping/Abduction		1	1	0	0	
Arrest Overview				Crimes Against Property				
Total Arrests	41	Rape		1	1	1	0	
Adult Arrests	37	Sodomy				0	0	
Juvenile Arrests	4	Sexual Assault With An Object				0	0	
Unknown Age	0	Fondling		1	1	1	0	
Arrests per 100,000 population	1,060.8	Incest				0	0	
		Statutory Rape				0	0	
		Commercial Sex Acts				0	0	
		Involuntary Servitude				0	0	
Average number offenses/incident	1.27			Crimes Against Property				
Domestic Incident Victims				Arson	1	1	0	2
Offense	Reported	Cleared		Bribery	0	0	0	0
Murder and Nonnegligent Manslaughter	0	0		Burglary/Breaking & Entering	2	0	0	0
Aggravated Assault	1	1		Counterfeiting/Forgery	1	0	0	0
Simple Assault	6	3		Destruction/Damage/Vandalism of Property	3	1	0	0
Intimidation	3	1		Embezzlement	1	1	1	0
Stalking	0	0		Extortion/Blackmail	0	0	0	0
Rape	0	0		False Pretenses/Swindle/Confidence Game	1	1	0	0
Sodomy	0	0		Credit Card/Automated Teller Machine Fraud	2	0	0	0
Sexual Assault With An Object	0	0		Impersonation	0	0	0	0
Fondling	0	0		Welfare Fraud	0	0	0	0
Incest	0	0		Wire Fraud	0	0	0	0
Statutory Rape	0	0		Identity Theft	1	0	0	0
Kidnapping/Abduction	1	1		Hacking/Computer Invasion	0	0	0	0
Total	11	6		Robbery	0	0	0	0
Group B Arrests				Pocket-picking	0	0	0	0
Offense	Adult	Juvenile		Purse-snatching	0	0	0	0
Bad Checks	0	0		Shoplifting	0	0	0	0
Curfew/Loitering/Vagrancy Violations	0	0		Theft From Building	3	1	1	0
Disorderly Conduct	0	0		Theft From Coin Operated Machine or Device	0	0	0	0
Driving Under the Influence	6	0		Theft From Motor Vehicle	1	0	0	0
Drunkenness	0	0		Theft of Motor Vehicle Parts/Accessories	0	0	0	0
Family Offenses (Nonviolent)	0	0		All Other Larceny	4	0	0	0
Liquor Law Violations	9	0		Motor Vehicle Theft	3	0	0	0
Peeping Tom	0	0		Stolen Property Offenses	1	1	0	1
Runaway	0	0		Crimes Against Society				
Trespass of Real Property	2	0		Drug/Narcotic Violations	2	1	0	0
All Other Offenses	12	0		Drug Equipment Violations	1	1	0	0
Total Group B	29	0		Betting/Wagering	0	0	0	0
				Operating/Promoting/Assisting Gambling	0	0	0	0
				Gambling Equipment Violations	0	0	0	0
				Sports Tampering	0	0	0	0
				Pornography/Obscene Material	0	0	0	0
				Prostitution	0	0	0	0
				Assisting or Promoting Prostitution	0	0	0	0
				Purchasing Prostitution	0	0	0	0
				Weapon Law Violations	0	0	0	0
				Animal Cruelty	0	0	0	0
				Total Group A Offenses	42	17	8	4

(*) Offenses are counted using the FBI Units of Count for Crime
 (**) The 'Arrests' column shows arrests made for incidents during the selected period, regardless of arrest date. Arrest counts for the same period may change over time.
 (***) Negligent Manslaughter now includes the killing of another person associated with driving under the influence, distracted driving (using a cell or smartphone), and reckless driving fatalities.

Sheridan County Sheriff's Office - 2020

2020 Population Estimate		1,301		Offenses (*)		Arrests (**)	
		Reported	Cleared	Adult	Juvenile		
Offense Overview				Group A Offenses			
Offense Total	34						
Number Cleared	12						
Percent Cleared	35.29%						
Group A Crimes per 100,000 population	2,613.4						
Arrest Overview				Crimes Against Persons (***)			
Total Arrests	19						
Adult Arrests	17						
Juvenile Arrests	2						
Unknown Age	0						
Arrests per 100,000 population	1,614.1						
Average number offenses/incident	1.06						
Domestic Incident Victims				Crimes Against Property			
Offense	Reported	Cleared					
Murder and Nonnegligent Manslaughter	0	0		Arson	0	0	0
Aggravated Assault	0	0		Bribery	0	0	0
Simple Assault	3	1		Burglary/Breaking & Entering	0	0	0
Intimidation	2	2		Counterfeiting/Forgery	1	0	0
Stalking	0	0		Destruction/Damage/Vandalism of Property	7	0	0
Rape	0	0		Embezzlement	0	0	0
Sodomy	0	0		Extortion/Blackmail	0	0	0
Sexual Assault With An Object	0	0		False Pretenses/Swindle/Confidence Game	2	1	1
Fondling	0	0		Credit Card/Automated Teller Machine Fraud	0	0	0
Incest	0	0		Impersonation	0	0	0
Statutory Rape	0	0		Welfare Fraud	0	0	0
Kidnapping/Abduction	0	0		Wire Fraud	0	0	0
Total	5	3		Identity Theft	1	0	0
Group B Arrests				Crimes Against Society			
Offense	Adult	Juvenile		Drug/Narcotic Violations	3	3	2
Bad Checks	0	0		Drug Equipment Violations	6	4	2
Curfew/Loitering/Vagrancy Violations	0	0		Betting/Wagering	0	0	0
Disorderly Conduct	0	0		Operating/Promoting/Assisting Gambling	0	0	0
Driving Under the Influence	6	0		Gambling Equipment Violations	0	0	0
Drunkenness	0	0		Sports Tampering	0	0	0
Family Offenses (Nonviolent)	0	0		Pornography/Obscene Material	0	0	0
Liquor Law Violations	0	0		Prostitution	0	0	0
Peeping Tom	0	0		Assisting or Promoting Prostitution	0	0	0
Runaway	0	0		Purchasing Prostitution	0	0	0
Trespass of Real Property	1	0		Weapon Law Violations	0	0	0
All Other Offenses	2	0		Animal Cruelty	0	0	0
Total Group B	9	0		Total Group A Offenses	34	12	8

(*) Offenses are counted using the FBI Units of Count for Crime
 (**) The 'Arrests' column shows arrests made during the selected period, regardless of incident date. Arrest counts may be higher than incident counts.
 (***) Negligent Manslaughter now includes the killing of another person associated with driving under the influence, distracted driving (using a cell or smartphone), and reckless driving fatalities.

Sioux County Sheriff's Office - 2020

2020 Population Estimate		4,194	Offenses (*)		Arrests (**)	
			Reported	Cleared	Adult	Juvenile
Offense Overview			Group A Offenses			
			Crimes Against Persons (***)			
Offense Total	19				0	0
Number Cleared	19				0	0
Percent Cleared	100.00%				0	0
Group A Crimes per 100,000 population	43.0		1	1	1	0
					0	0
Arrest Overview					0	0
Total Arrests	16				0	0
Adult Arrests	16				0	0
Juvenile Arrests	0				0	0
Unknown Age	0				0	0
Arrests per 100,000 population	381.5				0	0
Average number offenses/incident	1.46				0	0
Domestic Incident Victims			Crimes Against Property			
Offense	Reported	Cleared	Arson	0	0	0
Murder and Nonnegligent Manslaughter	0	0	Bribery	0	0	0
Aggravated Assault	0	0	Burglary/Breaking & Entering	0	0	0
Simple Assault	0	0	Counterfeiting/Forgery	1	1	1
Intimidation	1	1	Destruction/Damage/Vandalism of Property	0	0	0
Stalking	0	0	Embezzlement	0	0	0
Rape	0	0	Extortion/Blackmail	0	0	0
Sodomy	0	0	False Pretenses/Swindle/Confidence Game	0	0	0
Sexual Assault With An Object	0	0	Credit Card/Automated Teller Machine Fraud	0	0	0
Fondling	0	0	Impersonation	0	0	0
Incest	0	0	Welfare Fraud	0	0	0
Statutory Rape	0	0	Wire Fraud	0	0	0
Kidnapping/Abduction	0	0	Identity Theft	0	0	0
Total	1	1	Hacking/Computer Invasion	0	0	0
Group B Arrests			Robbery	0	0	0
Offense	Adult	Juvenile	Pocket-picking	0	0	0
Bad Checks	0	0	Purse-snatching	0	0	0
Curfew/Loitering/Vagrancy Violations	0	0	Shoplifting	0	0	0
Disorderly Conduct	0	0	Theft From Building	0	0	0
Driving Under the Influence	1	0	Theft From Coin Operated Machine or Device	0	0	0
Drunkenness	0	0	Theft From Motor Vehicle	0	0	0
Family Offenses (Nonviolent)	0	0	Theft of Motor Vehicle Parts/Accessories	0	0	0
Liquor Law Violations	0	0	All Other Larceny	0	0	0
Peeping Tom	0	0	Motor Vehicle Theft	0	0	0
Runaway	0	0	Stolen Property Offenses	0	0	0
Trespass of Real Property	1	0	Crimes Against Society			
All Other Offenses	0	0	Drug/Narcotic Violations	8	8	8
Total Group B	2	0	Drug Equipment Violations	9	9	4
			Betting/Wagering	0	0	0
			Operating/Promoting/Assisting Gambling	0	0	0
			Gambling Equipment Violations	0	0	0
			Sports Tampering	0	0	0
			Pornography/Obscene Material	0	0	0
			Prostitution	0	0	0
			Assisting or Promoting Prostitution	0	0	0
			Purchasing Prostitution	0	0	0
			Weapon Law Violations	0	0	0
			Animal Cruelty	0	0	0
			Total Group A Offenses	19	19	14

(*) Offenses are counted using the FBI Units of Count for Crime
 (**) The 'Arrests' column shows arrests made for incidents during the selected period, regardless of arrest date. Arrest counts for the same period may change over time.
 (***) Negligent Manslaughter now includes the killing of another person associated with driving under the influence, distracted driving (using a cell or smartphone), and reckless driving fatalities.

Stark County Sheriff's Office - 2020

2020 Population Estimate		7,223		Offenses (*)		Arrests (**)	
Offense Overview		Reported	Cleared	Adult	Juvenile		
Offense Total	210						
Number Cleared	56						
Percent Cleared	26.67%						
Group A Crimes per 100,000 population	2,907.4						
Arrest Overview							
Total Arrests	104						
Adult Arrests	96						
Juvenile Arrests	8						
Unknown Age	0						
Arrests per 100,000 population	1,439.8						
Average number offenses/incident	1.20						
Domestic Incident Victims							
Offense	Reported	Cleared					
Murder and Nonnegligent Manslaughter	0	0					
Aggravated Assault	1	0					
Simple Assault	10	5					
Intimidation	3	1					
Stalking	0	0					
Rape	0	0					
Sodomy	0	0					
Sexual Assault With An Object	0	0					
Fondling	0	0					
Incest	0	0					
Statutory Rape	0	0					
Kidnapping/Abduction	0	0					
Total	14	6					
Group B Arrests							
Offense	Adult	Juvenile					
Bad Checks	0	0					
Curfew/Loitering/Vagrancy Violations	0	0					
Disorderly Conduct	1	0					
Driving Under the Influence	25	1					
Drunkenness	0	0					
Family Offenses (Nonviolent)	1	1					
Liquor Law Violations	6	2					
Peeping Tom	0	0					
Runaway	0	0					
Trespass of Real Property	6	0					
All Other Offenses	15	0					
Total Group B	54	4					
<p>(*) Offenses are counted using the FBI Units of Count for Crime (**) The 'Arrests' column shows arrests made during the selected period, regardless of incident date. Arrest counts may be higher than incident counts. (***) Negligent Manslaughter now includes the killing of another person associated with driving under the influence, distracted driving (using a cell or smartphone), and reckless driving fatalities.</p>							
Crimes Against Persons (***)							
Murder and Nonnegligent Manslaughter				0	0		
Negligent Manslaughter				0	0		
Aggravated Assault	2			0	0		
Simple Assault	22	11		9	1		
Intimidation	10	6		3	0		
Stalking				0	0		
Kidnapping/Abduction				0	0		
Rape	1			0	0		
Sodomy				0	0		
Sexual Assault With An Object				0	0		
Fondling	1			0	0		
Incest				0	0		
Statutory Rape				0	0		
Commercial Sex Acts				0	0		
Involuntary Servitude				0	0		
Crimes Against Property							
Arson	0	0		0	0		
Bribery	0	0		0	0		
Burglary/Breaking & Entering	14	3		1	1		
Counterfeiting/Forgery	1	0		0	0		
Destruction/Damage/Vandalism of Property	37	1		0	0		
Embezzlement	0	0		0	0		
Extortion/Blackmail	0	0		0	0		
False Pretenses/Swindle/Confidence Game	6	0		0	0		
Credit Card/Automated Teller Machine Fraud	2	0		0	0		
Impersonation	0	0		0	0		
Welfare Fraud	0	0		0	0		
Wire Fraud	0	0		0	0		
Identity Theft	2	0		0	0		
Hacking/Computer Invasion	0	0		0	0		
Robbery	0	0		0	0		
Pocket-picking	0	0		0	0		
Purse-snatching	0	0		0	0		
Shoplifting	0	0		0	0		
Theft From Building	6	0		0	0		
Theft From Coin Operated Machine or Device	0	0		0	0		
Theft From Motor Vehicle	4	0		0	0		
Theft of Motor Vehicle Parts/Accessories	3	0		0	0		
All Other Larceny	39	3		1	0		
Motor Vehicle Theft	12	1		1	0		
Stolen Property Offenses	2	0		0	0		
Crimes Against Society							
Drug/Narcotic Violations	18	14		19	1		
Drug Equipment Violations	23	16		8	1		
Betting/Wagering	0	0		0	0		
Operating/Promoting/Assisting Gambling	0	0		0	0		
Gambling Equipment Violations	0	0		0	0		
Sports Tampering	0	0		0	0		
Pornography/Obscene Material	2	0		0	0		
Prostitution	0	0		0	0		
Assisting or Promoting Prostitution	0	0		0	0		
Purchasing Prostitution	0	0		0	0		
Weapon Law Violations	1	1		0	0		
Animal Cruelty	2	0		0	0		
Total Group A Offenses	210	56		42	4		

Steele County Sheriff's Office - 2020

2020 Population Estimate		1,858		Offenses (*)		Arrests (**)	
				Reported	Cleared	Adult	Juvenile
Offense Overview							
Offense Total		12					
Number Cleared		5					
Percent Cleared		41.67%					
Group A Crimes per 100,000 population		645.9					
Arrest Overview							
Total Arrests		16					
Adult Arrests		16					
Juvenile Arrests		0					
Unknown Age		0					
Arrests per 100,000 population		861.1					
Average number offenses/incident		1.20					
Domestic Incident Victims							
Offense	Reported	Cleared					
Murder and Nonnegligent Manslaughter	0	0					
Aggravated Assault	0	0					
Simple Assault	1	1					
Intimidation	0	0					
Stalking	0	0					
Rape	0	0					
Sodomy	0	0					
Sexual Assault With An Object	0	0					
Fondling	0	0					
Incest	0	0					
Statutory Rape	0	0					
Kidnapping/Abduction	0	0					
Total	1	1					
Group B Arrests							
Offense	Adult	Juvenile					
Bad Checks	0	0					
Curfew/Loitering/Vagrancy Violations	0	0					
Disorderly Conduct	0	0					
Driving Under the Influence	4	0					
Drunkenness	0	0					
Family Offenses (Nonviolent)	0	0					
Liquor Law Violations	7	0					
Peeping Tom	0	0					
Runaway	0	0					
Trespass of Real Property	0	0					
All Other Offenses	1	0					
Total Group B	12	0					
(*) Offenses are counted using the FBI Units of Count for Crime							
(**) The 'Arrests' column shows arrests made during the selected period, regardless of incident date. Arrest counts may be higher than incident counts.							
(***) Negligent Manslaughter now includes the killing of another person associated with driving under the influence, distracted driving (using a cell or smartphone), and reckless driving fatalities.							
Crimes Against Persons (***)							
Murder and Nonnegligent Manslaughter				0	0	0	0
Negligent Manslaughter						0	0
Aggravated Assault						0	0
Simple Assault			1	1		1	0
Intimidation			2			0	0
Stalking						0	0
Kidnapping/Abduction						0	0
Rape						0	0
Sodomy						0	0
Sexual Assault With An Object						0	0
Fondling						0	0
Incest						0	0
Statutory Rape						0	0
Commercial Sex Acts						0	0
Involuntary Servitude						0	0
Crimes Against Property							
Arson			0	0		0	0
Bribery			0	0		0	0
Burglary/Breaking & Entering			2	0		0	0
Counterfeiting/Forgery			0	0		0	0
Destruction/Damage/Vandalism of Property			2	1		1	0
Embezzlement			0	0		0	0
Extortion/Blackmail			0	0		0	0
False Pretenses/Swindle/Confidence Game			0	0		0	0
Credit Card/Automated Teller Machine Fraud			0	0		0	0
Impersonation			0	0		0	0
Welfare Fraud			0	0		0	0
Wire Fraud			0	0		0	0
Identity Theft			0	0		0	0
Hacking/Computer Invasion			0	0		0	0
Robbery			0	0		0	0
Pocket-picking			0	0		0	0
Purse-snatching			0	0		0	0
Shoplifting			0	0		0	0
Theft From Building			0	0		0	0
Theft From Coin Operated Machine or Device			0	0		0	0
Theft From Motor Vehicle			0	0		0	0
Theft of Motor Vehicle Parts/Accessories			0	0		0	0
All Other Larceny			1	0		0	0
Motor Vehicle Theft			1	0		0	0
Stolen Property Offenses			0	0		0	0
Crimes Against Society							
Drug/Narcotic Violations			1	1		1	0
Drug Equipment Violations			2	2		1	0
Betting/Wagering			0	0		0	0
Operating/Promoting/Assisting Gambling			0	0		0	0
Gambling Equipment Violations			0	0		0	0
Sports Tampering			0	0		0	0
Pornography/Obscene Material			0	0		0	0
Prostitution			0	0		0	0
Assisting or Promoting Prostitution			0	0		0	0
Purchasing Prostitution			0	0		0	0
Weapon Law Violations			0	0		0	0
Animal Cruelty			0	0		0	0
Total Group A Offenses			12	5		4	0

Stutsman County Sheriff's Office - 2020

2020 Population Estimate	5,387	Offenses (*)		Arrests (**)	
		Reported	Cleared	Adult	Juvenile
Offense Overview					
Offense Total	171				
Number Cleared	92				
Percent Cleared	53.80%				
Group A Crimes per 100,000 population	3,174.3				
Arrest Overview					
Total Arrests	94				
Adult Arrests	80				
Juvenile Arrests	14				
Unknown Age	0				
Arrests per 100,000 population	1,744.9				
Average number offenses/incident	1.37				
Domestic Incident Victims					
Offense	Reported	Cleared			
Murder and Nonnegligent Manslaughter	0	0			
Aggravated Assault	0	0			
Simple Assault	2	0			
Intimidation	0	0			
Stalking	0	0			
Rape	0	0			
Sodomy	0	0			
Sexual Assault With An Object	0	0			
Fondling	0	0			
Incest	0	0			
Statutory Rape	0	0			
Kidnapping/Abduction	0	0			
Total	2	0			
Group B Arrests					
Offense	Adult	Juvenile			
Bad Checks	0	0			
Curfew/Loitering/Vagrancy Violations	0	0			
Disorderly Conduct	1	1			
Driving Under the Influence	20	2			
Drunkenness	0	0			
Family Offenses (Nonviolent)	0	0			
Liquor Law Violations	4	1			
Peeping Tom	0	0			
Runaway	0	0			
Trespass of Real Property	1	0			
All Other Offenses	10	6			
Total Group B	36	10			
<p>(*) Offenses are counted using the FBI Units of Count for Crime (**) The 'Arrests' column shows arrests made during the selected period, regardless of incident date. Arrest counts may be higher than incident counts. (***) Negligent Manslaughter now includes the killing of another person associated with driving under the influence, distracted driving (using a cell or smartphone), and reckless driving fatalities.</p>					
Group A Offenses					
Crimes Against Persons (***)					
Murder and Nonnegligent Manslaughter				0	0
Negligent Manslaughter				0	0
Aggravated Assault	2	1		1	0
Simple Assault	10	3		3	0
Intimidation	21	21		2	0
Stalking				0	0
Kidnapping/Abduction				0	0
Rape	1			0	0
Sodomy	1	1		1	0
Sexual Assault With An Object				0	0
Fondling				0	0
Incest				0	0
Statutory Rape				0	0
Commercial Sex Acts				0	0
Involuntary Servitude				0	0
Crimes Against Property					
Arson	0	0		0	0
Bribery	0	0		0	0
Burglary/Breaking & Entering	17	5		2	0
Counterfeiting/Forgery	0	0		0	0
Destruction/Damage/Vandalism of Property	16	5		4	0
Embezzlement	0	0		0	0
Extortion/Blackmail	0	0		0	0
False Pretenses/Swindle/Confidence Game	3	0		0	0
Credit Card/Automated Teller Machine Fraud	0	0		0	0
Impersonation	15	0		0	0
Welfare Fraud	0	0		0	0
Wire Fraud	0	0		0	0
Identity Theft	0	0		0	0
Hacking/Computer Invasion	0	0		0	0
Robbery	0	0		0	0
Pocket-picking	0	0		0	0
Purse-snatching	0	0		0	0
Shoplifting	0	0		0	0
Theft From Building	1	0		0	0
Theft From Coin Operated Machine or Device	0	0		0	0
Theft From Motor Vehicle	3	0		0	0
Theft of Motor Vehicle Parts/Accessories	0	0		0	0
All Other Larceny	24	7		9	0
Motor Vehicle Theft	8	4		4	0
Stolen Property Offenses	2	1		0	0
Crimes Against Society					
Drug/Narcotic Violations	23	22		13	3
Drug Equipment Violations	22	20		5	0
Betting/Wagering	0	0		0	0
Operating/Promoting/Assisting Gambling	0	0		0	0
Gambling Equipment Violations	0	0		0	0
Sports Tampering	0	0		0	0
Pornography/Obscene Material	0	0		0	0
Prostitution	0	0		0	0
Assisting or Promoting Prostitution	0	0		0	0
Purchasing Prostitution	0	0		0	0
Weapon Law Violations	2	2		0	0
Animal Cruelty	0	0		0	0
Total Group A Offenses	171	92		44	3

Towner County Sheriff's Office - 2020

2020 Population Estimate		2,159		Offenses (*)		Arrests (**)		
		Reported	Cleared	Adult	Juvenile			
Offense Overview								
Offense Total	114							
Number Cleared	78							
Percent Cleared	68.42%							
Group A Crimes per 100,000 population	5,280.2							
Arrest Overview								
Total Arrests	109							
Adult Arrests	96							
Juvenile Arrests	13							
Unknown Age	0							
Arrests per 100,000 population	5,095.0							
Average number offenses/incident	1.34							
Domestic Incident Victims		Reported	Cleared	Crimes Against Property				
Offense				Arson	0	0	0	0
Murder and Nonnegligent Manslaughter	0	0	0	Bribery	0	0	0	0
Aggravated Assault	0	0	0	Burglary/Breaking & Entering	8	4	2	6
Simple Assault	7	5	5	Counterfeiting/Forgery	2	1	0	0
Intimidation	0	0	0	Destruction/Damage/Vandalism of Property	5	0	0	0
Stalking	1	0	0	Embezzlement	0	0	0	0
Rape	0	0	0	Extortion/Blackmail	0	0	0	0
Sodomy	0	0	0	False Pretenses/Swindle/Confidence Game	13	13	11	0
Sexual Assault With An Object	0	0	0	Credit Card/Automated Teller Machine Fraud	0	0	0	0
Fondling	0	0	0	Impersonation	0	0	0	0
Incest	0	0	0	Welfare Fraud	0	0	0	0
Statutory Rape	0	0	0	Wire Fraud	0	0	0	0
Kidnapping/Abduction	0	0	0	Identity Theft	2	0	0	0
Total	8	5	5	Hacking/Computer Invasion	0	0	0	0
Group B Arrests				Robbery	0	0	0	0
Offense	Adult	Juvenile		Pocket-picking	0	0	0	0
Bad Checks	0	0		Purse-snatching	0	0	0	0
Curfew/Loitering/Vagrancy Violations	0	0		Shoplifting	0	0	0	0
Disorderly Conduct	2	0		Theft From Building	3	0	0	0
Driving Under the Influence	16	2		Theft From Coin Operated Machine or Device	0	0	0	0
Drunkenness	0	0		Theft From Motor Vehicle	0	0	0	0
Family Offenses (Nonviolent)	0	0		Theft of Motor Vehicle Parts/Accessories	0	0	0	0
Liquor Law Violations	14	2		All Other Larceny	10	3	1	0
Peeping Tom	0	0		Motor Vehicle Theft	5	4	2	1
Runaway	0	0		Stolen Property Offenses	1	1	0	0
Trespass of Real Property	0	0		Crimes Against Society				
All Other Offenses	8	0		Drug/Narcotic Violations	18	18	17	0
Total Group B	40	4		Drug Equipment Violations	25	23	17	1
				Betting/Wagering	0	0	0	0
				Operating/Promoting/Assisting Gambling	0	0	0	0
				Gambling Equipment Violations	0	0	0	0
				Sports Tampering	0	0	0	0
				Pornography/Obscene Material	0	0	0	0
				Prostitution	0	0	0	0
				Assisting or Promoting Prostitution	0	0	0	0
				Purchasing Prostitution	0	0	0	0
				Weapon Law Violations	1	1	0	0
				Animal Cruelty	0	0	0	0
				Total Group A Offenses	114	78	56	9

(*) Offenses are counted using the FBI Units of Count for Crime
 (**) The 'Arrests' column shows arrests made during the selected period, regardless of incident date. Arrest counts may be higher than incident counts.
 (***) Negligent Manslaughter now includes the killing of another person associated with driving under the influence, distracted driving (using a cell or smartphone), and reckless driving fatalities.

Trail County Sheriff's Office - 2020

2020 Population Estimate		7,941		Offenses (*)		Arrests (**)			
				Reported	Cleared	Adult	Juvenile		
Offense Overview									
Offense Total	110	Group A Offenses		Crimes Against Persons (***)					
Number Cleared	46	Murder and Nonnegligent Manslaughter				0	0		
Percent Cleared	41.44%	Negligent Manslaughter				0	0		
Group A Crimes per 100,000 population	1,397.8	Aggravated Assault		1		0	0		
		Simple Assault		17	7	5	0		
		Intimidation		8	3	2	0		
		Stalking		1		0	0		
		Kidnapping/Abduction				0	0		
Arrest Overview									
Total Arrests	55	Rape				0	0		
Adult Arrests	52	Sodomy				0	0		
Juvenile Arrests	3	Sexual Assault With An Object				0	0		
Unknown Age	0	Fondling				0	1		
Arrests per 100,000 population	692.6	Incest				0	0		
		Statutory Rape				0	0		
		Commercial Sex Acts				0	0		
		Involuntary Servitude				0	0		
Average number offenses/incident				1.26					
Domestic Incident Victims				Crimes Against Property					
Offense	Reported	Cleared							
Murder and Nonnegligent Manslaughter	0	0	Arson		0	0	0	0	
Aggravated Assault	0	0	Bribery		0	0	0	0	
Simple Assault	15	6	Burglary/Breaking & Entering		8	2	2	0	
Intimidation	3	0	Counterfeiting/Forgery		3	0	0	0	
Stalking	0	0	Destruction/Damage/Vandalism of Property		11	2	1	0	
Rape	0	0	Embezzlement		0	0	0	0	
Sodomy	0	0	Extortion/Blackmail		0	0	0	0	
Sexual Assault With An Object	0	0	False Pretenses/Swindle/Confidence Game		3	3	3	0	
Fondling	0	0	Credit Card/Automated Teller Machine Fraud		0	0	0	0	
Incest	0	0	Impersonation		0	0	0	0	
Statutory Rape	0	0	Welfare Fraud		0	0	0	0	
Kidnapping/Abduction	0	0	Wire Fraud		0	0	0	0	
Total	18	6	Identity Theft		4	0	0	0	
				Hacking/Computer Invasion		1	0	0	0
Group B Arrests				Robbery		0	0	0	0
Offense	Adult	Juvenile	Pocket-picking		0	0	0	0	
Bad Checks	0	0	Purse-snatching		0	0	0	0	
Curfew/Loitering/Vagrancy Violations	0	0	Shoplifting		0	0	0	0	
Disorderly Conduct	0	0	Theft From Building		2	0	0	0	
Driving Under the Influence	11	0	Theft From Coin Operated Machine or Device		0	0	0	0	
Drunkenness	0	0	Theft From Motor Vehicle		4	1	0	0	
Family Offenses (Nonviolent)	0	0	Theft of Motor Vehicle Parts/Accessories		0	0	0	0	
Liquor Law Violations	4	0	All Other Larceny		4	0	0	0	
Peeping Tom	0	0	Motor Vehicle Theft		9	5	1	2	
Runaway	0	0	Stolen Property Offenses		9	6	5	0	
Trespass of Real Property	2	0	Crimes Against Society						
All Other Offenses	7	0	Drug/Narcotic Violations		13	8	5	0	
Total Group B	24	0	Drug Equipment Violations		11	9	4	0	
				Betting/Wagering		0	0	0	0
				Operating/Promoting/Assisting Gambling		0	0	0	0
				Gambling Equipment Violations		0	0	0	0
				Sports Tampering		0	0	0	0
				Pornography/Obscene Material		0	0	0	0
				Prostitution		0	0	0	0
				Assisting or Promoting Prostitution		0	0	0	0
				Purchasing Prostitution		0	0	0	0
				Weapon Law Violations		1	0	0	0
				Animal Cruelty		0	0	0	0
				Total Group A Offenses		110	46	28	3

(*) Offenses are counted using the FBI Units of Count for Crime
 (**) The 'Arrests' column shows arrests made during the selected period, regardless of incident date. Arrest counts may be higher than incident counts.
 (***) Negligent Manslaughter now includes the killing of another person associated with driving under the influence, distracted driving (using a cell or smartphone), and reckless driving fatalities.

Walsh County Sheriff's Office - 2020

2020 Population Estimate		6,331	Offenses (*)		Arrests (**)		
Group A Offenses			Reported	Cleared	Adult	Juvenile	
Offense Overview			Crimes Against Persons (***)				
Offense Total	292	Murder and Nonnegligent Manslaughter			0	0	
Number Cleared	94	Negligent Manslaughter			0	0	
Percent Cleared	32.19%	Aggravated Assault	3	3	3	0	
Group A Crimes per 100,000 population	4,612.2	Simple Assault	18	7	5	0	
		Intimidation	19	2	1	0	
		Stalking			0	0	
		Kidnapping/Abduction			0	0	
Arrest Overview							
Total Arrests	119	Rape	2		0	0	
Adult Arrests	105	Sodomy			0	0	
Juvenile Arrests	14	Sexual Assault With An Object			0	0	
Unknown Age	0	Fondling	2	1	0	0	
Arrests per 100,000 population	1,879.6	Incest			0	0	
		Statutory Rape	2		0	0	
		Commercial Sex Acts			0	0	
		Involuntary Servitude			0	0	
Average number offenses/incident	1.31	Crimes Against Property					
Domestic Incident Victims							
Offense	Reported	Cleared					
Murder and Nonnegligent Manslaughter	0	0	Arson	1	0	0	
Aggravated Assault	2	2	Bribery	0	0	0	
Simple Assault	9	4	Burglary/Breaking & Entering	11	2	4	
Intimidation	1	0	Counterfeiting/Forgery	5	2	2	
Stalking	0	0	Destruction/Damage/Vandalism of Property	29	0	0	
Rape	0	0	Embezzlement	1	0	0	
Sodomy	0	0	Extortion/Blackmail	0	0	0	
Sexual Assault With An Object	0	0	False Pretenses/Swindle/Confidence Game	1	0	0	
Fondling	0	0	Credit Card/Automated Teller Machine Fraud	3	0	0	
Incest	0	0	Impersonation	0	0	0	
Statutory Rape	0	0	Welfare Fraud	0	0	0	
Kidnapping/Abduction	0	0	Wire Fraud	0	0	0	
Total	12	6	Identity Theft	23	1	1	
			Hacking/Computer Invasion	0	0	0	
Group B Arrests			Robbery	1	0	0	
Offense	Adult	Juvenile	Pocket-picking	0	0	0	
Bad Checks	0	0	Purse-snatching	0	0	0	
Curfew/Loitering/Vagrancy Violations	0	0	Shoplifting	0	0	0	
Disorderly Conduct	1	0	Theft From Building	0	0	0	
Driving Under the Influence	21	0	Theft From Coin Operated Machine or Device	1	0	0	
Drunkness	0	0	Theft From Motor Vehicle	1	0	0	
Family Offenses (Nonviolent)	0	0	Theft of Motor Vehicle Parts/Accessories	2	0	0	
Liquor Law Violations	8	4	All Other Larceny	59	4	1	
Peeping Tom	0	0	Motor Vehicle Theft	16	0	0	
Runaway	0	0	Stolen Property Offenses	7	1	0	
Trespass of Real Property	0	0	Crimes Against Society				
All Other Offenses	18	2	Drug/Narcotic Violations	32	29	25	
Total Group B	48	6	Drug Equipment Violations	42	38	14	
			Betting/Wagering	0	0	0	
			Operating/Promoting/Assisting Gambling	0	0	0	
			Gambling Equipment Violations	0	0	0	
			Sports Tampering	0	0	0	
			Pornography/Obscene Material	0	0	0	
			Prostitution	0	0	0	
			Assisting or Promoting Prostitution	0	0	0	
			Purchasing Prostitution	0	0	0	
			Weapon Law Violations	11	4	1	
			Animal Cruelty	0	0	0	
			Total Group A Offenses	292	94	57	
						8	

(*) Offenses are counted using the FBI Units of Count for Crime
 (***) Negligent Manslaughter now includes the killing of another person associated with driving under the influence, distracted driving (using a cell or smartphone), and reckless driving fatalities.

Ward County Sheriff's Office - 2020

2020 Population Estimate		15,277	Offenses (*)		Arrests (**)	
Group A Offenses			Reported	Cleared	Adult	Juvenile
Offense Overview						
Offense Total	709	Crimes Against Persons (***)				
Number Cleared	425	Murder and Nonnegligent Manslaughter				
Percent Cleared	59.94%	Negligent Manslaughter				
Group A Crimes per 100,000 population	4,641.0	Aggravated Assault				
		Simple Assault				
		Intimidation				
		Stalking				
		Kidnapping/Abduction				
		Rape				
		Sodomy				
		Sexual Assault With An Object				
		Fondling				
		Incest				
		Statutory Rape				
		Commercial Sex Acts				
		Involuntary Servitude				
		Crimes Against Property				
		Arson				
		Bribery				
		Burglary/Breaking & Entering				
		Counterfeiting/Forgery				
		Destruction/Damage/Vandalism of Property				
		Embezzlement				
		Extortion/Blackmail				
		False Pretenses/Swindle/Confidence Game				
		Credit Card/Automated Teller Machine Fraud				
		Impersonation				
		Welfare Fraud				
		Wire Fraud				
		Identity Theft				
		Hacking/Computer Invasion				
		Robbery				
		Pocket-picking				
		Purse-snatching				
		Shoplifting				
		Theft From Building				
		Theft From Coin Operated Machine or Device				
		Theft From Motor Vehicle				
		Theft of Motor Vehicle Parts/Accessories				
		All Other Larceny				
		Motor Vehicle Theft				
		Stolen Property Offenses				
		Crimes Against Society				
		Drug/Narcotic Violations				
		Drug Equipment Violations				
		Betting/Wagering				
		Operating/Promoting/Assisting Gambling				
		Gambling Equipment Violations				
		Sports Tampering				
		Pornography/Obscene Material				
		Prostitution				
		Assisting or Promoting Prostitution				
		Purchasing Prostitution				
		Weapon Law Violations				
		Animal Cruelty				
		Total Group A Offenses				
			709	425	199	72

Domestic Incident Victims		
Offense	Reported	Cleared
Murder and Nonnegligent Manslaughter	0	0
Aggravated Assault	13	10
Simple Assault	36	31
Intimidation	4	4
Stalking	2	1
Rape	2	1
Sodomy	1	1
Sexual Assault With An Object	0	0
Fondling	8	4
Incest	0	0
Statutory Rape	0	0
Kidnapping/Abduction	4	4
Total	70	56

Group B Arrests		
Offense	Adult	Juvenile
Bad Checks	0	0
Curfew/Loitering/Vagrancy Violations	0	0
Disorderly Conduct	0	6
Driving Under the Influence	103	2
Drunkenness	0	0
Family Offenses (Nonviolent)	2	1
Liquor Law Violations	64	23
Peeping Tom	0	0
Runaway	0	0
Trespass of Real Property	3	0
All Other Offenses	98	4
Total Group B	270	36

(*) Offenses are counted using the FBI Units of Count for Crime
(**) The 'Arrests' column shows arrests made for incidents during the selected period, regardless of arrest date. Arrest counts for the same period may change over time.
(***) Negligent Manslaughter now includes the killing of another person associated with driving under the influence, distracted driving (using a cell or smartphone), and reckless driving fatalities.

Wells County Sheriff's Office - 2020

2020 Population Estimate		2,124		Offenses (*)		Arrests (**)	
				Reported	Cleared	Adult	Juvenile
Offense Overview				Group A Offenses			
				Crimes Against Persons (***)			
Offense Total		25		1		0	0
Number Cleared		11				0	0
Percent Cleared		44.00%		1	1	1	0
Group A Crimes per 100,000 population		1,177.0		2	1	1	0
				Intimidation	3	2	2
				Stalking		0	0
				Kidnapping/Abduction		0	0
				Rape		0	0
				Sodomy		0	0
				Sexual Assault With An Object		0	0
				Fondling		0	0
				Incest		0	0
				Statutory Rape		0	0
				Commercial Sex Acts		0	0
				Involuntary Servitude		0	0
Arrest Overview				Crimes Against Property			
Total Arrests		21		Arson	0	0	0
Adult Arrests		20		Bribery	0	0	0
Juvenile Arrests		1		Burglary/Breaking & Entering	0	0	0
Unknown Age		0		Counterfeiting/Forgery	0	0	0
Arrests per 100,000 population		988.7		Destruction/Damage/Vandalism of Property	1	0	0
				Embezzlement	0	0	0
				Extortion/Blackmail	0	0	0
				False Pretenses/Swindle/Confidence Game	2	1	1
				Credit Card/Automated Teller Machine Fraud	2	0	0
				Impersonation	0	0	0
				Welfare Fraud	0	0	0
				Wire Fraud	0	0	0
				Identity Theft	1	0	0
				Hacking/Computer Invasion	0	0	0
				Robbery	0	0	0
				Pocket-picking	0	0	0
				Purse-snatching	0	0	0
				Shoplifting	0	0	0
				Theft From Building	0	0	0
				Theft From Coin Operated Machine or Device	0	0	0
				Theft From Motor Vehicle	0	0	0
				Theft of Motor Vehicle Parts/Accessories	0	0	0
				All Other Larceny	3	0	0
				Motor Vehicle Theft	0	0	0
				Stolen Property Offenses	0	0	0
				Crimes Against Society			
				Drug/Narcotic Violations	4	2	2
				Drug Equipment Violations	5	4	3
				Betting/Wagering	0	0	0
				Operating/Promoting/Assisting Gambling	0	0	0
				Gambling Equipment Violations	0	0	0
				Sports Tampering	0	0	0
				Pornography/Obscene Material	0	0	0
				Prostitution	0	0	0
				Assisting or Promoting Prostitution	0	0	0
				Purchasing Prostitution	0	0	0
				Weapon Law Violations	0	0	0
				Animal Cruelty	0	0	0
				Total Group A Offenses	25	11	10
Domestic Incident Victims							
Offense	Reported	Cleared					
Murder and Nonnegligent Manslaughter	0	0					
Aggravated Assault	1	1					
Simple Assault	2	1					
Intimidation	0	0					
Stalking	0	0					
Rape	0	0					
Sodomy	0	0					
Sexual Assault With An Object	0	0					
Fondling	0	0					
Incest	0	0					
Statutory Rape	0	0					
Kidnapping/Abduction	0	0					
Total	3	2					
Group B Arrests							
Offense	Adult	Juvenile					
Bad Checks	0	0					
Curfew/Loitering/Vagrancy Violations	0	0					
Disorderly Conduct	1	0					
Driving Under the Influence	5	0					
Drunkenness	0	0					
Family Offenses (Nonviolent)	3	0					
Liquor Law Violations	0	0					
Peeping Tom	0	0					
Runaway	0	0					
Trespass of Real Property	0	0					
All Other Offenses	1	0					
Total Group B	10	0					

(*) Offenses are counted using the FBI Units of Count for Crime
 (**) The 'Arrests' column shows arrests made for incidents during the selected period, regardless of arrest date. Arrest counts for the same period may change over time.
 (***) Negligent Manslaughter now includes the killing of another person associated with driving under the influence, distracted driving (using a cell or smartphone), and reckless driving fatalities.

Williams County Sheriff's Office - 2020

2020 Population Estimate		6,045	Offenses (*)		Arrests (**)	
			Reported	Cleared	Adult	Juvenile
Offense Overview			Group A Offenses			
Offense Total			Crimes Against Persons (***)			
Number Cleared	195					
Percent Cleared	42.12%					
Group A Crimes per 100,000 population	7,659.2					
Arrest Overview			Crimes Against Property			
Total Arrests	282					
Adult Arrests	247					
Juvenile Arrests	35					
Unknown Age	0					
Arrests per 100,000 population	4,698.1					
Average number offenses/incident	1.27					
Domestic Incident Victims			Crimes Against Society			
Offense	Reported	Cleared				
Murder and Nonnegligent Manslaughter	0	0				
Aggravated Assault	1	1				
Simple Assault	20	18				
Intimidation	1	1				
Stalking	0	0				
Rape	0	0				
Sodomy	0	0				
Sexual Assault With An Object	0	0				
Fondling	0	0				
Incest	0	0				
Statutory Rape	0	0				
Kidnapping/Abduction	0	0				
Total	22	20				
Group B Arrests			Crimes Against Society			
Offense	Adult	Juvenile				
Bad Checks	0	0				
Curfew/Loitering/Vagrancy Violations	0	0				
Disorderly Conduct	0	7				
Driving Under the Influence	65	0				
Drunkenness	2	0				
Family Offenses (Nonviolent)	0	0				
Liquor Law Violations	31	9				
Peeping Tom	0	0				
Runaway	0	0				
Trespass of Real Property	0	0				
All Other Offenses	23	1				
Total Group B	119	17				
(*) Offenses are counted using the FBI Units of Count for Crime						
(**) The 'Arrests' column shows arrests made for incidents during the selected period, regardless of arrest date. Arrest counts for the same period may change over time.						
(***) Negligent Manslaughter now includes the killing of another person associated with driving under the influence, distracted driving (using a cell or smartphone), and reckless driving fatalities.						
			Total Group A Offenses	463	195	128
					18	

REPORTING POLICE DEPARTMENTS

Belfield Police Department – 2020

2020 Population Estimate	1,039	Offenses (*)		Arrests (**)		
		Reported	Cleared	Adult	Juvenile	
Offense Overview		Group A Offenses				
		Crimes Against Persons (***)				
Offense Total	58	Murder and Nonnegligent Manslaughter		0	0	
Number Cleared	14	Negligent Manslaughter		0	0	
Percent Cleared	24.14%	Aggravated Assault		2	0	
Group A Crimes per 100,000 population	5,582.3	Simple Assault		6	4	
		Intimidation		1	1	
		Stalking		0	0	
		Kidnapping/Abduction		0	0	
		Rape		0	0	
		Sodomy		0	0	
		Sexual Assault with An Object		0	0	
		Fondling		2	0	
		Incest		0	0	
		Statutory Rape		1	0	
		Commercial Sex Acts		0	0	
		Involuntary Servitude		0	0	
		Crimes Against Property				
		Arson		0	0	
		Bribery		0	0	
		Burglary/Breaking & Entering		4	1	
		Counterfeiting/Forgery		3	0	
		Destruction/Damage/Vandalism of Property		7	0	
		Embezzlement		0	0	
		Extortion/Blackmail		0	0	
		False Pretenses/Swindle/Confidence Game		2	0	
		Credit Card/Automated Teller Machine Fraud		0	0	
		Impersonation		0	0	
		Welfare Fraud		0	0	
		Wire Fraud		0	0	
		Identity Theft		0	0	
		Hacking/Computer Invasion		1	0	
		Robbery		0	0	
		Pocket-picking		0	0	
		Purse-snatching		0	0	
		Shoplifting		0	0	
		Theft from Building		0	0	
		Theft from Coin Operated Machine or Device		0	0	
		Theft from Motor Vehicle		1	0	
		Theft of Motor Vehicle Parts/Accessories		0	0	
		All Other Larceny		13	1	
		Motor Vehicle Theft		0	0	
		Stolen Property Offenses		0	0	
		Crimes Against Society				
		Drug/Narcotic Violations		6	3	
		Drug Equipment Violations		8	3	
		Betting/Wagering		0	0	
		Operating/Promoting/Assisting Gambling		0	0	
		Gambling Equipment Violations		0	0	
		Sports Tampering		0	0	
		Pornography/Obscene Material		0	0	
		Prostitution		0	0	
		Assisting or Promoting Prostitution		0	0	
		Purchasing Prostitution		0	0	
		Weapon Law Violations		1	1	
		Animal Cruelty		0	0	
		Total Group A Offenses		58	14	
		Total Group B		4	0	
		Domestic Incident Victims				
		Reported	Cleared			
Offense						
Murder and Nonnegligent Manslaughter		0	0			
Aggravated Assault		0	0			
Simple Assault		4	3			
Intimidation		0	0			
Stalking		0	0			
Rape		0	0			
Sodomy		0	0			
Sexual Assault with An Object		0	0			
Fondling		0	0			
Incest		0	0			
Statutory Rape		0	0			
Kidnapping/Abduction		0	0			
Total		4	3			
		Group B Arrests				
		Adult	Juvenile			
Offense						
Bad Checks		0	0			
Curfew/Loitering/Vagrancy Violations		0	0			
Disorderly Conduct		1	0			
Driving Under the Influence		1	0			
Drunkenness		0	0			
Family Offenses (Nonviolent)		0	0			
Liquor Law Violations		0	0			
Peeping Tom		0	0			
Runaway		0	0			
Trespass of Real Property		0	0			
All Other Offenses		2	0			

(*) Offenses are counted using the FBI Units of Count for Crime
 (**) The 'Arrests' column shows arrests made for incidents during the selected period, regardless of arrest date. Arrest counts for the same period may change over time.
 (***) Negligent Manslaughter now includes the killing of another person associated with driving under the influence, distracted driving (using a cell or smartphone), and reckless driving fatalities.

Berthold Police Department – 2020

2020 Population Estimate		483	Offenses (*)		Arrests (**)	
			Reported	Cleared	Adult	Juvenile
Offense Overview			Group A Offenses			
			Crimes Against Persons (***)			
Offense Total	77				0	0
Number Cleared	76				0	0
Percent Cleared	98.70%					
Group A Crimes per 100,000 population	15,942.0					
Arrest Overview						
Total Arrests	51				0	0
Adult Arrests	51				0	0
Juvenile Arrests	0				0	0
Unknown Age	0				0	0
Arrests per 100,000 population	10,559.0				0	0
Average number offenses/incident	1.60				0	0
Domestic Incident Victims			Crimes Against Property			
Offense	Reported	Cleared	Arson	0	0	0
Murder and Nonnegligent Manslaughter	0	0	Bribery	0	0	0
Aggravated Assault	0	0	Burglary/Breaking & Entering	0	0	0
Simple Assault	2	2	Counterfeiting/Forgery	0	0	0
Intimidation	0	0	Destruction/Damage/Vandalism of Property	1	1	1
Stalking	1	0	Embezzlement	0	0	0
Rape	0	0	Extortion/Blackmail	0	0	0
Sodomy	0	0	False Pretenses/Swindle/Confidence Game	1	1	2
Sexual Assault with An Object	0	0	Credit Card/Automated Teller Machine Fraud	0	0	0
Fondling	0	0	Impersonation	2	2	3
Incest	0	0	Welfare Fraud	0	0	0
Statutory Rape	0	0	Wire Fraud	0	0	0
Kidnapping/Abduction	0	0	Identity Theft	2	2	0
Total	3	2	Hacking/Computer Invasion	0	0	0
Group B Arrests			Robbery	0	0	0
Offense	Adult	Juvenile	Pocket-picking	0	0	0
Bad Checks	0	0	Purse-snatching	0	0	0
Curfew/Loitering/Vagrancy Violations	0	0	Shoplifting	0	0	0
Disorderly Conduct	2	0	Theft from Building	2	2	1
Driving Under the Influence	0	0	Theft from Coin Operated Machine or Device	0	0	0
Drunkenness	0	0	Theft from Motor Vehicle	0	0	0
Family Offenses (Nonviolent)	0	0	Theft of Motor Vehicle Parts/Accessories	0	0	0
Liquor Law Violations	1	0	All Other Larceny	3	3	3
Peeping Tom	0	0	Motor Vehicle Theft	0	0	0
Runaway	0	0	Stolen Property Offenses	0	0	0
Trespass of Real Property	0	0	Crimes Against Society			
All Other Offenses	0	0	Drug/Narcotic Violations	25	25	23
Total Group B	3	0	Drug Equipment Violations	29	29	8
			Betting/Wagering	0	0	0
			Operating/Promoting/Assisting Gambling	0	0	0
			Gambling Equipment Violations	0	0	0
			Sports Tampering	0	0	0
			Pornography/Obscene Material	0	0	0
			Prostitution	0	0	0
			Assisting or Promoting Prostitution	0	0	0
			Purchasing Prostitution	0	0	0
			Weapon Law Violations	5	5	2
			Animal Cruelty	1	1	1
			Total Group A Offenses	77	76	48

(*) Offenses are counted using the FBI Units of Count for Crime
 (***) The 'Arrests' column shows arrests made for incidents during the selected period, regardless of arrest date. Arrest counts for the same period may change over time.
 (***) Negligent Manslaughter now includes the killing of another person associated with driving under the influence, distracted driving (using a cell or smartphone), and reckless driving fatalities.

Bismarck Police Department – 2020

2020 Population Estimate	74,997	Offenses (*)		Arrests (**)	
		Reported	Cleared	Adult	Juvenile
Offense Overview		Group A Offenses			
Offense Total	7,519	Crimes Against Persons (***)			
Number Cleared	2,949	Murder and Nonnegligent Manslaughter			
Percent Cleared	39.22%	Negligent Manslaughter			
Group A Crimes per 100,000 population	10,025.7	Aggravated Assault		81	53
		Simple Assault		646	347
		Intimidation		51	32
		Stalking		19	0
		Rape		14	6
		Sodomy		1	1
		Sexual Assault with An Object		0	0
		Fondling		21	6
		Incest		1	0
		Statutory Rape		4	2
		Kidnapping/Abduction		12	9
		Total		850	456
Arrest Overview		Crimes Against Property			
Total Arrests	3,651	Arson			
Adult Arrests	3,084	Bribery			
Juvenile Arrests	567	Burglary/Breaking & Entering			
Unknown Age	0	Counterfeiting/Forgery			
Arrests per 100,000 population	4,868.2	Destruction/Damage/Vandalism of Property			
		Embezzlement			
		Extortion/Blackmail			
		False Pretenses/Swindle/Confidence Game			
		Credit Card/Automated Teller Machine Fraud			
		Impersonation			
		Welfare Fraud			
		Wire Fraud			
		Identity Theft			
		Hacking/Computer Invasion			
		Robbery			
		Pocket-picking			
		Purse-snatching			
		Shoplifting			
		Theft from Building			
		Theft from Coin Operated Machine or Device			
		Theft from Motor Vehicle			
		Theft of Motor Vehicle Parts/Accessories			
		All Other Larceny			
		Motor Vehicle Theft			
		Stolen Property Offenses			
		Crimes Against Society			
		Drug/Narcotic Violations			
		Drug Equipment Violations			
		Betting/Wagering			
		Operating/Promoting/Assisting Gambling			
		Gambling Equipment Violations			
		Sports Tampering			
		Pornography/Obscene Material			
		Prostitution			
		Assisting or Promoting Prostitution			
		Purchasing Prostitution			
		Weapon Law Violations			
		Animal Cruelty			
		Total Group A Offenses		7,519	2,949
				1,798	297
Domestic Incident Victims		Reported	Cleared		
Murder and Nonnegligent Manslaughter		0	0		
Aggravated Assault		81	53		
Simple Assault		646	347		
Intimidation		51	32		
Stalking		19	0		
Rape		14	6		
Sodomy		1	1		
Sexual Assault with An Object		0	0		
Fondling		21	6		
Incest		1	0		
Statutory Rape		4	2		
Kidnapping/Abduction		12	9		
Total		850	456		
Group B Arrests		Adult	Juvenile		
Bad Checks		0	0		
Curfew/Loitering/Vagrancy Violations		4	43		
Disorderly Conduct		119	73		
Driving Under the Influence		295	5		
Drunkenness		0	0		
Family Offenses (Nonviolent)		19	1		
Liquor Law Violations		228	33		
Peeping Tom		0	0		
Runaway		0	0		
Trespass of Real Property		221	4		
All Other Offenses		399	101		
Total Group B		1,285	260		

(*) Offenses are counted using the FBI Units of Count for Crime
 (**) The 'Arrests' column shows arrests made for incidents during the selected period, regardless of arrest date. Arrest counts for the same period may change over time.
 (***) Negligent Manslaughter now includes the killing of another person associated with driving under the influence, distracted driving (using a cell or smartphone), and reckless driving fatalities.

Bismarck State College – 2020

2020 Population Estimate		N/A	Offenses (**)		Arrests (**)	
			Reported	Cleared	Adult	Juvenile
Offense Overview			Group A Offenses			
Offense Total	0		Crimes Against Persons (***)			
Number Cleared	0		Murder and Nonnegligent Manslaughter		0	0
Percent Cleared	0.00%		Negligent Manslaughter		0	0
Group A Crimes per 100,000 population	N/A		Aggravated Assault		0	0
			Simple Assault		0	0
			Intimidation		0	0
			Stalking		0	0
			Kidnapping/Abduction		0	0
Arrest Overview			Rape		0	0
Total Arrests	0		Sodomy		0	0
Adult Arrests	0		Sexual Assault With An Object		0	0
Juvenile Arrests	0		Fondling		0	0
Unknown Age	0		Incest		0	0
Arrests per 100,000 population	N/A		Statutory Rape		0	0
			Commercial Sex Acts		0	0
Average number offenses/incident	0.00		Involuntary Servitude		0	0
Domestic Incident Victims			Crimes Against Property			
Offense	Reported	Cleared	Arson		0	0
Murder and Nonnegligent Manslaughter	0	0	Bribery		0	0
Aggravated Assault	0	0	Burglary/Breaking & Entering		0	0
Simple Assault	0	0	Counterfeiting/Forgery		0	0
Intimidation	0	0	Destruction/Damage/Vandalism of Property		0	0
Stalking	0	0	Embezzlement		0	0
Rape	0	0	Extortion/Blackmail		0	0
Sodomy	0	0	False Pretenses/Swindle/Confidence Game		0	0
Sexual Assault With An Object	0	0	Credit Card/Automated Teller Machine Fraud		0	0
Fondling	0	0	Impersonation		0	0
Incest	0	0	Welfare Fraud		0	0
Statutory Rape	0	0	Wire Fraud		0	0
Kidnapping/Abduction	0	0	Identity Theft		0	0
Total	0	0	Hacking/Computer Invasion		0	0
			Robbery		0	0
			Pocket-picking		0	0
			Purse-snatching		0	0
			Shoplifting		0	0
			Theft From Building		0	0
			Theft From Coin Operated Machine or Device		0	0
			Theft From Motor Vehicle		0	0
			Theft of Motor Vehicle Parts/Accessories		0	0
			All Other Larceny		0	0
			Motor Vehicle Theft		0	0
			Stolen Property Offenses		0	0
			Crimes Against Society			
			Drug/Narcotic Violations		0	0
			Drug Equipment Violations		0	0
			Betting/Wagering		0	0
			Operating/Promoting/Assisting Gambling		0	0
			Gambling Equipment Violations		0	0
			Sports Tampering		0	0
			Pornography/Obscene Material		0	0
			Prostitution		0	0
			Assisting or Promoting Prostitution		0	0
			Purchasing Prostitution		0	0
			Weapon Law Violations		0	0
			Animal Cruelty		0	0
			Total Group A Offenses		0	0
Group B Arrests						
Offense	Adult	Juvenile				
Bad Checks	0	0				
Curfew/Loitering/Vagrancy Violations	0	0				
Disorderly Conduct	0	0				
Driving Under the Influence	0	0				
Drunkenness	0	0				
Family Offenses (Nonviolent)	0	0				
Liquor Law Violations	0	0				
Peeping Tom	0	0				
Runaway	0	0				
Trespass of Real Property	0	0				
All Other Offenses	0	0				
Total Group B	0	0				

(*) Offenses are counted using the FBI Units of Count for Crime
(**) The 'Arrests' column shows arrests made during the selected period, regardless of incident date. Arrest counts may be higher than incident counts.
(***) Negligent Manslaughter now includes the killing of another person associated with driving under the influence, distracted driving (using a cell or smartphone), and reckless driving fatalities.

Bowman Police Department – 2020

2020 Population Estimate		1,594		Offenses (*)		Arrests (**)	
				Reported	Cleared	Adult	Juvenile
Offense Overview				Group A Offenses			
Offense Total				Crimes Against Persons (***)			
Offense Total	52	Murder and Nonnegligent Manslaughter				0	0
Number Cleared	24	Negligent Manslaughter				0	0
Percent Cleared	46.15%	Aggravated Assault				0	0
Group A Crimes per 100,000 population	3,262.2	Simple Assault		9	6	5	0
Arrest Overview				Intimidation			
Total Arrests	39	Stalking		1		0	0
Adult Arrests	39	Kidnapping/Abduction				0	0
Juvenile Arrests	0	Rape				0	0
Unknown Age	0	Sodomy				0	0
Arrests per 100,000 population	2,446.7	Sexual Assault with An Object				0	0
				Fondling			
				Incest			
				Statutory Rape			
				Commercial Sex Acts			
				Involuntary Servitude			
				Crimes Against Property			
Average number offenses/incident				Arson			
1.18				Bribery			
Domestic Incident Victims				Burglary/Breaking & Entering			
Offense	Reported	Cleared					
Murder and Nonnegligent Manslaughter	0	0	Counterfeiting/Forgery				
Aggravated Assault	0	0	Destruction/Damage/Vandalism of Property				
Simple Assault	8	6	Embezzlement				
Intimidation	0	0	Extortion/Blackmail				
Stalking	0	0	False Pretenses/Swindle/Confidence Game				
Rape	0	0	Credit Card/Automated Teller Machine Fraud				
Sodomy	0	0	Impersonation				
Sexual Assault with An Object	0	0	Welfare Fraud				
Fondling	0	0	Wire Fraud				
Incest	0	0	Identity Theft				
Statutory Rape	0	0	Hacking/Computer Invasion				
Kidnapping/Abduction	0	0	Robbery				
Total	8	6	Pocket-picking				
			Purse-snatching				
			Shoplifting				
			Theft from Building				
			Theft from Coin Operated Machine or Device				
			Theft from Motor Vehicle				
			Theft of Motor Vehicle Parts/Accessories				
			All Other Larceny				
			Motor Vehicle Theft				
			Stolen Property Offenses				
			Crimes Against Society				
			Drug/Narcotic Violations				
			Drug Equipment Violations				
			Betting/Wagering				
			Operating/Promoting/Assisting Gambling				
			Gambling Equipment Violations				
			Sports Tampering				
			Pornography/Obscene Material				
			Prostitution				
			Assisting or Promoting Prostitution				
			Purchasing Prostitution				
			Weapon Law Violations				
			Animal Cruelty				
			Total Group A Offenses				
			52				
			24				
			18				
			0				

(*) Offenses are counted using the FBI Units of Count for Crime
 (**) The 'Arrests' column shows arrests made for incidents during the selected period, regardless of arrest date. Arrest counts for the same period may change over time.
 (***) Negligent Manslaughter now includes the killing of another person associated with driving under the influence, distracted driving (using a cell or smartphone), and reckless driving fatalities.

Burlington Police Department – 2020

2020 Population Estimate	1,218	Offenses (*)		Arrests (**)			
		Reported	Cleared	Adult	Juvenile		
Offense Overview		Group A Offenses					
Offense Total		Crimes Against Persons (***)					
Number Cleared	7	Murder and Nonnegligent Manslaughter					
Percent Cleared	41.18%	Negligent Manslaughter					
Group A Crimes per 100,000 population	1,395.7	Aggravated Assault					
		Simple Assault					
		Intimidation					
		Stalking					
		Kidnapping/Abduction					
		Rape					
		Sodomy					
		Sexual Assault with An Object					
		Fondling					
		Incest					
		Statutory Rape					
		Commercial Sex Acts					
		Involuntary Servitude					
Arrest Overview		Crimes Against Property					
Total Arrests	11	Arson					
Adult Arrests	10	Bribery					
Juvenile Arrests	1	Burglary/Breaking & Entering					
Unknown Age	0	Counterfeiting/Forgery					
Arrests per 100,000 population	903.1	Destruction/Damage/Vandalism of Property					
Average number offenses/incident	1.21	Embezzlement					
		Extortion/Blackmail					
		False Pretenses/Swindle/Confidence Game					
		Credit Card/Automated Teller Machine Fraud					
		Impersonation					
		Welfare Fraud					
		Wire Fraud					
		Identity Theft					
		Hacking/Computer Invasion					
		Robbery					
		Pocket-picking					
		Purse-snatching					
		Shoplifting					
		Theft from Building					
		Theft from Coin Operated Machine or Device					
		Theft from Motor Vehicle					
		Theft of Motor Vehicle Parts/Accessories					
		All Other Larceny					
		Motor Vehicle Theft					
		Stolen Property Offenses					
		Crimes Against Society					
		Drug/Narcotic Violations					
		Drug Equipment Violations					
		Betting/Wagering					
		Operating/Promoting/Assisting Gambling					
		Gambling Equipment Violations					
		Sports Tampering					
		Pornography/Obscene Material					
		Prostitution					
		Assisting or Promoting Prostitution					
		Purchasing Prostitution					
		Weapon Law Violations					
		Animal Cruelty					
		Total Group A Offenses		17	7	4	1
Domestic Incident Victims							
Offense	Reported	Cleared					
Murder and Nonnegligent Manslaughter	0	0					
Aggravated Assault	0	0					
Simple Assault	2	2					
Intimidation	0	0					
Stalking	0	0					
Rape	0	0					
Sodomy	0	0					
Sexual Assault with An Object	0	0					
Fondling	0	0					
Incest	0	0					
Statutory Rape	0	0					
Kidnapping/Abduction	0	0					
Total	2	2					
Group B Arrests							
Offense	Adult	Juvenile					
Bad Checks	0	0					
Curfew/Loitering/Vagrancy Violations	0	0					
Disorderly Conduct	0	0					
Driving Under the Influence	4	0					
Drunkenness	0	0					
Family Offenses (Nonviolent)	0	0					
Liquor Law Violations	0	0					
Peeping Tom	0	0					
Runaway	0	0					
Trespass of Real Property	1	0					
All Other Offenses	1	0					
Total Group B	6	0					

(*) Offenses are counted using the FBI Units of Count for Crime
 (**) The 'Arrests' column shows arrests made for incidents during the selected period, regardless of arrest date. Arrest counts for the same period may change over time.
 (***) Negligent Manslaughter now includes the killing of another person associated with driving under the influence, distracted driving (using a cell or smartphone), and reckless driving fatalities.

Carrington Police Department – 2020

2020 Population Estimate	1,971	Offenses (*)		Arrests (**)	
		Reported	Cleared	Adult	Juvenile
Offense Overview		Group A Offenses			
Offense Total	76	Crimes Against Persons (***)			
Number Cleared	37	Murder and Nonnegligent Manslaughter			
Percent Cleared	48.68%	Negligent Manslaughter			
Group A Crimes per 100,000 population	3,855.9	Aggravated Assault			
		Simple Assault			
		Intimidation			
		Stalking			
		Kidnapping/Abduction			
		Rape			
		Sodomy			
		Sexual Assault with An Object			
		Fondling			
		Incest			
		Statutory Rape			
		Commercial Sex Acts			
		Involuntary Servitude			
		Crimes Against Property			
		Arson			
		Bribery			
		Burglary/Breaking & Entering			
		Counterfeiting/Forgery			
		Destruction/Damage/Vandalism of Property			
		Embezzlement			
		Extortion/Blackmail			
		False Pretenses/Swindle/Confidence Game			
		Credit Card/Automated Teller Machine Fraud			
		Impersonation			
		Welfare Fraud			
		Wire Fraud			
		Identity Theft			
		Hacking/Computer Invasion			
		Robbery			
		Pocket-picking			
		Purse-snatching			
		Shoplifting			
		Theft from Building			
		Theft from Coin Operated Machine or Device			
		Theft from Motor Vehicle			
		Theft of Motor Vehicle Parts/Accessories			
		All Other Larceny			
		Motor Vehicle Theft			
		Stolen Property Offenses			
		Crimes Against Society			
		Drug/Narcotic Violations			
		Drug Equipment Violations			
		Betting/Wagering			
		Operating/Promoting/Assisting Gambling			
		Gambling Equipment Violations			
		Sports Tampering			
		Pornography/Obscene Material			
		Prostitution			
		Assisting or Promoting Prostitution			
		Purchasing Prostitution			
		Weapon Law Violations			
		Animal Cruelty			
		Total Group A Offenses			
		Group B Arrests			
		Offense			
		Adult		Juvenile	
Bad Checks	0	0		0	
Curfew/Loitering/Vagrancy Violations	0	0		0	
Disorderly Conduct	1	0		0	
Driving Under the Influence	17	0		0	
Drunkenness	0	0		0	
Family Offenses (Nonviolent)	0	0		0	
Liquor Law Violations	0	3		0	
Peeping Tom	0	0		0	
Runaway	0	0		0	
Trespass of Real Property	0	0		0	
All Other Offenses	3	0		0	
Total Group B	21	3		0	
(*) Offenses are counted using the FBI Units of Count for Crime		Assisting or Promoting Prostitution			
(**) The 'Arrests' column shows arrests made for incidents during the selected period, regardless of arrest date. Arrest counts for the same period may change over time.		Purchasing Prostitution			
(***) Negligent Manslaughter now includes the killing of another person associated with driving under the influence, distracted driving (using a cell or smartphone), and reckless driving fatalities.		Weapon Law Violations			
		Animal Cruelty			
		Total Group A Offenses			
		76			
		37			
		27			
		1			

Cavalier Police Department – 2020

2020 Population Estimate		1,226		Offenses (**)		Arrests (**)	
				Reported	Cleared	Adult	Juvenile
Offense Overview				Group A Offenses			
Offense Total	35			Crimes Against Persons (***)			
Number Cleared	17			Murder and Nonnegligent Manslaughter			
Percent Cleared	48.57%			Negligent Manslaughter			
Group A Crimes per 100,000 population	2,854.8			Aggravated Assault			
				Simple Assault			
				Intimidation			
				Stalking			
				Kidnapping/Abduction			
Arrest Overview				Rape			
Total Arrests	16			Sodomy			
Adult Arrests	12			Sexual Assault With An Object			
Juvenile Arrests	4			Fondling			
Unknown Age	0			Incest			
Arrests per 100,000 population	1,305.1			Statutory Rape			
				Commercial Sex Acts			
				Involuntary Servitude			
Average number offenses/incident				Crimes Against Property			
1.59				Arson			
Domestic Incident Victims				Bribery			
Offense	Reported	Cleared		Burglary/Breaking & Entering			
Murder and Nonnegligent Manslaughter	0	0		Counterfeiting/Forgery			
Aggravated Assault	0	0		Destruction/Damage/Vandalism of Property			
Simple Assault	3	3		Embezzlement			
Intimidation	0	0		Extortion/Blackmail			
Stalking	0	0		False Pretenses/Swindle/Confidence Game			
Rape	0	0		Credit Card/Automated Teller Machine Fraud			
Sodomy	0	0		Impersonation			
Sexual Assault With An Object	0	0		Welfare Fraud			
Fondling	0	0		Wire Fraud			
Incest	0	0		Identity Theft			
Statutory Rape	0	0		Hacking/Computer Invasion			
Kidnapping/Abduction	0	0		Robbery			
Total	3	3		Pocket-picking			
Group B Arrests				Purse-snatching			
Offense	Adult	Juvenile		Shoplifting			
Bad Checks	0	0		Theft From Building			
Curfew/Loitering/Vagrancy Violations	0	0		Theft From Coin Operated Machine or Device			
Disorderly Conduct	1	0		Theft From Motor Vehicle			
Driving Under the Influence	2	0		Theft of Motor Vehicle Parts/Accessories			
Drunkenness	0	0		All Other Larceny			
Family Offenses (Nonviolent)	0	0		Motor Vehicle Theft			
Liquor Law Violations	2	2		Stolen Property Offenses			
Peeping Tom	0	0		Crimes Against Society			
Runaway	0	0		Drug/Narcotic Violations			
Trespass of Real Property	0	0		Drug Equipment Violations			
All Other Offenses	0	0		Betting/Wagering			
Total Group B	5	2		Operating/Promoting/Assisting Gambling			
				Gambling Equipment Violations			
				Sports Tampering			
				Pornography/Obscene Material			
				Prostitution			
				Assisting or Promoting Prostitution			
				Purchasing Prostitution			
				Weapon Law Violations			
				Animal Cruelty			
				Total Group A Offenses			
				35			
				17			
				7			
				2			

(*) Offenses are counted using the FBI Units of Count for Crime
(**) The 'Arrests' column shows arrests made during the selected period, regardless of incident date. Arrest counts may be higher than incident counts.
(***) Negligent Manslaughter now includes the killing of another person associated with driving under the influence, distracted driving (using a cell or smartphone), and reckless driving fatalities.

Devils Lake Police Department – 2020

2020 Population Estimate		7,339		Offenses (*)		Arrests (**)	
				Reported	Cleared	Adult	Juvenile
Offense Overview				Group A Offenses			
Offense Total	775	Crimes Against Persons (***)					
Number Cleared	403	Murder and Nonnegligent Manslaughter					
Percent Cleared	52.00%	Negligent Manslaughter					
Group A Crimes per 100,000 population	10,560.0	Aggravated Assault					
				17	12	11	0
				Simple Assault			
				123	87	61	8
				Intimidation			
				15	15	6	2
				Stalking			
				4	1	0	1
				Kidnapping/Abduction			
				1	1	0	0
				Rape			
				6		0	0
				Sodomy			
				2		0	0
				Sexual Assault With An Object			
						0	0
				Fondling			
				14	1	1	0
				Incest			
						0	0
				Statutory Rape			
				2	1	1	0
				Commercial Sex Acts			
						0	0
				Involuntary Servitude			
						0	0
				Crimes Against Property			
				Arson			
				2	2	2	0
				Bribery			
				0	0	0	0
				Burglary/Breaking & Entering			
				24	8	8	0
				Counterfeiting/Forgery			
				15	5	6	0
				Destruction/Damage/Vandalism of Property			
				110	30	14	3
				Embezzlement			
				6	4	4	0
				Extortion/Blackmail			
				2	0	0	0
				False Pretenses/Swindle/Confidence Game			
				37	30	22	7
				Credit Card/Automated Teller Machine Fraud			
				11	4	2	0
				Impersonation			
				0	0	0	0
				Welfare Fraud			
				0	0	0	0
				Wire Fraud			
				1	0	0	0
				Identity Theft			
				11	2	2	0
				Hacking/Computer Invasion			
				2	1	0	0
				Robbery			
				2	2	1	0
				Pocket-picking			
				0	0	0	0
				Purse-snatching			
				0	0	0	0
				Shoplifting			
				28	21	23	6
				Theft From Building			
				23	9	6	1
				Theft From Coin Operated Machine or Device			
				2	0	0	0
				Theft From Motor Vehicle			
				23	6	1	4
				Theft of Motor Vehicle Parts/Accessories			
				12	1	2	0
				All Other Larceny			
				119	30	22	4
				Motor Vehicle Theft			
				37	20	15	4
				Stolen Property Offenses			
				8	7	8	2
				Crimes Against Society			
				Drug/Narcotic Violations			
				53	48	32	3
				Drug Equipment Violations			
				58	53	34	4
				Betting/Wagering			
				0	0	0	0
				Operating/Promoting/Assisting Gambling			
				0	0	0	0
				Gambling Equipment Violations			
				0	0	0	0
				Sports Tampering			
				0	0	0	0
				Pornography/Obscene Material			
				3	0	0	0
				Prostitution			
				0	0	0	0
				Assisting or Promoting Prostitution			
				0	0	0	0
				Purchasing Prostitution			
				0	0	0	0
				Weapon Law Violations			
				2	2	1	0
				Animal Cruelty			
				0	0	0	0
				Total Group A Offenses			
				775	403	285	49

Domestic Incident Victims			
Offense	Reported	Cleared	
Murder and Nonnegligent Manslaughter	0	0	
Aggravated Assault	3	3	
Simple Assault	81	53	
Intimidation	4	4	
Stalking	2	0	
Rape	1	0	
Sodomy	1	0	
Sexual Assault With An Object	0	0	
Fondling	0	0	
Incest	0	0	
Statutory Rape	1	0	
Kidnapping/Abduction	1	1	
Total	94	61	

Group B Arrests			
Offense	Adult	Juvenile	
Bad Checks	0	0	
Curfew/Loitering/Vagrancy Violations	0	0	
Disorderly Conduct	42	22	
Driving Under the Influence	65	0	
Drunkenness	0	0	
Family Offenses (Nonviolent)	4	33	
Liquor Law Violations	55	27	
Peeping Tom	0	0	
Runaway	0	0	
Trespass of Real Property	13	0	
All Other Offenses	41	14	
Total Group B	220	96	

(*) Offenses are counted using the FBI Units of Count for Crime
(**) The 'Arrests' column shows arrests made for incidents during the selected period, regardless of arrest date. Arrest counts for the same period may change over time.
(***) Negligent Manslaughter now includes the killing of another person associated with driving under the influence, distracted driving (using a cell or smartphone), and reckless driving fatalities.

Dickinson Police Department – 2020

2020 Population Estimate		23,801	Offenses (*)		Arrests (**)		
			Reported	Cleared	Adult	Juvenile	
Offense Overview			Group A Offenses				
			Crimes Against Persons (***)				
Offense Total	1,645		Murder and Nonnegligent Manslaughter	1	1	1	0
Number Cleared	836		Negligent Manslaughter			0	0
Percent Cleared	50.82%		Aggravated Assault	33	24	18	0
Group A Crimes per 100,000 population	6,911.5		Simple Assault	217	174	112	17
			Intimidation	37	30	18	5
			Stalking	7	3	2	0
			Kidnapping/Abduction	1	1	1	0
			Rape	4	1	0	0
			Sodomy			0	0
			Sexual Assault With An Object			0	0
			Fondling	20	11	1	1
			Incest			0	0
			Statutory Rape	4	2	0	0
			Commercial Sex Acts			0	0
			Involuntary Servitude			0	0
Arrest Overview			Crimes Against Property				
Total Arrests	1,479		Arson	1	1	1	0
Adult Arrests	1,214		Bribery	0	0	0	0
Juvenile Arrests	265		Burglary/Breaking & Entering	53	19	6	0
Unknown Age	0		Counterfeiting/Forgery	31	6	3	5
Arrests per 100,000 population	6,214.0		Destruction/Damage/Vandalism of Property	208	60	23	5
			Embezzlement	7	3	1	1
			Extortion/Blackmail	0	0	0	0
			False Pretenses/Swindle/Confidence Game	67	12	8	0
			Credit Card/Automated Teller Machine Fraud	6	1	0	0
			Impersonation	0	0	0	0
			Welfare Fraud	0	0	0	0
			Wire Fraud	0	0	0	0
			Identity Theft	108	9	5	0
			Hacking/Computer Invasion	0	0	0	0
			Robbery	1	1	0	0
			Pocket-picking	0	0	0	0
			Purse-snatching	0	0	0	0
			Shoplifting	47	33	33	3
			Theft From Building	87	17	12	0
			Theft From Coin Operated Machine or Device	0	0	0	0
			Theft From Motor Vehicle	48	7	3	1
			Theft of Motor Vehicle Parts/Accessories	5	0	0	0
			All Other Larceny	163	37	8	6
			Motor Vehicle Theft	61	11	3	4
			Stolen Property Offenses	8	7	4	0
			Crimes Against Society				
			Drug/Narcotic Violations	212	180	156	26
			Drug Equipment Violations	168	157	66	10
			Betting/Wagering	0	0	0	0
			Operating/Promoting/Assisting Gambling	1	0	0	0
			Gambling Equipment Violations	0	0	0	0
			Sports Tampering	0	0	0	0
			Pornography/Obscene Material	5	1	0	1
			Prostitution	0	0	0	0
			Assisting or Promoting Prostitution	1	1	1	0
			Purchasing Prostitution	0	0	0	0
			Weapon Law Violations	26	23	10	1
			Animal Cruelty	7	3	4	0
			Total Group A Offenses	1,645	836	500	86
Domestic Incident Victims							
Offense	Reported	Cleared					
Murder and Nonnegligent Manslaughter	1	1					
Aggravated Assault	18	15					
Simple Assault	151	136					
Intimidation	16	14					
Stalking	1	1					
Rape	0	0					
Sodomy	0	0					
Sexual Assault With An Object	0	0					
Fondling	5	3					
Incest	0	0					
Statutory Rape	0	0					
Kidnapping/Abduction	1	1					
Total	193	171					
Group B Arrests							
Offense	Adult	Juvenile					
Bad Checks	3	0					
Curfew/Loitering/Vagrancy Violations	0	6					
Disorderly Conduct	93	24					
Driving Under the Influence	137	1					
Drunkenness	0	0					
Family Offenses (Nonviolent)	1	58					
Liquor Law Violations	77	17					
Peeping Tom	0	0					
Runaway	0	0					
Trespass of Real Property	17	2					
All Other Offenses	372	71					
Total Group B	700	179					

(*) Offenses are counted using the FBI Units of Count for Crime
 (**) The 'Arrests' column shows arrests made for incidents during the selected period, regardless of arrest date. Arrest counts for the same period may change over time.
 (***) Negligent Manslaughter now includes the killing of another person associated with driving under the influence, distracted driving (using a cell or smartphone), and reckless driving fatalities.

Ellendale Police Department – 2020

2020 Population Estimate		1,232	Offenses (*)		Arrests (**)	
			Reported	Cleared	Adult	Juvenile
Offense Overview			Group A Offenses			
			Crimes Against Persons (***)			
Offense Total	29				0	0
Number Cleared	7				0	0
Percent Cleared	24.14%					
Group A Crimes per 100,000 population	2,353.9					
			Crimes Against Property			
Arrest Overview						
Total Arrests	7					
Adult Arrests	6					
Juvenile Arrests	1					
Unknown Age	0					
Arrests per 100,000 population	568.2					
Average number offenses/incident	1.00					
Domestic Incident Victims						
Offense	Reported	Cleared				
Murder and Nonnegligent Manslaughter	0	0				
Aggravated Assault	0	0				
Simple Assault	1	0				
Intimidation	0	0				
Stalking	0	0				
Rape	3	1				
Sodomy	0	0				
Sexual Assault With An Object	0	0				
Fondling	0	0				
Incest	0	0				
Statutory Rape	0	0				
Kidnapping/Abduction	0	0				
Total	4	1				
Group B Arrests						
Offense	Adult	Juvenile				
Bad Checks	0	0				
Curfew/Loitering/Vagrancy Violations	0	0				
Disorderly Conduct	0	0				
Driving Under the Influence	0	0				
Drunkenness	0	0				
Family Offenses (Nonviolent)	0	0				
Liquor Law Violations	2	0				
Peeping Tom	0	0				
Runaway	0	0				
Trespass of Real Property	0	0				
All Other Offenses	0	0				
Total Group B	2	0				
			Crimes Against Society			
			Drug/Narcotic Violations			
			Drug Equipment Violations			
			Betting/Wagering			
			Operating/Promoting/Assisting Gambling			
			Gambling Equipment Violations			
			Sports Tampering			
			Pornography/Obscene Material			
			Prostitution			
			Assisting or Promoting Prostitution			
			Purchasing Prostitution			
			Weapon Law Violations			
			Animal Cruelty			
			29	7	4	1

(*) Offenses are counted using the FBI Units of Count for Crime
 (**) The 'Arrests' column shows arrests made for incidents during the selected period, regardless of arrest date. Arrest counts for the same period may change over time.
 (***) Negligent Manslaughter now includes the killing of another person associated with driving under the influence, distracted driving (using a cell or smartphone), and reckless driving fatalities.

Emerado Police Department – 2020

2020 Population Estimate		451		Offenses (*)		Arrests (**)		
Offense Overview				Group A Offenses	Reported	Cleared	Adult	Juvenile
Offense Total		26		Crimes Against Persons (***)				
Number Cleared		1		Murder and Nonnegligent Manslaughter			0	0
Percent Cleared		3.85%		Negligent Manslaughter			0	0
Group A Crimes per 100,000 population		5,765.0		Aggravated Assault			0	0
Arrest Overview				Simple Assault	2	1	0	1
Total Arrests		2		Intimidation			0	0
Adult Arrests		1		Stalking	4		0	0
Juvenile Arrests		1		Kidnapping/Abduction			0	0
Unknown Age		0		Rape	1		0	0
Arrests per 100,000 population		443.5		Sodomy	1		0	0
Average number offenses/incident				Sexual Assault With An Object			0	0
		1.24		Fondling	1		0	0
Domestic Incident Victims				Incest			0	0
Offense	Reported	Cleared		Statutory Rape			0	0
Murder and Nonnegligent Manslaughter	0	0		Commercial Sex Acts	1		0	0
Aggravated Assault	0	0		Involuntary Servitude			0	0
Simple Assault	2	1		Crimes Against Property				
Intimidation	0	0		Arson	0	0	0	0
Stalking	0	0		Bribery	0	0	0	0
Rape	0	0		Burglary/Breaking & Entering	3	0	0	0
Sodomy	0	0		Counterfeiting/Forgery	1	0	0	0
Sexual Assault With An Object	0	0		Destruction/Damage/Vandalism of Property	5	0	0	0
Fondling	0	0		Embezzlement	0	0	0	0
Incest	0	0		Extortion/Blackmail	0	0	0	0
Statutory Rape	0	0		False Pretenses/Swindle/Confidence Game	0	0	0	0
Kidnapping/Abduction	0	0		Credit Card/Automated Teller Machine Fraud	0	0	0	0
Total	2	1		Impersonation	0	0	0	0
Group B Arrests				Welfare Fraud	0	0	0	0
Offense	Adult	Juvenile		Wire Fraud	1	0	0	0
Bad Checks	0	0		Identity Theft	0	0	0	0
Curfew/Loitering/Vagrancy Violations	0	0		Hacking/Computer Invasion	0	0	0	0
Disorderly Conduct	0	0		Robbery	0	0	0	0
Driving Under the Influence	1	0		Pocket-picking	0	0	0	0
Drunkenness	0	0		Purse-snatching	0	0	0	0
Family Offenses (Nonviolent)	0	0		Shoplifting	0	0	0	0
Liquor Law Violations	0	0		Theft From Building	0	0	0	0
Peeping Tom	0	0		Theft From Coin Operated Machine or Device	0	0	0	0
Runaway	0	0		Theft From Motor Vehicle	2	0	0	0
Trespass of Real Property	0	0		Theft of Motor Vehicle Parts/Accessories	0	0	0	0
All Other Offenses	0	0		All Other Larceny	1	0	0	0
Total Group B	1	0		Motor Vehicle Theft	1	0	0	0
(*) Offenses are counted using the FBI Units of Count for Crime				Stolen Property Offenses	0	0	0	0
(**) The 'Arrests' column shows arrests made during the selected period, regardless of incident date. Arrest counts may be higher than incident counts.				Crimes Against Society				
(***) Negligent Manslaughter now includes the killing of another person associated with driving under the influence, distracted driving (using a cell or smartphone), and reckless driving fatalities.				Drug/Narcotic Violations	0	0	0	0
				Drug Equipment Violations	0	0	0	0
				Betting/Wagering	0	0	0	0
				Operating/Promoting/Assisting Gambling	0	0	0	0
				Gambling Equipment Violations	0	0	0	0
				Sports Tampering	0	0	0	0
				Pornography/Obscene Material	0	0	0	0
				Prostitution	0	0	0	0
				Assisting or Promoting Prostitution	0	0	0	0
				Purchasing Prostitution	0	0	0	0
				Weapon Law Violations	0	0	0	0
				Animal Cruelty	2	0	0	0
				Total Group A Offenses	26	1	0	1

Fargo Police Department – 2020

2020 Population Estimate	126,927	Offenses (*)		Arrests (**)		
		Reported	Cleared	Adult	Juvenile	
Offense Overview		Group A Offenses				
Offense Total	11,673	Crimes Against Persons (***)				
Number Cleared	4,171	Murder and Nonnegligent Manslaughter	7	6	6	0
Percent Cleared	35.73%	Negligent Manslaughter	2		0	0
Group A Crimes per 100,000 population	9,196.6	Aggravated Assault	409	186	133	5
		Simple Assault	1,826	677	358	82
		Intimidation	405	216	122	25
		Stalking	10	3	0	0
		Kidnapping/Abduction	36	23	4	0
		Rape	88	7	2	1
		Sodomy	20	4	1	0
		Sexual Assault With An Object			0	0
		Fondling	90	17	9	2
		Incest			0	0
		Statutory Rape	14	1	1	2
		Commercial Sex Acts			0	0
		Involuntary Servitude			0	0
		Crimes Against Property				
		Arson	26	8	5	1
		Bribery	0	0	0	0
		Burglary/Breaking & Entering	1,013	147	96	2
		Counterfeiting/Forgery	159	49	65	1
		Destruction/Damage/Vandalism of Property	872	128	49	15
		Embezzlement	18	9	9	0
		Extortion/Blackmail	4	1	0	1
		False Pretenses/Swindle/Confidence Game	186	33	16	1
		Credit Card/Automated Teller Machine Fraud	52	10	3	0
		Impersonation	172	50	42	1
		Welfare Fraud	1	0	0	0
		Wire Fraud	19	2	0	2
		Identity Theft	255	31	24	0
		Hacking/Computer Invasion	1	0	0	0
		Robbery	63	24	15	1
		Pocket-picking	0	0	0	0
		Purse-snatching	0	0	0	0
		Shoplifting	617	300	252	33
		Theft From Building	13	4	3	0
		Theft From Coin Operated Machine or Device	5	0	0	0
		Theft From Motor Vehicle	551	78	41	2
		Theft of Motor Vehicle Parts/Accessories	112	2	1	0
		All Other Larceny	1,761	269	167	15
		Motor Vehicle Theft	494	85	42	10
		Stolen Property Offenses	217	173	133	7
		Crimes Against Society				
		Drug/Narcotic Violations	995	749	501	35
		Drug Equipment Violations	1,001	785	420	12
		Betting/Wagering	0	0	0	0
		Operating/Promoting/Assisting Gambling	0	0	0	0
		Gambling Equipment Violations	0	0	0	0
		Sports Tampering	0	0	0	0
		Pornography/Obscene Material	36	3	2	0
		Prostitution	0	0	0	0
		Assisting or Promoting Prostitution	3	0	0	0
		Purchasing Prostitution	3	3	3	0
		Weapon Law Violations	109	85	47	1
		Animal Cruelty	8	3	2	0
		Total Group A Offenses	11,673	4,171	2,574	257

Domestic Incident Victims		
Offense	Reported	Cleared
Murder and Nonnegligent Manslaughter	2	2
Aggravated Assault	216	114
Simple Assault	1,298	496
Intimidation	112	53
Stalking	4	1
Rape	27	5
Sodomy	6	0
Sexual Assault With An Object	0	0
Fondling	17	7
Incest	0	0
Statutory Rape	0	0
Kidnapping/Abduction	22	16
Total	1,704	694

Group B Arrests		
Offense	Adult	Juvenile
Bad Checks	0	0
Curfew/Loitering/Vagrancy Violations	0	8
Disorderly Conduct	78	38
Driving Under the Influence	262	3
Drunkenness	0	0
Family Offenses (Nonviolent)	20	1
Liquor Law Violations	107	19
Peeping Tom	0	0
Runaway	0	0
Trespass of Real Property	399	7
All Other Offenses	769	39
Total Group B	1,635	115

(*) Offenses are counted using the FBI Units of Count for Crime
 (**) The 'Arrests' column shows arrests made for incidents during the selected period, regardless of arrest date. Arrest counts for the same period may change over time.
 (***) Negligent Manslaughter now includes the killing of another person associated with driving under the influence, distracted driving (using a cell or smartphone), and reckless driving fatalities.

Fessenden Police Department – 2020*

2020 Population Estimate	428	Offenses (*)		Arrests (**)	
		Reported	Cleared	Adult	Juvenile
Offense Overview		Group A Offenses			
Offense Total	0	Crimes Against Persons (***)			
Number Cleared	0	Murder and Nonnegligent Manslaughter		0	0
Percent Cleared	0.00%	Negligent Manslaughter		0	0
Group A Crimes per 100,000 population	0.0	Aggravated Assault		0	0
		Simple Assault		0	0
		Intimidation		0	0
		Stalking		0	0
		Kidnapping/Abduction		0	0
		Rape		0	0
		Sodomy		0	0
		Sexual Assault With An Object		0	0
		Fondling		0	0
		Incest		0	0
		Statutory Rape		0	0
		Commercial Sex Acts		0	0
		Involuntary Servitude		0	0
		Crimes Against Property			
		Arson		0	0
		Bribery		0	0
		Burglary/Breaking & Entering		0	0
		Counterfeiting/Forgery		0	0
		Destruction/Damage/Vandalism of Property		0	0
		Embezzlement		0	0
		Extortion/Blackmail		0	0
		False Pretenses/Swindle/Confidence Game		0	0
		Credit Card/Automated Teller Machine Fraud		0	0
		Impersonation		0	0
		Welfare Fraud		0	0
		Wire Fraud		0	0
		Identity Theft		0	0
		Hacking/Computer Invasion		0	0
		Robbery		0	0
		Pocket-picking		0	0
		Purse-snatching		0	0
		Shoplifting		0	0
		Theft From Building		0	0
		Theft From Coin Operated Machine or Device		0	0
		Theft From Motor Vehicle		0	0
		Theft of Motor Vehicle Parts/Accessories		0	0
		All Other Larceny		0	0
		Motor Vehicle Theft		0	0
		Stolen Property Offenses		0	0
		Crimes Against Society			
		Drug/Narcotic Violations		0	0
		Drug Equipment Violations		0	0
		Betting/Wagering		0	0
		Operating/Promoting/Assisting Gambling		0	0
		Gambling Equipment Violations		0	0
		Sports Tampering		0	0
		Pornography/Obscene Material		0	0
		Prostitution		0	0
		Assisting or Promoting Prostitution		0	0
		Purchasing Prostitution		0	0
		Weapon Law Violations		0	0
		Animal Cruelty		0	0
		Total Group A Offenses		0	0
Domestic Incident Victims					
Offense	Reported	Cleared			
Murder and Nonnegligent Manslaughter	0	0			
Aggravated Assault	0	0			
Simple Assault	0	0			
Intimidation	0	0			
Stalking	0	0			
Rape	0	0			
Sodomy	0	0			
Sexual Assault With An Object	0	0			
Fondling	0	0			
Incest	0	0			
Statutory Rape	0	0			
Kidnapping/Abduction	0	0			
Total	0	0			
Group B Arrests					
Offense	Adult	Juvenile			
Bad Checks	0	0			
Curfew/Loitering/Vagrancy Violations	0	0			
Disorderly Conduct	0	0			
Driving Under the Influence	0	0			
Drunkenness	0	0			
Family Offenses (Nonviolent)	0	0			
Liquor Law Violations	0	0			
Peeping Tom	0	0			
Runaway	0	0			
Trespass of Real Property	0	0			
All Other Offenses	0	0			
Total Group B	0	0			

(*) Offenses are counted using the FBI Units of Count for Crime
 (**) The 'Arrests' column shows arrests made for incidents during the selected period, regardless of arrest date. Arrest counts for the same period may change over time.
 (***) Negligent Manslaughter now includes the killing of another person associated with driving under the influence, distracted driving (using a cell or smartphone), and reckless driving fatalities.

*Partial Year reported

Garrison Police Department – 2020

2020 Population Estimate		1,462		Offenses (*)		Arrests (**)	
				Reported	Cleared	Adult	Juvenile
Offense Overview							
Offense Total		39					
Number Cleared		11					
Percent Cleared		28.21%					
Group A Crimes per 100,000 population		2,667.6					
Arrest Overview							
Total Arrests		16					
Adult Arrests		11					
Juvenile Arrests		5					
Unknown Age		0					
Arrests per 100,000 population		1,162.8					
Average number offenses/incident		1.18					
Domestic Incident Victims				Crimes Against Property			
Offense		Reported	Cleared				
Murder and Nonnegligent Manslaughter		0	0	Arson	0	0	0
Aggravated Assault		1	1	Bribery	0	0	0
Simple Assault		10	2	Burglary/Breaking & Entering	2	0	0
Intimidation		0	0	Counterfeiting/Forgery	0	0	0
Stalking		0	0	Destruction/Damage/Vandalism of Property	2	1	0
Rape		0	0	Embezzlement	0	0	0
Sodomy		0	0	Extortion/Blackmail	0	0	0
Sexual Assault With An Object		0	0	False Pretenses/Swindle/Confidence Game	1	0	0
Fondling		0	0	Credit Card/Automated Teller Machine Fraud	0	0	0
Incest		0	0	Impersonation	0	0	0
Statutory Rape		0	0	Welfare Fraud	0	0	0
Kidnapping/Abduction		0	0	Wire Fraud	0	0	0
Total		11	3	Identity Theft	2	0	0
Group B Arrests				Crimes Against Society			
Offense		Adult	Juvenile				
Bad Checks		0	0	Drug/Narcotic Violations	4	3	0
Curfew/Loitering/Vagrancy Violations		0	0	Drug Equipment Violations	5	3	1
Disorderly Conduct		4	0	Betting/Wagering	0	0	0
Driving Under the Influence		1	0	Operating/Promoting/Assisting Gambling	0	0	0
Drunkenness		0	0	Gambling Equipment Violations	0	0	0
Family Offenses (Nonviolent)		0	0	Sports Tampering	0	0	0
Liquor Law Violations		1	0	Pornography/Obscene Material	0	0	0
Peeping Tom		0	0	Prostitution	0	0	0
Runaway		0	0	Assisting or Promoting Prostitution	0	0	0
Trespass of Real Property		0	0	Purchasing Prostitution	0	0	0
All Other Offenses		0	0	Weapon Law Violations	1	0	0
Total Group B		6	0	Animal Cruelty	0	0	0
				Total Group A Offenses	39	11	5

(*) Offenses are counted using the FBI Units of Count for Crime
 (**) The 'Arrests' column shows arrests made during the selected period, regardless of incident date. Arrest counts may be higher than incident counts.
 (***) Negligent Manslaughter now includes the killing of another person associated with driving under the influence, distracted driving (using a cell or smartphone), and reckless driving fatalities.

Grafton Police Department – 2020

2020 Population Estimate		4,143		Offenses (*)		Arrests (**)			
				Reported	Cleared	Adult	Juvenile		
Offense Overview				Group A Offenses					
Offense Total	179	Crimes Against Persons (***)							
Number Cleared	47	Murder and Nonnegligent Manslaughter				0	0		
Percent Cleared	26.26%	Negligent Manslaughter				0	0		
Group A Crimes per 100,000 population	4,320.5	Aggravated Assault				8	5		
				Simple Assault				32	5
				Intimidation				15	5
				Stalking				1	1
				Kidnapping/Abduction				0	0
				Rape				1	0
				Sodomy				0	0
				Sexual Assault With An Object				0	0
				Fondling				4	0
				Incest				0	0
				Statutory Rape				1	1
				Commercial Sex Acts				0	0
				Involuntary Servitude				0	0
Arrest Overview				Crimes Against Property					
Total Arrests	88	Arson				1	1		
Adult Arrests	58	Bribery				0	0		
Juvenile Arrests	30	Burglary/Breaking & Entering				12	3		
Unknown Age	0	Counterfeiting/Forgery				5	0		
Arrests per 100,000 population	2,124.1	Destruction/Damage/Vandalism of Property				22	7		
				Embezzlement				0	0
				Extortion/Blackmail				0	0
				False Pretenses/Swindle/Confidence Game				3	0
				Credit Card/Automated Teller Machine Fraud				1	1
				Impersonation				1	1
				Welfare Fraud				0	0
				Wire Fraud				0	0
				Identity Theft				2	0
				Hacking/Computer Invasion				0	0
				Robbery				0	0
				Pocket-picking				0	0
				Purse-snatching				0	0
				Shoplifting				8	2
				Theft From Building				1	1
				Theft From Coin Operated Machine or Device				0	0
				Theft From Motor Vehicle				3	0
				Theft of Motor Vehicle Parts/Accessories				0	0
				All Other Larceny				31	1
				Motor Vehicle Theft				10	2
				Stolen Property Offenses				1	0
Average number offenses/incident				Crimes Against Society					
1.14				Drug/Narcotic Violations				7	4
				Drug Equipment Violations				7	5
				Betting/Wagering				0	0
				Operating/Promoting/Assisting Gambling				0	0
				Gambling Equipment Violations				0	0
				Sports Tampering				0	0
				Pornography/Obscene Material				0	0
				Prostitution				0	0
				Assisting or Promoting Prostitution				0	0
				Purchasing Prostitution				0	0
				Weapon Law Violations				2	2
				Animal Cruelty				0	0
				Total Group A Offenses				179	47
								26	10
Domestic Incident Victims									
Offense	Reported	Cleared							
Murder and Nonnegligent Manslaughter	0	0							
Aggravated Assault	3	3							
Simple Assault	16	5							
Intimidation	0	0							
Stalking	1	1							
Rape	1	0							
Sodomy	0	0							
Sexual Assault With An Object	0	0							
Fondling	0	0							
Incest	0	0							
Statutory Rape	0	0							
Kidnapping/Abduction	0	0							
Total	21	9							
Group B Arrests									
Offense	Adult	Juvenile							
Bad Checks	0	0							
Curfew/Loitering/Vagrancy Violations	0	0							
Disorderly Conduct	2	18							
Driving Under the Influence	17	1							
Drunkenness	0	0							
Family Offenses (Nonviolent)	0	0							
Liquor Law Violations	2	0							
Peeping Tom	0	0							
Runaway	0	0							
Trespass of Real Property	3	0							
All Other Offenses	8	1							
Total Group B	32	20							

(*) Offenses are counted using the FBI Units of Count for Crime
 (**) The 'Arrests' column shows arrests made for incidents during the selected period, regardless of arrest date. Arrest counts for the same period may change over time.
 (***) Negligent Manslaughter now includes the killing of another person associated with driving under the influence, distracted driving (using a cell or smartphone), and reckless driving fatalities.

Grand Forks Police Department – 2020

2020 Population Estimate		56,163	Offenses (*)		Arrests (**)		
Offense Overview			Group A Offenses	Reported	Cleared	Adult	Juvenile
Offense Total	3,813		Crimes Against Persons (***)				
Number Cleared	1,162		Murder and Nonnegligent Manslaughter	4	3	2	0
Percent Cleared	30.47%		Negligent Manslaughter			0	0
Group A Crimes per 100,000 population	6,789.2		Aggravated Assault	115	63	52	5
			Simple Assault	420	174	115	23
			Intimidation	120	47	29	6
			Stalking	138	7	5	0
			Kidnapping/Abduction	10	7	0	0
			Rape	27	7	5	2
			Sodomy	6	3	1	1
			Sexual Assault With An Object	1		0	0
			Fondling	44	1	0	0
			Incest	1		0	0
			Statutory Rape	3	1	0	0
			Commercial Sex Acts			0	0
			Involuntary Servitude			0	0
			Crimes Against Property				
			Arson	1	0	0	0
			Bribery	0	0	0	0
			Burglary/Breaking & Entering	194	25	21	0
			Counterfeiting/Forgery	58	3	3	0
			Destruction/Damage/Vandalism of Property	480	66	27	12
			Embezzlement	15	4	4	0
			Extortion/Blackmail	10	0	0	0
			False Pretenses/Swindle/Confidence Game	134	51	35	1
			Credit Card/Automated Teller Machine Fraud	53	5	0	0
			Impersonation	2	0	0	0
			Welfare Fraud	0	0	0	0
			Wire Fraud	7	0	0	0
			Identity Theft	172	13	9	0
			Hacking/Computer Invasion	15	0	0	0
			Robbery	14	6	8	1
			Pocket-picking	0	0	0	0
			Purse-snatching	0	0	0	0
			Shoplifting	167	81	82	7
			Theft From Building	81	6	4	0
			Theft From Coin Operated Machine or Device	2	0	0	0
			Theft From Motor Vehicle	221	13	10	1
			Theft of Motor Vehicle Parts/Accessories	40	0	0	0
			All Other Larceny	510	54	39	5
			Motor Vehicle Theft	119	21	13	5
			Stolen Property Offenses	37	23	12	3
			Crimes Against Society				
			Drug/Narcotic Violations	269	233	179	17
			Drug Equipment Violations	262	225	102	10
			Betting/Wagering	0	0	0	0
			Operating/Promoting/Assisting Gambling	0	0	0	0
			Gambling Equipment Violations	0	0	0	0
			Sports Tampering	0	0	0	0
			Pornography/Obscene Material	24	2	1	0
			Prostitution	1	0	0	0
			Assisting or Promoting Prostitution	1	0	0	0
			Purchasing Prostitution	1	0	0	0
			Weapon Law Violations	27	16	12	1
			Animal Cruelty	7	2	1	0
			Total Group A Offenses	3,813	1,162	771	100
Arrest Overview							
Total Arrests	1,550						
Adult Arrests	1,296						
Juvenile Arrests	254						
Unknown Age	0						
Arrests per 100,000 population	2,759.8						
Average number offenses/incident	1.20						
Domestic Incident Victims							
Offense	Reported	Cleared					
Murder and Nonnegligent Manslaughter	2	1					
Aggravated Assault	69	45					
Simple Assault	221	106					
Intimidation	33	17					
Stalking	35	0					
Rape	8	4					
Sodomy	1	1					
Sexual Assault With An Object	0	0					
Fondling	8	1					
Incest	0	0					
Statutory Rape	0	0					
Kidnapping/Abduction	7	6					
Total	384	181					
Group B Arrests							
Offense	Adult	Juvenile					
Bad Checks	1	0					
Curfew/Loitering/Vagrancy Violations	0	3					
Disorderly Conduct	110	52					
Driving Under the Influence	154	2					
Drunkenness	0	0					
Family Offenses (Nonviolent)	11	44					
Liquor Law Violations	38	21					
Peeping Tom	0	0					
Runaway	0	0					
Trespass of Real Property	71	1					
All Other Offenses	140	31					
Total Group B	525	154					

(*) Offenses are counted using the FBI Units of Count for Crime
 (**) The 'Arrests' column shows arrests made for incidents during the selected period, regardless of arrest date. Arrest counts for the same period may change over time.
 (***) Negligent Manslaughter now includes the killing of another person associated with driving under the influence, distracted driving (using a cell or smartphone), and reckless driving fatalities.

Harvey Police Department – 2020

2020 Population Estimate		1,630		Offenses (*)		Arrests (**)	
Group A Offenses				Reported	Cleared	Adult	Juvenile
Offense Overview				Crimes Against Persons (***)			
Offense Total		31				0	0
Number Cleared		5				0	0
Percent Cleared		16.13%				1	0
Group A Crimes per 100,000 population		1,901.8				0	0
Arrest Overview							
Total Arrests		8				0	0
Adult Arrests		8				0	0
Juvenile Arrests		0				0	0
Unknown Age		0				0	0
Arrests per 100,000 population		490.8				0	0
Average number offenses/incident		1.19				0	0
Domestic Incident Victims				Crimes Against Property			
Offense	Reported	Cleared					
Murder and Nonnegligent Manslaughter	0	0		Arson	0	0	0
Aggravated Assault	2	1		Bribery	0	0	0
Simple Assault	0	0		Burglary/Breaking & Entering	2	0	0
Intimidation	2	0		Counterfeiting/Forgery	0	0	0
Stalking	0	0		Destruction/Damage/Vandalism of Property	1	0	0
Rape	0	0		Embezzlement	0	0	0
Sodomy	0	0		Extortion/Blackmail	0	0	0
Sexual Assault With An Object	0	0		False Pretenses/Swindle/Confidence Game	2	0	0
Fondling	1	0		Credit Card/Automated Teller Machine Fraud	0	0	0
Incest	0	0		Impersonation	0	0	0
Statutory Rape	0	0		Welfare Fraud	0	0	0
Kidnapping/Abduction	0	0		Wire Fraud	0	0	0
Total	5	1		Identity Theft	4	0	0
Group B Arrests				Hacking/Computer Invasion	0	0	0
Offense	Adult	Juvenile		Robbery	0	0	0
Bad Checks	0	0		Pocket-picking	0	0	0
Curfew/Loitering/Vagrancy Violations	0	0		Purse-snatching	0	0	0
Disorderly Conduct	0	0		Shoplifting	0	0	0
Driving Under the Influence	1	0		Theft From Building	3	0	0
Drunkenness	0	0		Theft From Coin Operated Machine or Device	0	0	0
Family Offenses (Nonviolent)	0	0		Theft From Motor Vehicle	3	0	0
Liquor Law Violations	1	0		Theft of Motor Vehicle Parts/Accessories	0	0	0
Peeping Tom	0	0		All Other Larceny	3	1	1
Runaway	0	0		Motor Vehicle Theft	1	0	0
Trespass of Real Property	0	0		Stolen Property Offenses	0	0	0
All Other Offenses	2	0		Crimes Against Society			
Total Group B	4	0		Drug/Narcotic Violations	3	2	2
(*) Offenses are counted using the FBI Units of Count for Crime				Drug Equipment Violations	3	1	0
(**) The 'Arrests' column shows arrests made for incidents during the selected period, regardless of arrest date. Arrest counts for the same period may change over time.				Betting/Wagering	0	0	0
(***) Negligent Manslaughter now includes the killing of another person associated with driving under the influence, distracted driving (using a cell or smartphone), and reckless driving fatalities.				Operating/Promoting/Assisting Gambling	0	0	0
				Gambling Equipment Violations	0	0	0
				Sports Tampering	0	0	0
				Pornography/Obscene Material	0	0	0
				Prostitution	0	0	0
				Assisting or Promoting Prostitution	0	0	0
				Purchasing Prostitution	0	0	0
				Weapon Law Violations	0	0	0
				Animal Cruelty	0	0	0
				Total Group A Offenses	31	5	4

Hazen Police Department – 2020

2020 Population Estimate		2,298	Offenses (*)		Arrests (**)	
Offense Overview			Reported	Cleared	Adult	Juvenile
Offense Total	22	Group A Offenses				
Number Cleared	12	Crimes Against Persons (***)				
Percent Cleared	54.55%	Murder and Nonnegligent Manslaughter				
Group A Crimes per 100,000 population	957.4	Negligent Manslaughter				
		Aggravated Assault				
		Simple Assault				
		Intimidation				
		Stalking				
		Kidnapping/Abduction				
		Rape				
		Sodomy				
		Sexual Assault With An Object				
		Fondling				
		Incest				
		Statutory Rape				
		Commercial Sex Acts				
		Involuntary Servitude				
		Crimes Against Property				
		Arson				
		Bribery				
		Burglary/Breaking & Entering				
		Counterfeiting/Forgery				
		Destruction/Damage/Vandalism of Property				
		Embezzlement				
		Extortion/Blackmail				
		False Pretenses/Swindle/Confidence Game				
		Credit Card/Automated Teller Machine Fraud				
		Impersonation				
		Welfare Fraud				
		Wire Fraud				
		Identity Theft				
		Hacking/Computer Invasion				
		Robbery				
		Pocket-picking				
		Purse-snatching				
		Shoplifting				
		Theft From Building				
		Theft From Coin Operated Machine or Device				
		Theft From Motor Vehicle				
		Theft of Motor Vehicle Parts/Accessories				
		All Other Larceny				
		Motor Vehicle Theft				
		Stolen Property Offenses				
		Crimes Against Society				
		Drug/Narcotic Violations				
		Drug Equipment Violations				
		Betting/Wagering				
		Operating/Promoting/Assisting Gambling				
		Gambling Equipment Violations				
		Sports Tampering				
		Pornography/Obscene Material				
		Prostitution				
		Assisting or Promoting Prostitution				
		Purchasing Prostitution				
		Weapon Law Violations				
		Animal Cruelty				
		Total Group A Offenses				
		Group B Arrests				
		Adult	Juvenile			
Bad Checks	0	0				
Curfew/Loitering/Vagrancy Violations	0	0				
Disorderly Conduct	2	0				
Driving Under the Influence	5	0				
Drunkenness	0	0				
Family Offenses (Nonviolent)	0	0				
Liquor Law Violations	2	4				
Peeping Tom	0	0				
Runaway	0	0				
Trespass of Real Property	0	0				
All Other Offenses	1	0				
		Total Group B				
		10	4			

(*) Offenses are counted using the FBI Units of Count for Crime
(**) The 'Arrests' column shows arrests made during the selected period, regardless of incident date. Arrest counts may be higher than incident counts.
(***) Negligent Manslaughter now includes the killing of another person associated with driving under the influence, distracted driving (using a cell or smartphone), and reckless driving fatalities.

Jamestown Police Department – 2020

2020 Population Estimate		15,044		Offenses (*)		Arrests (**)		
Group A Offenses				Reported	Cleared	Adult	Juvenile	
Offense Overview				Crimes Against Persons (***)				
Offense Total	907	Murder and Nonnegligent Manslaughter				0	0	
Number Cleared	269	Negligent Manslaughter				0	0	
Percent Cleared	29.66%	Aggravated Assault		29	26	19	1	
Group A Crimes per 100,000 population	6,029.0	Simple Assault		134	77	43	6	
Arrest Overview				Intimidation				
Total Arrests	496	Stalking		33	13	8	1	
Adult Arrests	384	Kidnapping/Abduction		19		1	0	
Juvenile Arrests	112	Rape				0	0	
Unknown Age	0	Sodomy		5	2	1	1	
Arrests per 100,000 population	3,297.0	Sexual Assault With An Object		1		0	0	
Average number offenses/incident				Fondling				
1.09				Incest		9	5	
Domestic Incident Victims				Statutory Rape				
Offense	Reported	Cleared	Commercial Sex Acts					
Murder and Nonnegligent Manslaughter	0	0	Involuntary Servitude					
Aggravated Assault	21	20	Crimes Against Property					
Simple Assault	91	52	Arson					
Intimidation	9	4	Bribery					
Stalking	3	0	Burglary/Breaking & Entering					
Rape	3	0	Counterfeiting/Forgery					
Sodomy	0	0	Destruction/Damage/Vandalism of Property					
Sexual Assault With An Object	0	0	Embezzlement					
Fondling	3	1	Extortion/Blackmail					
Incest	0	0	False Pretenses/Swindle/Confidence Game					
Statutory Rape	0	0	Credit Card/Automated Teller Machine Fraud					
Kidnapping/Abduction	0	0	Impersonation					
Total	130	77	Welfare Fraud					
Group B Arrests			Wire Fraud					
Offense	Adult	Juvenile	Identity Theft					
Bad Checks	0	0	Hacking/Computer Invasion					
Curfew/Loitering/Vagrancy Violations	0	19	Robbery					
Disorderly Conduct	17	10	Pocket-picking					
Driving Under the Influence	29	2	Purse-snatching					
Drunkenness	0	0	Shoplifting					
Family Offenses (Nonviolent)	0	0	Theft From Building					
Liquor Law Violations	25	18	Theft From Coin Operated Machine or Device					
Peeping Tom	0	0	Theft From Motor Vehicle					
Runaway	0	4	Theft of Motor Vehicle Parts/Accessories					
Trespass of Real Property	12	0	All Other Larceny					
All Other Offenses	121	22	Motor Vehicle Theft					
Total Group B	204	71	Stolen Property Offenses					
(*) Offenses are counted using the FBI Units of Count for Crime			Crimes Against Society					
(**) The 'Arrests' column shows arrests made for incidents during the selected period, regardless of arrest date. Arrest counts for the same period may change over time.			Drug/Narcotic Violations					
(***) Negligent Manslaughter now includes the killing of another person associated with driving under the influence, distracted driving (using a cell or smartphone), and reckless driving fatalities.			Drug Equipment Violations					
			Betting/Wagering					
			Operating/Promoting/Assisting Gambling					
			Gambling Equipment Violations					
			Sports Tampering					
			Pornography/Obscene Material					
			Prostitution					
			Assisting or Promoting Prostitution					
			Purchasing Prostitution					
			Weapon Law Violations					
			Animal Cruelty					
			Total Group A Offenses		907	269	180	37

Kenmare Police Department – 2020

2020 Population Estimate		1,013		Offenses (*)		Arrests (**)	
				Reported	Cleared	Adult	Juvenile
Offense Overview				Group A Offenses			
				Crimes Against Persons (***)			
Offense Total		16				0	0
Number Cleared		3				0	0
Percent Cleared		18.75%				0	0
Group A Crimes per 100,000 population		1,579.5				0	0
Arrest Overview							
Total Arrests		5				0	0
Adult Arrests		4				0	0
Juvenile Arrests		1				0	0
Unknown Age		0				0	0
Arrests per 100,000 population		493.6				0	0
Average number offenses/incident		1.07				0	0
Domestic Incident Victims				Crimes Against Property			
Offense	Reported	Cleared		Arson	0	0	0
Murder and Nonnegligent Manslaughter	0	0		Bribery	0	0	0
Aggravated Assault	0	0		Burglary/Breaking & Entering	4	0	0
Simple Assault	0	0		Counterfeiting/Forgery	0	0	0
Intimidation	0	0		Destruction/Damage/Vandalism of Property	0	0	0
Stalking	0	0		Embezzlement	0	0	0
Rape	0	0		Extortion/Blackmail	0	0	0
Sodomy	0	0		False Pretenses/Swindle/Confidence Game	0	0	0
Sexual Assault With An Object	0	0		Credit Card/Automated Teller Machine Fraud	0	0	0
Fondling	1	0		Impersonation	0	0	0
Incest	0	0		Welfare Fraud	0	0	0
Statutory Rape	0	0		Wire Fraud	0	0	0
Kidnapping/Abduction	0	0		Identity Theft	0	0	0
Total	1	0		Hacking/Computer Invasion	0	0	0
Group B Arrests				Robbery	0	0	0
Offense	Adult	Juvenile		Pocket-picking	0	0	0
Bad Checks	0	0		Purse-snatching	0	0	0
Curfew/Loitering/Vagrancy Violations	0	0		Shoplifting	0	0	0
Disorderly Conduct	0	0		Theft From Building	1	1	1
Driving Under the Influence	0	0		Theft From Coin Operated Machine or Device	0	0	0
Drunkenness	0	0		Theft From Motor Vehicle	2	0	0
Family Offenses (Nonviolent)	0	0		Theft of Motor Vehicle Parts/Accessories	0	0	0
Liquor Law Violations	0	0		All Other Larceny	1	0	0
Peeping Tom	0	0		Motor Vehicle Theft	1	0	0
Runaway	0	0		Stolen Property Offenses	0	0	0
Trespass of Real Property	0	0		Crimes Against Society			
All Other Offenses	2	1		Drug/Narcotic Violations	1	0	0
Total Group B	2	1		Drug Equipment Violations	1	0	0
				Betting/Wagering	0	0	0
				Operating/Promoting/Assisting Gambling	0	0	0
				Gambling Equipment Violations	0	0	0
				Sports Tampering	0	0	0
				Pornography/Obscene Material	0	0	0
				Prostitution	0	0	0
				Assisting or Promoting Prostitution	0	0	0
				Purchasing Prostitution	0	0	0
				Weapon Law Violations	0	0	0
				Animal Cruelty	0	0	0
				Total Group A Offenses	15	3	2

(*) Offenses are counted using the FBI Units of Count for Crime
 (**) The 'Arrests' column shows arrests made during the selected period, regardless of incident date. Arrest counts may be higher than incident counts.
 (***) Negligent Manslaughter now includes the killing of another person associated with driving under the influence, distracted driving (using a cell or smartphone), and reckless driving fatalities.

Killdeer Police Department – 2020

2020 Population Estimate		1,202		Offenses (*)		Arrests (**)	
				Reported	Cleared	Adult	Juvenile
Offense Overview				Group A Offenses			
Crimes Against Persons (***)							
Offense Total	47	Murder and Nonnegligent Manslaughter				0	0
Number Cleared	21	Negligent Manslaughter				0	0
Percent Cleared	44.68%	Aggravated Assault				0	0
Group A Crimes per 100,000 population	3,910.1	Simple Assault		6	3	3	0
		Intimidation		2		0	0
		Stalking		3	2	1	0
		Kidnapping/Abduction				0	0
		Rape				0	0
		Sodomy				0	0
		Sexual Assault With An Object				0	0
		Fondling		2		0	0
		Incest				0	0
		Statutory Rape				0	0
		Commercial Sex Acts				0	0
		Involuntary Servitude				0	0
		Crimes Against Property					
		Arson		0	0	0	0
		Bribery		0	0	0	0
		Burglary/Breaking & Entering		1	0	0	0
		Counterfeiting/Forgery		0	0	0	0
		Destruction/Damage/Vandalism of Property		9	0	0	0
		Embezzlement		0	0	0	0
		Extortion/Blackmail		0	0	0	0
		False Pretenses/Swindle/Confidence Game		0	0	0	0
		Credit Card/Automated Teller Machine Fraud		0	0	0	0
		Impersonation		0	0	0	0
		Welfare Fraud		0	0	0	0
		Wire Fraud		0	0	0	0
		Identity Theft		1	0	0	0
		Hacking/Computer Invasion		0	0	0	0
		Robbery		0	0	0	0
		Pocket-picking		0	0	0	0
		Purse-snatching		0	0	0	0
		Shoplifting		0	0	0	0
		Theft From Building		0	0	0	0
		Theft From Coin Operated Machine or Device		0	0	0	0
		Theft From Motor Vehicle		0	0	0	0
		Theft of Motor Vehicle Parts/Accessories		0	0	0	0
		All Other Larceny		9	4	2	0
		Motor Vehicle Theft		2	0	0	0
		Stolen Property Offenses		0	0	0	0
		Crimes Against Society					
		Drug/Narcotic Violations		3	3	1	0
		Drug Equipment Violations		4	4	1	0
		Betting/Wagering		0	0	0	0
		Operating/Promoting/Assisting Gambling		0	0	0	0
		Gambling Equipment Violations		0	0	0	0
		Sports Tampering		0	0	0	0
		Pornography/Obscene Material		0	0	0	0
		Prostitution		0	0	0	0
		Assisting or Promoting Prostitution		0	0	0	0
		Purchasing Prostitution		0	0	0	0
		Weapon Law Violations		5	5	5	0
		Animal Cruelty		0	0	0	0
		Total Group A Offenses		47	21	13	0
Domestic Incident Victims							
Offense	Reported	Cleared					
Murder and Nonnegligent Manslaughter	0	0					
Aggravated Assault	0	0					
Simple Assault	5	3					
Intimidation	0	0					
Stalking	2	1					
Rape	0	0					
Sodomy	0	0					
Sexual Assault With An Object	0	0					
Fondling	1	0					
Incest	0	0					
Statutory Rape	0	0					
Kidnapping/Abduction	0	0					
Total	8	4					
Group B Arrests							
Offense	Adult	Juvenile					
Bad Checks	0	0					
Curfew/Loitering/Vagrancy Violations	0	0					
Disorderly Conduct	2	0					
Driving Under the Influence	7	0					
Drunkenness	0	0					
Family Offenses (Nonviolent)	0	0					
Liquor Law Violations	2	0					
Peeping Tom	0	0					
Runaway	0	0					
Trespass of Real Property	1	0					
All Other Offenses	2	0					
Total Group B	14	0					

(*) Offenses are counted using the FBI Units of Count for Crime
 (**) The 'Arrests' column shows arrests made for incidents during the selected period, regardless of arrest date. Arrest counts for the same period may change over time.
 (***) Negligent Manslaughter now includes the killing of another person associated with driving under the influence, distracted driving (using a cell or smartphone), and reckless driving fatalities.

LaMoure Police Department – 2020

2020 Population Estimate		883		Offenses (*)		Arrests (**)		
Offense Overview		Reported	Cleared	Adult	Juvenile			
Offense Total	7					0	0	
Number Cleared	3					0	0	
Percent Cleared	42.86%					0	0	
Group A Crimes per 100,000 population	792.8					0	0	
Arrest Overview								
Total Arrests	1					0	0	
Adult Arrests	1					0	0	
Juvenile Arrests	0					0	0	
Unknown Age	0					0	0	
Arrests per 100,000 population	113.3					0	0	
Average number offenses/incident	1.40					0	0	
Domestic Incident Victims								
Offense	Reported	Cleared						
Murder and Nonnegligent Manslaughter	0	0					0	0
Aggravated Assault	0	0					0	0
Simple Assault	0	0					0	0
Intimidation	0	0					0	0
Stalking	0	0					0	0
Rape	0	0					0	0
Sodomy	0	0					0	0
Sexual Assault With An Object	0	0					0	0
Fondling	0	0					0	0
Incest	0	0					0	0
Statutory Rape	0	0					0	0
Kidnapping/Abduction	0	0					0	0
Total	0	0					0	0
Group B Arrests								
Offense	Adult	Juvenile						
Bad Checks	0	0					0	0
Curfew/Loitering/Vagrancy Violations	0	0					0	0
Disorderly Conduct	0	0					0	0
Driving Under the Influence	0	0					0	0
Drunkenness	0	0					0	0
Family Offenses (Nonviolent)	0	0					0	0
Liquor Law Violations	0	0					0	0
Peeping Tom	0	0					0	0
Runaway	0	0					0	0
Trespass of Real Property	0	0					0	0
All Other Offenses	0	0					0	0
Total Group B	0	0					0	0
(*) Offenses are counted using the FBI Units of Count for Crime								
(**) The 'Arrests' column shows arrests made during the selected period, regardless of incident date. Arrest counts may be higher than incident counts.								
(***) Negligent Manslaughter now includes the killing of another person associated with driving under the influence, distracted driving (using a cell or smartphone), and reckless driving fatalities.								
Crimes Against Persons (***)								
Murder and Nonnegligent Manslaughter							0	0
Negligent Manslaughter							0	0
Aggravated Assault							0	0
Simple Assault		1					0	0
Intimidation		2	2			1	0	
Stalking							0	0
Kidnapping/Abduction							0	0
Rape							0	0
Sodomy							0	0
Sexual Assault With An Object							0	0
Fondling							0	0
Incest							0	0
Statutory Rape							0	0
Commercial Sex Acts							0	0
Involuntary Servitude							0	0
Crimes Against Property								
Arson		0	0			0	0	
Bribery		0	0			0	0	
Burglary/Breaking & Entering		1	0			0	0	
Counterfeiting/Forgery		0	0			0	0	
Destruction/Damage/Vandalism of Property		1	1			0	0	
Embezzlement		0	0			0	0	
Extortion/Blackmail		0	0			0	0	
False Pretenses/Swindle/Confidence Game		0	0			0	0	
Credit Card/Automated Teller Machine Fraud		0	0			0	0	
Impersonation		0	0			0	0	
Welfare Fraud		0	0			0	0	
Wire Fraud		0	0			0	0	
Identity Theft		1	0			0	0	
Hacking/Computer Invasion		0	0			0	0	
Robbery		0	0			0	0	
Pocket-picking		0	0			0	0	
Purse-snatching		0	0			0	0	
Shoplifting		1	0			0	0	
Theft From Building		0	0			0	0	
Theft From Coin Operated Machine or Device		0	0			0	0	
Theft From Motor Vehicle		0	0			0	0	
Theft of Motor Vehicle Parts/Accessories		0	0			0	0	
All Other Larceny		0	0			0	0	
Motor Vehicle Theft		0	0			0	0	
Stolen Property Offenses		0	0			0	0	
Crimes Against Society								
Drug/Narcotic Violations		0	0			0	0	
Drug Equipment Violations		0	0			0	0	
Betting/Wagering		0	0			0	0	
Operating/Promoting/Assisting Gambling		0	0			0	0	
Gambling Equipment Violations		0	0			0	0	
Sports Tampering		0	0			0	0	
Pornography/Obscene Material		0	0			0	0	
Prostitution		0	0			0	0	
Assisting or Promoting Prostitution		0	0			0	0	
Purchasing Prostitution		0	0			0	0	
Weapon Law Violations		0	0			0	0	
Animal Cruelty		0	0			0	0	
Total Group A Offenses	7	3	1	0	0	0	0	

Lincoln Police Department – 2020

2020 Population Estimate		4,006		Offenses (*)		Arrests (**)		
				Reported	Cleared	Adult	Juvenile	
Offense Overview				Group A Offenses				
Crimes Against Persons (***)								
Offense Total	106	Murder and Nonnegligent Manslaughter				0	0	
Number Cleared	50	Negligent Manslaughter				0	0	
Percent Cleared	47.17%	Aggravated Assault		5	4	2	2	
Group A Crimes per 100,000 population	2,646.0	Simple Assault		8	5	1	3	
		Intimidation		2	2	1	0	
		Stalking		2	1	0	0	
		Kidnapping/Abduction				0	0	
Arrest Overview		Rape		1		0	0	
Total Arrests	80	Sodomy				0	0	
Adult Arrests	50	Sexual Assault With An Object				0	0	
Juvenile Arrests	30	Fondling		8		0	0	
Unknown Age	0	Incest				0	0	
Arrests per 100,000 population	1,997.0	Statutory Rape				0	0	
		Commercial Sex Acts				0	0	
		Involuntary Servitude				0	0	
Average number offenses/incident	1.26	Crimes Against Property						
Domestic Incident Victims				Arson				
Offense	Reported	Cleared						
Murder and Nonnegligent Manslaughter	0	0	Bribery					
Aggravated Assault	4	3	Burglary/Breaking & Entering					
Simple Assault	7	4	Counterfeiting/Forgery					
Intimidation	0	0	Destruction/Damage/Vandalism of Property					
Stalking	1	1	Embezzlement					
Rape	0	0	Extortion/Blackmail					
Sodomy	0	0	False Pretenses/Swindle/Confidence Game					
Sexual Assault With An Object	0	0	Credit Card/Automated Teller Machine Fraud					
Fondling	0	0	Impersonation					
Incest	0	0	Welfare Fraud					
Statutory Rape	0	0	Wire Fraud					
Kidnapping/Abduction	0	0	Identity Theft					
Total	12	8	Hacking/Computer Invasion					
Group B Arrests				Robbery				
Offense	Adult	Juvenile	Pocket-picking					
Bad Checks	0	0	Purse-snatching					
Curfew/Loitering/Vagrancy Violations	0	1	Shoplifting					
Disorderly Conduct	0	2	Theft From Building					
Driving Under the Influence	15	0	Theft From Coin Operated Machine or Device					
Drunkenness	0	0	Theft From Motor Vehicle					
Family Offenses (Nonviolent)	0	4	Theft of Motor Vehicle Parts/Accessories					
Liquor Law Violations	4	1	All Other Larceny					
Peeping Tom	0	0	Motor Vehicle Theft					
Runaway	0	0	Stolen Property Offenses					
Trespass of Real Property	0	2	Crimes Against Society					
All Other Offenses	6	2	Drug/Narcotic Violations					
Total Group B	25	12	Drug Equipment Violations					
				Betting/Wagering				
				Operating/Promoting/Assisting Gambling				
				Gambling Equipment Violations				
				Sports Tampering				
				Pornography/Obscene Material				
				Prostitution				
				Assisting or Promoting Prostitution				
				Purchasing Prostitution				
				Weapon Law Violations				
				Animal Cruelty				
				106	50	25	18	

(*) Offenses are counted using the FBI Units of Count for Crime
 (**) The 'Arrests' column shows arrests made for incidents during the selected period, regardless of arrest date. Arrest counts for the same period may change over time.
 (***) Negligent Manslaughter now includes the killing of another person associated with driving under the influence, distracted driving (using a cell or smartphone), and reckless driving fatalities.

Lisbon Police Department – 2020

2020 Population Estimate		2,041		Offenses (*)		Arrests (**)	
				Reported	Cleared	Adult	Juvenile
Offense Overview				Group A Offenses			
				Crimes Against Persons (***)			
Offense Total	47	Murder and Nonnegligent Manslaughter				0	0
Number Cleared	5	Negligent Manslaughter				0	0
Percent Cleared	10.64%	Aggravated Assault		2	1	1	0
Group A Crimes per 100,000 population	2,302.8	Simple Assault		11	1	1	0
				Intimidation		2	0
				Stalking		2	0
				Kidnapping/Abduction		0	0
Arrest Overview				Rape			
Total Arrests	7	Sodomy		2		0	0
Adult Arrests	7	Sexual Assault With An Object				0	0
Juvenile Arrests	0	Fondling		1		0	0
Unknown Age	0	Incest				0	0
Arrests per 100,000 population	343.0	Statutory Rape				0	0
				Commercial Sex Acts		0	0
				Involuntary Servitude		0	0
Average number offenses/incident				Crimes Against Property			
1.15				Arson			
Domestic Incident Victims				Bribery			
		Reported	Cleared	0	0	0	0
Offense				0	0	0	0
Murder and Nonnegligent Manslaughter	0	0		2	1	1	0
Aggravated Assault	2	1		0	0	0	0
Simple Assault	6	1		0	0	0	0
Intimidation	0	0		11	0	0	0
Stalking	0	0		0	0	0	0
Rape	0	0		0	0	0	0
Sodomy	0	0		0	0	0	0
Sexual Assault With An Object	0	0		0	0	0	0
Fondling	0	0		0	0	0	0
Incest	0	0		0	0	0	0
Statutory Rape	0	0		0	0	0	0
Kidnapping/Abduction	0	0		0	0	0	0
Total	8	2		0	0	0	0
Group B Arrests				Identity Theft			
		Adult	Juvenile	0	0	0	0
Offense				0	0	0	0
Bad Checks	0	0		0	0	0	0
Curfew/Loitering/Vagrancy Violations	0	0		0	0	0	0
Disorderly Conduct	0	0		0	0	0	0
Driving Under the Influence	2	0		0	0	0	0
Drunkenness	0	0		0	0	0	0
Family Offenses (Nonviolent)	0	0		0	0	0	0
Liquor Law Violations	0	0		0	0	0	0
Peeping Tom	0	0		0	0	0	0
Runaway	0	0		0	0	0	0
Trespass of Real Property	0	0		0	0	0	0
All Other Offenses	1	0		0	0	0	0
Total Group B	3	0		0	0	0	0
				Crimes Against Society			
				Drug/Narcotic Violations		0	0
				Drug Equipment Violations		1	1
				Betting/Wagering		0	0
				Operating/Promoting/Assisting Gambling		0	0
				Gambling Equipment Violations		0	0
				Sports Tampering		0	0
				Pornography/Obscene Material		0	0
				Prostitution		0	0
				Assisting or Promoting Prostitution		0	0
				Purchasing Prostitution		0	0
				Weapon Law Violations		1	0
				Animal Cruelty		0	0
				Total Group A Offenses		47	5

(*) Offenses are counted using the FBI Units of Count for Crime
 (**) The 'Arrests' column shows arrests made for incidents during the selected period, regardless of arrest date. Arrest counts for the same period may change over time.
 (***) Negligent Manslaughter now includes the killing of another person associated with driving under the influence, distracted driving (using a cell or smartphone), and reckless driving fatalities.

Mandan Police Department – 2020

2020 Population Estimate		23,221	Offenses (*)		Arrests (**)		
Group A Offenses			Reported	Cleared	Adult	Juvenile	
Offense Overview			Crimes Against Persons (***)				
Offense Total	2,271	Murder and Nonnegligent Manslaughter	1	1	1	0	
Number Cleared	930	Negligent Manslaughter	1		0	0	
Percent Cleared	40.95%	Aggravated Assault	61	51	43	2	
Group A Crimes per 100,000 population	9,779.9	Simple Assault	249	149	111	10	
Arrest Overview			Intimidation	74	57	23	5
Total Arrests	994	Stalking	116	22	9	2	
Adult Arrests	848	Kidnapping/Abduction	2	2	0	0	
Juvenile Arrests	146	Rape	16	12	4	0	
Unknown Age	0	Sodomy			0	0	
Arrests per 100,000 population	4,280.6	Sexual Assault With An Object	1		0	0	
Average number offenses/incident	1.19	Fondling	49	24	9	3	
Domestic Incident Victims			Incest		0	0	
Offense	Reported	Cleared	Statutory Rape		0	0	
Murder and Nonnegligent Manslaughter	0	0	Commercial Sex Acts		0	0	
Aggravated Assault	34	33	Involuntary Servitude	1	1	0	0
Simple Assault	162	116	Crimes Against Property				
Intimidation	14	11	Arson	4	0	0	0
Stalking	29	11	Bribery	0	0	0	0
Rape	4	4	Burglary/Breaking & Entering	96	25	12	0
Sodomy	0	0	Counterfeiting/Forgery	59	19	8	0
Sexual Assault With An Object	0	0	Destruction/Damage/Vandalism of Property	225	48	16	8
Fondling	18	6	Embezzlement	1	0	0	0
Incest	0	0	Extortion/Blackmail	1	1	0	1
Statutory Rape	0	0	False Pretenses/Swindle/Confidence Game	32	25	21	1
Kidnapping/Abduction	2	2	Credit Card/Automated Teller Machine Fraud	16	7	2	0
Total	263	183	Impersonation	0	0	0	0
Group B Arrests			Welfare Fraud	5	0	0	0
Offense	Adult	Juvenile	Wire Fraud	17	0	0	0
Bad Checks	0	0	Identity Theft	63	14	10	0
Curfew/Loitering/Vagrancy Violations	0	7	Hacking/Computer Invasion	15	1	0	0
Disorderly Conduct	27	9	Robbery	4	3	6	2
Driving Under the Influence	70	0	Pocket-picking	0	0	0	0
Drunkenness	0	0	Purse-snatching	0	0	0	0
Family Offenses (Nonviolent)	10	41	Shoplifting	81	37	37	0
Liquor Law Violations	18	9	Theft From Building	12	5	3	0
Peeping Tom	0	0	Theft From Coin Operated Machine or Device	1	0	0	0
Runaway	0	0	Theft From Motor Vehicle	66	13	6	2
Trespass of Real Property	24	6	Theft of Motor Vehicle Parts/Accessories	6	0	0	0
All Other Offenses	103	10	All Other Larceny	523	130	112	2
Total Group B			Motor Vehicle Theft	118	31	15	6
			Stolen Property Offenses	32	20	12	2
			Crimes Against Society				
			Drug/Narcotic Violations	129	98	55	10
			Drug Equipment Violations	143	105	36	6
			Betting/Wagering	0	0	0	0
			Operating/Promoting/Assisting Gambling	0	0	0	0
			Gambling Equipment Violations	0	0	0	0
			Sports Tampering	0	0	0	0
			Pornography/Obscene Material	18	6	1	0
			Prostitution	0	0	0	0
			Assisting or Promoting Prostitution	0	0	0	0
			Purchasing Prostitution	0	0	0	0
			Weapon Law Violations	27	21	14	2
			Animal Cruelty	6	2	1	0
			Total Group A Offenses	2,271	930	567	64

(*) Offenses are counted using the FBI Units of Count for Crime
 (**) The 'Arrests' column shows arrests made for incidents during the selected period, regardless of arrest date. Arrest counts for the same period may change over time.
 (***) Negligent Manslaughter now includes the killing of another person associated with driving under the influence, distracted driving (using a cell or smartphone), and reckless driving fatalities.

Medora Police Department – 2020

2020 Population Estimate		131		Offenses (*)		Arrests (**)	
				Reported	Cleared	Adult	Juvenile
Offense Overview				Group A Offenses			
				Crimes Against Persons (***)			
Offense Total	0	Murder and Nonnegligent Manslaughter				0	0
Number Cleared	0	Negligent Manslaughter				0	0
Percent Cleared	0.00%	Aggravated Assault				0	0
Group A Crimes per 100,000 population	0.0	Simple Assault				0	0
		Intimidation				0	0
		Stalking				0	0
Arrest Overview		Kidnapping/Abduction				0	0
Total Arrests	0	Rape				0	0
Adult Arrests	0	Sodomy				0	0
Juvenile Arrests	0	Sexual Assault With An Object				0	0
Unknown Age	0	Fondling				0	0
Arrests per 100,000 population	0.0	Incest				0	0
		Statutory Rape				0	0
		Commercial Sex Acts				0	0
Average number offenses/incident	0.00	Involuntary Servitude				0	0
Domestic Incident Victims				Crimes Against Property			
Offense	Reported	Cleared		Arson	0	0	0
Murder and Nonnegligent Manslaughter	0	0		Bribery	0	0	0
Aggravated Assault	0	0		Burglary/Breaking & Entering	0	0	0
Simple Assault	0	0		Counterfeiting/Forgery	0	0	0
Intimidation	0	0		Destruction/Damage/Vandalism of Property	0	0	0
Stalking	0	0		Embezzlement	0	0	0
Rape	0	0		Extortion/Blackmail	0	0	0
Sodomy	0	0		False Pretenses/Swindle/Confidence Game	0	0	0
Sexual Assault With An Object	0	0		Credit Card/Automated Teller Machine Fraud	0	0	0
Fondling	0	0		Impersonation	0	0	0
Incest	0	0		Welfare Fraud	0	0	0
Statutory Rape	0	0		Wire Fraud	0	0	0
Kidnapping/Abduction	0	0		Identity Theft	0	0	0
Total	0	0		Hacking/Computer Invasion	0	0	0
				Robbery	0	0	0
				Pocket-picking	0	0	0
				Purse-snatching	0	0	0
				Shoplifting	0	0	0
Group B Arrests				Theft From Building	0	0	0
Offense	Adult	Juvenile		Theft From Coin Operated Machine or Device	0	0	0
Bad Checks	0	0		Theft From Motor Vehicle	0	0	0
Curfew/Loitering/Vagrancy Violations	0	0		Theft of Motor Vehicle Parts/Accessories	0	0	0
Disorderly Conduct	0	0		All Other Larceny	0	0	0
Driving Under the Influence	0	0		Motor Vehicle Theft	0	0	0
Drunkenness	0	0		Stolen Property Offenses	0	0	0
Family Offenses (Nonviolent)	0	0		Crimes Against Society			
Liquor Law Violations	0	0		Drug/Narcotic Violations	0	0	0
Peeping Tom	0	0		Drug Equipment Violations	0	0	0
Runaway	0	0		Betting/Wagering	0	0	0
Trespass of Real Property	0	0		Operating/Promoting/Assisting Gambling	0	0	0
All Other Offenses	0	0		Gambling Equipment Violations	0	0	0
Total Group B	0	0		Sports Tampering	0	0	0
				Pornography/Obscene Material	0	0	0
				Prostitution	0	0	0
				Assisting or Promoting Prostitution	0	0	0
				Purchasing Prostitution	0	0	0
				Weapon Law Violations	0	0	0
				Animal Cruelty	0	0	0
				Total Group A Offenses	0	0	0

(*) Offenses are counted using the FBI Units of Count for Crime
 (**) The 'Arrests' column shows arrests made during the selected period, regardless of incident date. Arrest counts may be higher than incident counts.
 (***) Negligent Manslaughter now includes the killing of another person associated with driving under the influence, distracted driving (using a cell or smartphone), and reckless driving fatalities.

Minot Police Department – 2020

2020 Population Estimate		48,108	Offenses (*)		Arrests (**)		
			Reported	Cleared	Adult	Juvenile	
Offense Overview			Group A Offenses				
Offense Total			Crimes Against Persons (***)				
Number Cleared	878		Murder and Nonnegligent Manslaughter	7	7	8	0
Percent Cleared	39.76%		Negligent Manslaughter	1		0	0
Group A Crimes per 100,000 population	4,589.7		Aggravated Assault	95	56	42	3
Arrest Overview			Simple Assault	263	155	103	19
Total Arrests	1,289		Intimidation	46	23	9	4
Adult Arrests	1,088		Stalking	33	8	3	1
Juvenile Arrests	201		Kidnapping/Abduction	10	6	0	0
Unknown Age	0		Rape	40	7	1	0
Arrests per 100,000 population	2,679.4		Sodomy	4	1	2	0
			Sexual Assault With An Object	3	1	0	0
			Fondling	33	8	3	0
			Incest			0	0
			Statutory Rape	1	1	0	0
			Commercial Sex Acts	1		0	0
			Involuntary Servitude			0	0
			Crimes Against Property				
			Arson	5	1	0	0
			Bribery	0	0	0	0
			Burglary/Breaking & Entering	146	22	14	1
			Counterfeiting/Forgery	51	13	7	0
			Destruction/Damage/Vandalism of Property	172	43	13	11
			Embezzlement	10	2	1	0
			Extortion/Blackmail	2	0	2	0
			False Pretenses/Swindle/Confidence Game	36	10	9	0
			Credit Card/Automated Teller Machine Fraud	20	1	0	0
			Impersonation	10	0	0	0
			Welfare Fraud	4	1	0	0
			Wire Fraud	3	0	0	0
			Identity Theft	135	4	2	1
			Hacking/Computer Invasion	1	0	0	0
			Robbery	9	5	3	1
			Pocket-picking	7	1	1	0
			Purse-snatching	6	1	0	0
			Shoplifting	141	84	67	9
			Theft From Building	53	1	1	0
			Theft From Coin Operated Machine or Device	4	0	0	0
			Theft From Motor Vehicle	118	9	4	5
			Theft of Motor Vehicle Parts/Accessories	12	1	0	1
			All Other Larceny	163	26	16	4
			Motor Vehicle Theft	156	32	14	7
			Stolen Property Offenses	41	25	16	1
			Crimes Against Society				
			Drug/Narcotic Violations	164	155	88	18
			Drug Equipment Violations	146	140	67	7
			Betting/Wagering	0	0	0	0
			Operating/Promoting/Assisting Gambling	0	0	0	0
			Gambling Equipment Violations	0	0	0	0
			Sports Tampering	0	0	0	0
			Pornography/Obscene Material	17	4	2	0
			Prostitution	0	0	0	0
			Assisting or Promoting Prostitution	0	0	0	0
			Purchasing Prostitution	0	0	0	0
			Weapon Law Violations	36	22	11	1
			Animal Cruelty	3	2	2	0
			Total Group A Offenses	2,208	878	511	94
Domestic Incident Victims							
Offense	Reported	Cleared					
Murder and Nonnegligent Manslaughter	2	2					
Aggravated Assault	47	32					
Simple Assault	139	107					
Intimidation	11	7					
Stalking	11	1					
Rape	10	5					
Sodomy	3	1					
Sexual Assault With An Object	1	1					
Fondling	5	1					
Incest	0	0					
Statutory Rape	0	0					
Kidnapping/Abduction	2	1					
Total	231	158					
Group B Arrests							
Offense	Adult	Juvenile					
Bad Checks	0	0					
Curfew/Loitering/Vagrancy Violations	0	0					
Disorderly Conduct	15	41					
Driving Under the Influence	293	4					
Drunkenness	0	0					
Family Offenses (Nonviolent)	11	0					
Liquor Law Violations	36	30					
Peeping Tom	0	0					
Runaway	0	0					
Trespass of Real Property	47	1					
All Other Offenses	175	31					
Total Group B	577	107					

(*) Offenses are counted using the FBI Units of Count for Crime
 (**) The 'Arrests' column shows arrests made for incidents during the selected period, regardless of arrest date. Arrest counts for the same period may change over time.
 (***) Negligent Manslaughter now includes the killing of another person associated with driving under the influence, distracted driving (using a cell or smartphone), and reckless driving fatalities.

Napoleon Police Department – 2020

2020 Population Estimate		747		Offenses (*)		Arrests (**)	
Offense Overview		Reported	Cleared	Adult	Juvenile		
Offense Total	40						
Number Cleared	37						
Percent Cleared	92.50%						
Group A Crimes per 100,000 population	5,354.8						
Arrest Overview							
Total Arrests	31						
Adult Arrests	30						
Juvenile Arrests	1						
Unknown Age	0						
Arrests per 100,000 population	4,149.9						
Average number offenses/incident	1.82						
Domestic Incident Victims				Crimes Against Property			
Offense	Reported	Cleared					
Murder and Nonnegligent Manslaughter	0	0		Arson	0	0	0
Aggravated Assault	0	0		Bribery	0	0	0
Simple Assault	2	2		Burglary/Breaking & Entering	0	0	0
Intimidation	4	4		Counterfeiting/Forgery	0	0	0
Stalking	0	0		Destruction/Damage/Vandalism of Property	2	1	1
Rape	0	0		Embezzlement	0	0	0
Sodomy	0	0		Extortion/Blackmail	0	0	0
Sexual Assault With An Object	0	0		False Pretenses/Swindle/Confidence Game	0	0	0
Fondling	0	0		Credit Card/Automated Teller Machine Fraud	0	0	0
Incest	0	0		Impersonation	1	1	1
Statutory Rape	0	0		Welfare Fraud	0	0	0
Kidnapping/Abduction	0	0		Wire Fraud	0	0	0
Total	6	6		Identity Theft	0	0	0
Group B Arrests				Hacking/Computer Invasion	0	0	0
Offense	Adult	Juvenile		Robbery	0	0	0
Bad Checks	0	0		Pocket-picking	0	0	0
Curfew/Loitering/Vagrancy Violations	0	0		Purse-snatching	0	0	0
Disorderly Conduct	0	0		Shoplifting	0	0	0
Driving Under the Influence	3	0		Theft From Building	0	0	0
Drunkenness	0	0		Theft From Coin Operated Machine or Device	0	0	0
Family Offenses (Nonviolent)	0	1		Theft From Motor Vehicle	1	1	1
Liquor Law Violations	1	0		Theft of Motor Vehicle Parts/Accessories	0	0	0
Peeping Tom	0	0		All Other Larceny	5	3	3
Runaway	0	0		Motor Vehicle Theft	0	0	0
Trespass of Real Property	0	0		Stolen Property Offenses	1	1	0
All Other Offenses	4	0		Crimes Against Society			
Total Group B	8	1		Drug/Narcotic Violations	9	9	10
(*) Offenses are counted using the FBI Units of Count for Crime				Drug Equipment Violations	11	11	1
(**) The 'Arrests' column shows arrests made for incidents during the selected period, regardless of arrest date. Arrest counts for the same period may change over time.				Betting/Wagering	0	0	0
(***) Negligent Manslaughter now includes the killing of another person associated with driving under the influence, distracted driving (using a cell or smartphone), and reckless driving fatalities.				Operating/Promoting/Assisting Gambling	0	0	0
				Gambling Equipment Violations	0	0	0
				Sports Tampering	0	0	0
				Pornography/Obscene Material	0	0	0
				Prostitution	0	0	0
				Assisting or Promoting Prostitution	0	0	0
				Purchasing Prostitution	0	0	0
				Weapon Law Violations	2	2	1
				Animal Cruelty	0	0	0
				Total Group A Offenses	40	37	22

ND State College of Science PD – 2020

2020 Population Estimate		N/A	Offenses (*)		Arrests (**)	
Offense Overview			Reported	Cleared	Adult	Juvenile
Offense Total	19	Group A Offenses				
Number Cleared	5	Crimes Against Persons (***)				
Percent Cleared	26.32%	Murder and Nonnegligent Manslaughter			0	0
Group A Crimes per 100,000 population	N/A	Negligent Manslaughter			0	0
		Aggravated Assault			0	0
		Simple Assault			0	0
		Intimidation			0	0
		Stalking	1		0	0
		Kidnapping/Abduction			0	0
Total Arrests	7	Rape			0	0
Adult Arrests	7	Sodomy			0	0
Juvenile Arrests	0	Sexual Assault With An Object			0	0
Unknown Age	0	Fondling			0	0
Arrests per 100,000 population	N/A	Incest			0	0
		Statutory Rape			0	0
		Commercial Sex Acts			0	0
Average number offenses/incident	1.12	Involuntary Servitude			0	0
Domestic Incident Victims			Crimes Against Property			
Offense	Reported	Cleared				
Murder and Nonnegligent Manslaughter	0	0	Arson	0	0	0
Aggravated Assault	0	0	Bribery	0	0	0
Simple Assault	0	0	Burglary/Breaking & Entering	0	0	0
Intimidation	0	0	Counterfeiting/Forgery	0	0	0
Stalking	0	0	Destruction/Damage/Vandalism of Property	6	2	2
Rape	0	0	Embezzlement	0	0	0
Sodomy	0	0	Extortion/Blackmail	0	0	0
Sexual Assault With An Object	0	0	False Pretenses/Swindle/Confidence Game	0	0	0
Fondling	0	0	Credit Card/Automated Teller Machine Fraud	0	0	0
Incest	0	0	Impersonation	0	0	0
Statutory Rape	0	0	Welfare Fraud	0	0	0
Kidnapping/Abduction	0	0	Wire Fraud	0	0	0
Total	0	0	Identity Theft	0	0	0
			Hacking/Computer Invasion	0	0	0
			Robbery	0	0	0
			Pocket-picking	0	0	0
			Purse-snatching	0	0	0
			Shoplifting	0	0	0
			Theft From Building	0	0	0
			Theft From Coin Operated Machine or Device	0	0	0
			Theft From Motor Vehicle	5	1	1
			Theft of Motor Vehicle Parts/Accessories	2	0	0
			All Other Larceny	2	0	0
			Motor Vehicle Theft	2	1	0
			Stolen Property Offenses	0	0	0
			Crimes Against Society			
			Drug/Narcotic Violations	1	1	1
			Drug Equipment Violations	0	0	0
			Betting/Wagering	0	0	0
			Operating/Promoting/Assisting Gambling	0	0	0
			Gambling Equipment Violations	0	0	0
			Sports Tampering	0	0	0
			Pornography/Obscene Material	0	0	0
			Prostitution	0	0	0
			Assisting or Promoting Prostitution	0	0	0
			Purchasing Prostitution	0	0	0
			Weapon Law Violations	0	0	0
			Animal Cruelty	0	0	0
			Total Group A Offenses	19	5	4
Group B Arrests						
Offense	Adult	Juvenile				
Bad Checks	0	0				
Curfew/Loitering/Vagrancy Violations	0	0				
Disorderly Conduct	1	0				
Driving Under the Influence	1	0				
Drunkenness	0	0				
Family Offenses (Nonviolent)	0	0				
Liquor Law Violations	0	0				
Peeping Tom	0	0				
Runaway	0	0				
Trespass of Real Property	0	0				
All Other Offenses	1	0				
Total Group B	3	0				

(*) Offenses are counted using the FBI Units of Count for Crime
 (**) The 'Arrests' column shows arrests made during the selected period, regardless of incident date. Arrest counts may be higher than incident counts.
 (***) Negligent Manslaughter now includes the killing of another person associated with driving under the influence, distracted driving (using a cell or smartphone), and reckless driving fatalities.

ND State University PD – 2020

2020 Population Estimate		N/A	Offenses (*)		Arrests (**)	
Offense Overview			Reported	Cleared	Adult	Juvenile
Offense Total	105	Group A Offenses				
Number Cleared	4	Crimes Against Persons (***)				
Percent Cleared	3.81%	Murder and Nonnegligent Manslaughter			0	0
Group A Crimes per 100,000 population	N/A	Negligent Manslaughter			0	0
		Aggravated Assault	1		0	0
		Simple Assault	1	1	1	0
		Intimidation			0	0
		Stalking			0	0
		Kidnapping/Abduction			0	0
		Rape	1		0	0
		Sodomy			0	0
		Sexual Assault With An Object			0	0
		Fondling	1		0	0
		Incest			0	0
		Statutory Rape			0	0
		Commercial Sex Acts			0	0
		Involuntary Servitude			0	0
		Crimes Against Property				
		Arson	0	0	0	0
		Bribery	0	0	0	0
		Burglary/Breaking & Entering	3	0	0	0
		Counterfeiting/Forgery	1	0	0	0
		Destruction/Damage/Vandalism of Property	15	0	0	0
		Embezzlement	0	0	0	0
		Extortion/Blackmail	0	0	0	0
		False Pretenses/Swindle/Confidence Game	9	0	0	0
		Credit Card/Automated Teller Machine Fraud	1	0	0	0
		Impersonation	0	0	0	0
		Welfare Fraud	0	0	0	0
		Wire Fraud	0	0	0	0
		Identity Theft	0	0	0	0
		Hacking/Computer Invasion	1	0	0	0
		Robbery	0	0	0	0
		Pocket-picking	0	0	0	0
		Purse-snatching	0	0	0	0
		Shoplifting	0	0	0	0
		Theft From Building	0	0	0	0
		Theft From Coin Operated Machine or Device	0	0	0	0
		Theft From Motor Vehicle	4	0	0	0
		Theft of Motor Vehicle Parts/Accessories	1	0	0	0
		All Other Larceny	49	0	0	0
		Motor Vehicle Theft	1	0	0	0
		Stolen Property Offenses	0	0	0	0
		Crimes Against Society				
		Drug/Narcotic Violations	7	2	2	0
		Drug Equipment Violations	8	1	1	0
		Betting/Wagering	0	0	0	0
		Operating/Promoting/Assisting Gambling	0	0	0	0
		Gambling Equipment Violations	0	0	0	0
		Sports Tampering	0	0	0	0
		Pornography/Obscene Material	1	0	0	0
		Prostitution	0	0	0	0
		Assisting or Promoting Prostitution	0	0	0	0
		Purchasing Prostitution	0	0	0	0
		Weapon Law Violations	0	0	0	0
		Animal Cruelty	0	0	0	0
		Total Group A Offenses	105	4	4	0
Average number offenses/incident		1.07				
Domestic Incident Victims						
Offense	Reported	Cleared				
Murder and Nonnegligent Manslaughter	0	0				
Aggravated Assault	0	0				
Simple Assault	0	0				
Intimidation	0	0				
Stalking	0	0				
Rape	0	0				
Sodomy	0	0				
Sexual Assault With An Object	0	0				
Fondling	0	0				
Incest	0	0				
Statutory Rape	0	0				
Kidnapping/Abduction	0	0				
Total	0	0				
Group B Arrests						
Offense	Adult	Juvenile				
Bad Checks	0	0				
Curfew/Loitering/Vagrancy Violations	0	0				
Disorderly Conduct	0	0				
Driving Under the Influence	4	0				
Drunkenness	0	0				
Family Offenses (Nonviolent)	0	0				
Liquor Law Violations	26	0				
Peeping Tom	0	0				
Runaway	0	0				
Trespass of Real Property	0	0				
All Other Offenses	0	0				
Total Group B	30	0				

(*) Offenses are counted using the FBI Units of Count for Crime
 (**) The 'Arrests' column shows arrests made during the selected period, regardless of incident date. Arrest counts may be higher than incident counts.
 (***) Negligent Manslaughter now includes the killing of another person associated with driving under the influence, distracted driving (using a cell or smartphone), and reckless driving fatalities.

New Town Police Department – 2020

2020 Population Estimate		2,677		Offenses (*)		Arrests (**)	
				Reported	Cleared	Adult	Juvenile
Offense Overview				Group A Offenses			
Offense Total				Crimes Against Persons (***)			
Offense Total	87	Murder and Nonnegligent Manslaughter				0	0
Number Cleared	51	Negligent Manslaughter				0	0
Percent Cleared	58.62%	Aggravated Assault		1	1	0	0
Group A Crimes per 100,000 population	3,249.9	Simple Assault		8	4	4	0
				Intimidation		6	2
				Stalking			0
				Kidnapping/Abduction			0
Arrest Overview				Rape		1	1
Total Arrests	75	Sodomy				0	0
Adult Arrests	74	Sexual Assault With An Object				0	0
Juvenile Arrests	1	Fondling				0	0
Unknown Age	0	Incest				0	0
Arrests per 100,000 population	2,801.6	Statutory Rape				0	0
				Commercial Sex Acts			0
				Involuntary Servitude			0
Average number offenses/incident				Crimes Against Property			
				Arson		0	0
				Bribery		0	0
				Burglary/Breaking & Entering		0	0
				Counterfeiting/Forgery		0	0
				Destruction/Damage/Vandalism of Property		4	1
				Embezzlement		0	0
				Extortion/Blackmail		0	0
				False Pretenses/Swindle/Confidence Game		3	3
				Credit Card/Automated Teller Machine Fraud		0	0
				Impersonation		0	0
				Welfare Fraud		0	0
				Wire Fraud		0	0
				Identity Theft		0	0
				Hacking/Computer Invasion		0	0
				Robbery		0	0
				Pocket-picking		0	0
				Purse-snatching		0	0
				Shoplifting		2	1
				Theft From Building		1	0
				Theft From Coin Operated Machine or Device		0	0
				Theft From Motor Vehicle		1	0
				Theft of Motor Vehicle Parts/Accessories		1	0
				All Other Larceny		4	1
				Motor Vehicle Theft		1	0
				Stolen Property Offenses		0	0
				Crimes Against Society			
				Drug/Narcotic Violations		22	16
				Drug Equipment Violations		31	21
				Betting/Wagering		0	0
				Operating/Promoting/Assisting Gambling		0	0
				Gambling Equipment Violations		0	0
				Sports Tampering		0	0
				Pornography/Obscene Material		0	0
				Prostitution		0	0
				Assisting or Promoting Prostitution		0	0
				Purchasing Prostitution		0	0
				Weapon Law Violations		1	0
				Animal Cruelty		0	0
				Total Group A Offenses		87	51
						38	1

Domestic Incident Victims		
Offense	Reported	Cleared
Murder and Nonnegligent Manslaughter	0	0
Aggravated Assault	0	0
Simple Assault	5	3
Intimidation	4	1
Stalking	0	0
Rape	0	0
Sodomy	0	0
Sexual Assault With An Object	0	0
Fondling	0	0
Incest	0	0
Statutory Rape	0	0
Kidnapping/Abduction	0	0
Total	9	4

Group B Arrests		
Offense	Adult	Juvenile
Bad Checks	0	0
Curfew/Loitering/Vagrancy Violations	0	0
Disorderly Conduct	2	0
Driving Under the Influence	19	0
Drunkenness	0	0
Family Offenses (Nonviolent)	0	0
Liquor Law Violations	1	0
Peeping Tom	0	0
Runaway	0	0
Trespass of Real Property	0	0
All Other Offenses	14	0
Total Group B	36	0

(*) Offenses are counted using the FBI Units of Count for Crime
 (**) The 'Arrests' column shows arrests made for incidents during the selected period, regardless of arrest date. Arrest counts for the same period may change over time.
 (***) Negligent Manslaughter now includes the killing of another person associated with driving under the influence, distracted driving (using a cell or smartphone), and reckless driving fatalities.

Northwood Police Department – 2020

2020 Population Estimate		890		Offenses (*)		Arrests (**)	
				Reported	Cleared	Adult	Juvenile
Offense Overview							
Offense Total		14					
Number Cleared		5					
Percent Cleared		35.71%					
Group A Crimes per 100,000 population		1,573.0					
Arrest Overview							
Total Arrests		5					
Adult Arrests		5					
Juvenile Arrests		0					
Unknown Age		0					
Arrests per 100,000 population		561.8					
Average number offenses/incident		1.17					
Domestic Incident Victims							
Offense		Reported	Cleared				
Murder and Nonnegligent Manslaughter		0	0				
Aggravated Assault		0	0				
Simple Assault		0	0				
Intimidation		0	0				
Stalking		0	0				
Rape		0	0				
Sodomy		0	0				
Sexual Assault With An Object		0	0				
Fondling		0	0				
Incest		0	0				
Statutory Rape		0	0				
Kidnapping/Abduction		0	0				
Total		0	0				
Group B Arrests							
Offense		Adult	Juvenile				
Bad Checks		0	0				
Curfew/Loitering/Vagrancy Violations		0	0				
Disorderly Conduct		0	0				
Driving Under the Influence		2	0				
Drunkenness		0	0				
Family Offenses (Nonviolent)		0	0				
Liquor Law Violations		0	0				
Peeping Tom		0	0				
Runaway		0	0				
Trespass of Real Property		0	0				
All Other Offenses		0	0				
Total Group B		2	0				
(*) Offenses are counted using the FBI Units of Count for Crime							
(**) The 'Arrests' column shows arrests made during the selected period, regardless of incident date. Arrest counts may be higher than incident counts.							
(***) Negligent Manslaughter now includes the killing of another person associated with driving under the influence, distracted driving (using a cell or smartphone), and reckless driving fatalities.							
Group A Offenses							
Crimes Against Persons (***)							
Murder and Nonnegligent Manslaughter						0	0
Negligent Manslaughter						0	0
Aggravated Assault						0	0
Simple Assault				1	1	0	0
Intimidation						0	0
Stalking						0	0
Kidnapping/Abduction						0	0
Rape						0	0
Sodomy						0	0
Sexual Assault With An Object						0	0
Fondling				1		0	0
Incest						0	0
Statutory Rape						0	0
Commercial Sex Acts						0	0
Involuntary Servitude						0	0
Crimes Against Property							
Arson				0	0	0	0
Bribery				0	0	0	0
Burglary/Breaking & Entering				1	1	1	0
Counterfeiting/Forgery				0	0	0	0
Destruction/Damage/Vandalism of Property				0	0	0	0
Embezzlement				0	0	0	0
Extortion/Blackmail				0	0	0	0
False Pretenses/Swindle/Confidence Game				1	1	1	0
Credit Card/Automated Teller Machine Fraud				2	0	0	0
Impersonation				0	0	0	0
Welfare Fraud				0	0	0	0
Wire Fraud				2	0	0	0
Identity Theft				1	0	0	0
Hacking/Computer Invasion				0	0	0	0
Robbery				0	0	0	0
Pocket-picking				0	0	0	0
Purse-snatching				0	0	0	0
Shoplifting				0	0	0	0
Theft From Building				1	0	0	0
Theft From Coin Operated Machine or Device				0	0	0	0
Theft From Motor Vehicle				0	0	0	0
Theft of Motor Vehicle Parts/Accessories				1	0	0	0
All Other Larceny				1	0	0	0
Motor Vehicle Theft				0	0	0	0
Stolen Property Offenses				0	0	0	0
Crimes Against Society							
Drug/Narcotic Violations				1	1	1	0
Drug Equipment Violations				1	1	0	0
Betting/Wagering				0	0	0	0
Operating/Promoting/Assisting Gambling				0	0	0	0
Gambling Equipment Violations				0	0	0	0
Sports Tampering				0	0	0	0
Pornography/Obscene Material				0	0	0	0
Prostitution				0	0	0	0
Assisting or Promoting Prostitution				0	0	0	0
Purchasing Prostitution				0	0	0	0
Weapon Law Violations				0	0	0	0
Animal Cruelty				0	0	0	0
Total Group A Offenses				14	5	3	0

Oakes Police Department – 2020

2020 Population Estimate		1,685		Offenses (*)		Arrests (**)	
				Reported	Cleared	Adult	Juvenile
Offense Overview				Group A Offenses			
				Crimes Against Persons (***)			
Offense Total	25	Murder and Nonnegligent Manslaughter				0	0
Number Cleared	14	Negligent Manslaughter				0	0
Percent Cleared	56.00%	Aggravated Assault		1	1	1	0
Group A Crimes per 100,000 population	1,483.7	Simple Assault		8	5	3	0
				Intimidation		0	0
				Stalking		1	0
				Kidnapping/Abduction		0	0
				Rape		0	0
Arrest Overview				Sodomy		0	0
Total Arrests	18	Sexual Assault With An Object				0	0
Adult Arrests	18	Fondling				0	0
Juvenile Arrests	0	Incest				0	0
Unknown Age	0	Statutory Rape				0	0
Arrests per 100,000 population	1,068.2	Commercial Sex Acts				0	0
				Involuntary Servitude		0	0
				Crimes Against Property			
Domestic Incident Victims				Arson		0	0
				Bribery		0	0
Offense	Reported	Cleared	Burglary/Breaking & Entering		1	0	0
Murder and Nonnegligent Manslaughter	0	0	Counterfeiting/Forgery		1	1	1
Aggravated Assault	1	1	Destruction/Damage/Vandalism of Property		0	0	0
Simple Assault	5	4	Embezzlement		0	0	0
Intimidation	0	0	Extortion/Blackmail		0	0	0
Stalking	1	0	False Pretenses/Swindle/Confidence Game		2	1	0
Rape	0	0	Credit Card/Automated Teller Machine Fraud		0	0	0
Sodomy	0	0	Impersonation		0	0	0
Sexual Assault With An Object	0	0	Welfare Fraud		0	0	0
Fondling	0	0	Wire Fraud		0	0	0
Incest	0	0	Identity Theft		0	0	0
Statutory Rape	0	0	Hacking/Computer Invasion		0	0	0
Kidnapping/Abduction	0	0	Robbery		0	0	0
Total	7	5	Pocket-picking		0	0	0
Group B Arrests				Purse-snatching		0	0
Offense	Adult	Juvenile	Shoplifting		0	0	0
Bad Checks	0	0	Theft From Building		0	0	0
Curfew/Loitering/Vagrancy Violations	0	0	Theft From Coin Operated Machine or Device		0	0	0
Disorderly Conduct	0	0	Theft From Motor Vehicle		0	0	0
Driving Under the Influence	7	0	Theft of Motor Vehicle Parts/Accessories		0	0	0
Drunkenness	0	0	All Other Larceny		0	0	0
Family Offenses (Nonviolent)	0	0	Motor Vehicle Theft		0	0	0
Liquor Law Violations	1	0	Stolen Property Offenses		0	0	0
Peeping Tom	0	0	Crimes Against Society				
Runaway	0	0	Drug/Narcotic Violations		5	3	2
Trespass of Real Property	0	0	Drug Equipment Violations		6	3	2
All Other Offenses	1	0	Betting/Wagering		0	0	0
Total Group B	9	0	Operating/Promoting/Assisting Gambling		0	0	0
				Gambling Equipment Violations		0	0
				Sports Tampering		0	0
				Pornography/Obscene Material		0	0
				Prostitution		0	0
				Assisting or Promoting Prostitution		0	0
				Purchasing Prostitution		0	0
				Weapon Law Violations		0	0
				Animal Cruelty		0	0
				Total Group A Offenses		25	14
						9	0

(*) Offenses are counted using the FBI Units of Count for Crime
 (**) The 'Arrests' column shows arrests made for incidents during the selected period, regardless of arrest date. Arrest counts for the same period may change over time.

(***) Negligent Manslaughter now includes the killing of another person associated with driving under the influence, distracted driving (using a cell or smartphone), and reckless driving fatalities.

Powers Lake Police Department – 2020

2020 Population Estimate		285	Offenses (*)		Arrests (**)	
			Reported	Cleared	Adult	Juvenile
Offense Overview			Group A Offenses			
			Crimes Against Persons (***)			
Offense Total	3				0	0
Number Cleared	2				0	0
Percent Cleared	66.67%				0	0
Group A Crimes per 100,000 population	1,052.6				0	0
Arrest Overview						
Total Arrests	2				0	0
Adult Arrests	2				0	0
Juvenile Arrests	0				0	0
Unknown Age	0				0	0
Arrests per 100,000 population	701.8				0	0
Average number offenses/incident	1.50				0	0
Domestic Incident Victims			Crimes Against Property			
Offense	Reported	Cleared				
Murder and Nonnegligent Manslaughter	0	0	Arson	0	0	0
Aggravated Assault	0	0	Bribery	0	0	0
Simple Assault	0	0	Burglary/Breaking & Entering	0	0	0
Intimidation	0	0	Counterfeiting/Forgery	0	0	0
Stalking	0	0	Destruction/Damage/Vandalism of Property	0	0	0
Rape	0	0	Embezzlement	0	0	0
Sodomy	0	0	Extortion/Blackmail	0	0	0
Sexual Assault With An Object	0	0	False Pretenses/Swindle/Confidence Game	0	0	0
Fondling	0	0	Credit Card/Automated Teller Machine Fraud	0	0	0
Incest	0	0	Impersonation	0	0	0
Statutory Rape	0	0	Welfare Fraud	0	0	0
Kidnapping/Abduction	0	0	Wire Fraud	0	0	0
Total	0	0	Identity Theft	0	0	0
			Hacking/Computer Invasion	0	0	0
Group B Arrests			Robbery	0	0	0
Offense	Adult	Juvenile	Pocket-picking	0	0	0
Bad Checks	0	0	Purse-snatching	0	0	0
Curfew/Loitering/Vagrancy Violations	0	0	Shoplifting	0	0	0
Disorderly Conduct	0	0	Theft From Building	0	0	0
Driving Under the Influence	0	0	Theft From Coin Operated Machine or Device	0	0	0
Drunkenness	0	0	Theft From Motor Vehicle	1	0	0
Family Offenses (Nonviolent)	0	0	Theft of Motor Vehicle Parts/Accessories	0	0	0
Liquor Law Violations	0	0	All Other Larceny	0	0	0
Peeping Tom	0	0	Motor Vehicle Theft	0	0	0
Runaway	0	0	Stolen Property Offenses	0	0	0
Trespass of Real Property	0	0	Crimes Against Society			
All Other Offenses	1	0	Drug/Narcotic Violations	1	1	1
Total Group B	1	0	Drug Equipment Violations	1	1	0
			Betting/Wagering	0	0	0
			Operating/Promoting/Assisting Gambling	0	0	0
			Gambling Equipment Violations	0	0	0
			Sports Tampering	0	0	0
			Pornography/Obscene Material	0	0	0
			Prostitution	0	0	0
			Assisting or Promoting Prostitution	0	0	0
			Purchasing Prostitution	0	0	0
			Weapon Law Violations	0	0	0
			Animal Cruelty	0	0	0
			Total Group A Offenses	3	2	1

(*) Offenses are counted using the FBI Units of Count for Crime
 (**) The 'Arrests' column shows arrests made during the selected period, regardless of incident date. Arrest counts may be higher than incident counts.
 (***) Negligent Manslaughter now includes the killing of another person associated with driving under the influence, distracted driving (using a cell or smartphone), and reckless driving fatalities.

Ray Police Department – 2020

2020 Population Estimate		945		Offenses (*)		Arrests (**)		
				Reported	Cleared	Adult	Juvenile	
Offense Overview				Group A Offenses				
Offense Total	5			Crimes Against Persons (***)				
Number Cleared	0			Murder and Nonnegligent Manslaughter				
Percent Cleared	0.00%			Negligent Manslaughter				
Group A Crimes per 100,000 population	529.1			Aggravated Assault				
				Simple Assault				
				Intimidation				
				Stalking				
				Kidnapping/Abduction				
Arrest Overview				Rape				
Total Arrests	1			Sodomy				
Adult Arrests	1			Sexual Assault With An Object				
Juvenile Arrests	0			Fondling				
Unknown Age	0			Incest				
Arrests per 100,000 population	105.8			Statutory Rape				
				Commercial Sex Acts				
				Involuntary Servitude				
Average number offenses/incident	1.25			Crimes Against Property				
Domestic Incident Victims				Arson				
Offense	Reported	Cleared			Bribery			
Murder and Nonnegligent Manslaughter	0	0			Burglary/Breaking & Entering			
Aggravated Assault	0	0			Counterfeiting/Forgery			
Simple Assault	0	0			Destruction/Damage/Vandalism of Property			
Intimidation	0	0			Embezzlement			
Stalking	0	0			Extortion/Blackmail			
Rape	0	0			False Pretenses/Swindle/Confidence Game			
Sodomy	0	0			Credit Card/Automated Teller Machine Fraud			
Sexual Assault With An Object	0	0			Impersonation			
Fondling	0	0			Welfare Fraud			
Incest	0	0			Wire Fraud			
Statutory Rape	0	0			Identity Theft			
Kidnapping/Abduction	0	0			Hacking/Computer Invasion			
Total	0	0			Robbery			
Group B Arrests				Pocket-picking				
Offense	Adult	Juvenile			Purse-snatching			
Bad Checks	0	0			Shoplifting			
Curfew/Loitering/Vagrancy Violations	0	0			Theft From Building			
Disorderly Conduct	0	0			Theft From Coin Operated Machine or Device			
Driving Under the Influence	0	0			Theft From Motor Vehicle			
Drunkenness	0	0			Theft of Motor Vehicle Parts/Accessories			
Family Offenses (Nonviolent)	0	0			All Other Larceny			
Liquor Law Violations	0	0			Motor Vehicle Theft			
Peeping Tom	0	0			Stolen Property Offenses			
Runaway	0	0			Crimes Against Society			
Trespass of Real Property	0	0			Drug/Narcotic Violations			
All Other Offenses	1	0			Drug Equipment Violations			
Total Group B	1	0			Betting/Wagering			
				Operating/Promoting/Assisting Gambling				
				Gambling Equipment Violations				
				Sports Tampering				
				Pornography/Obscene Material				
				Prostitution				
				Assisting or Promoting Prostitution				
				Purchasing Prostitution				
				Weapon Law Violations				
				Animal Cruelty				
				Total Group A Offenses				

(*) Offenses are counted using the FBI Units of Count for Crime
 (**) The 'Arrests' column shows arrests made during the selected period, regardless of incident date. Arrest counts may be higher than incident counts.
 (***) Negligent Manslaughter now includes the killing of another person associated with driving under the influence, distracted driving (using a cell or smartphone), and reckless driving fatalities.

Rolette Police Department – 2020

2020 Population Estimate		592		Offenses (*)		Arrests (**)	
Group A Offenses				Reported	Cleared	Adult	Juvenile
Offense Overview				Crimes Against Persons (***)			
Offense Total	14	Murder and Nonnegligent Manslaughter				0	0
Number Cleared	13	Negligent Manslaughter				0	0
Percent Cleared	92.86%	Aggravated Assault		1	1	1	0
Group A Crimes per 100,000 population	2,364.9	Simple Assault		1	1	1	0
		Intimidation				0	0
		Stalking				0	0
		Kidnapping/Abduction				0	0
		Rape				0	0
		Sodomy				0	0
		Sexual Assault With An Object				0	0
		Fondling				0	0
		Incest				0	0
		Statutory Rape				0	0
		Commercial Sex Acts				0	0
		Involuntary Servitude				0	0
Arrest Overview				Crimes Against Property			
Total Arrests	18	Arson		1	1	1	0
Adult Arrests	18	Bribery		0	0	0	0
Juvenile Arrests	0	Burglary/Breaking & Entering		0	0	0	0
Unknown Age	0	Counterfeiting/Forgery		2	2	2	0
Arrests per 100,000 population	3,040.5	Destruction/Damage/Vandalism of Property		2	2	2	0
		Embezzlement		0	0	0	0
		Extortion/Blackmail		0	0	0	0
		False Pretenses/Swindle/Confidence Game		0	0	0	0
		Credit Card/Automated Teller Machine Fraud		0	0	0	0
		Impersonation		0	0	0	0
		Welfare Fraud		0	0	0	0
		Wire Fraud		0	0	0	0
		Identity Theft		0	0	0	0
		Hacking/Computer Invasion		0	0	0	0
		Robbery		0	0	0	0
		Pocket-picking		0	0	0	0
		Purse-snatching		0	0	0	0
		Shoplifting		0	0	0	0
		Theft From Building		2	1	1	0
		Theft From Coin Operated Machine or Device		0	0	0	0
		Theft From Motor Vehicle		1	1	0	0
		Theft of Motor Vehicle Parts/Accessories		0	0	0	0
		All Other Larceny		0	0	0	0
		Motor Vehicle Theft		1	1	0	0
		Stolen Property Offenses		0	0	0	0
Average number offenses/incident				Crimes Against Society			
	1.40	Drug/Narcotic Violations		1	1	1	0
		Drug Equipment Violations		1	1	0	0
		Betting/Wagering		0	0	0	0
		Operating/Promoting/Assisting Gambling		0	0	0	0
		Gambling Equipment Violations		0	0	0	0
		Sports Tampering		0	0	0	0
		Pornography/Obscene Material		0	0	0	0
		Prostitution		0	0	0	0
		Assisting or Promoting Prostitution		0	0	0	0
		Purchasing Prostitution		0	0	0	0
		Weapon Law Violations		1	1	1	0
		Animal Cruelty		0	0	0	0
Domestic Incident Victims				Total Group A Offenses			
Offense	Reported	Cleared		14	13	10	0
Murder and Nonnegligent Manslaughter	0	0					
Aggravated Assault	1	1					
Simple Assault	0	0					
Intimidation	0	0					
Stalking	0	0					
Rape	0	0					
Sodomy	0	0					
Sexual Assault With An Object	0	0					
Fondling	0	0					
Incest	0	0					
Statutory Rape	0	0					
Kidnapping/Abduction	0	0					
Total	1	1					
Group B Arrests							
Offense	Adult	Juvenile					
Bad Checks	0	0					
Curfew/Loitering/Vagrancy Violations	0	0					
Disorderly Conduct	5	0					
Driving Under the Influence	1	0					
Drunkenness	0	0					
Family Offenses (Nonviolent)	0	0					
Liquor Law Violations	1	0					
Peeping Tom	0	0					
Runaway	0	0					
Trespass of Real Property	0	0					
All Other Offenses	1	0					
Total Group B	8	0					

(*) Offenses are counted using the FBI Units of Count for Crime
 (**) The 'Arrests' column shows arrests made for incidents during the selected period, regardless of arrest date. Arrest counts for the same period may change over time.
 (***) Negligent Manslaughter now includes the killing of another person associated with driving under the influence, distracted driving (using a cell or smartphone), and reckless driving fatalities.

Rolla Police Department – 2020

2020 Population Estimate		1,249	Offenses (*)		Arrests (**)																							
Offense Overview			Reported	Cleared	Adult	Juvenile																						
Offense Total	105																											
Number Cleared	29																											
Percent Cleared	27.62%																											
Group A Crimes per 100,000 population	8,406.7																											
Arrest Overview																												
Total Arrests	41																											
Adult Arrests	40																											
Juvenile Arrests	1																											
Unknown Age	0																											
Arrests per 100,000 population	3,282.6																											
Average number offenses/incident	1.08																											
Domestic Incident Victims			Crimes Against Property		Crimes Against Society																							
Offense	Reported	Cleared	Arson	Bribery	Burglary/Breaking & Entering	Counterfeiting/Forgery	Destruction/Damage/Vandalism of Property	Embezzlement	Extortion/Blackmail	False Pretenses/Swindle/Confidence Game	Credit Card/Automated Teller Machine Fraud	Impersonation	Welfare Fraud	Wire Fraud	Identity Theft	Hacking/Computer Invasion	Robbery	Pocket-picking	Purse-snatching	Shoplifting	Theft From Building	Theft From Coin Operated Machine or Device	Theft From Motor Vehicle	Theft of Motor Vehicle Parts/Accessories	All Other Larceny	Motor Vehicle Theft	Stolen Property Offenses	
Murder and Nonnegligent Manslaughter	0	0	0	0	10	4	8	0	0	2	5	0	0	0	0	0	0	0	0	0	7	3	0	1	0	29	13	2
Aggravated Assault	1	1	0	0	0	0	0	0	0	0	0	0	0	0	0	0	0	0	0	0	0	0	0	0	0	0	0	0
Simple Assault	11	4	0	0	0	0	0	0	0	0	0	0	0	0	0	0	0	0	0	0	0	0	0	0	0	0	0	0
Intimidation	0	0	0	0	0	0	0	0	0	0	0	0	0	0	0	0	0	0	0	0	0	0	0	0	0	0	0	0
Stalking	0	0	0	0	0	0	0	0	0	0	0	0	0	0	0	0	0	0	0	0	0	0	0	0	0	0	0	0
Rape	0	0	0	0	0	0	0	0	0	0	0	0	0	0	0	0	0	0	0	0	0	0	0	0	0	0	0	0
Sodomy	0	0	0	0	0	0	0	0	0	0	0	0	0	0	0	0	0	0	0	0	0	0	0	0	0	0	0	0
Sexual Assault With An Object	0	0	0	0	0	0	0	0	0	0	0	0	0	0	0	0	0	0	0	0	0	0	0	0	0	0	0	0
Fondling	0	0	0	0	0	0	0	0	0	0	0	0	0	0	0	0	0	0	0	0	0	0	0	0	0	0	0	0
Incest	0	0	0	0	0	0	0	0	0	0	0	0	0	0	0	0	0	0	0	0	0	0	0	0	0	0	0	0
Statutory Rape	0	0	0	0	0	0	0	0	0	0	0	0	0	0	0	0	0	0	0	0	0	0	0	0	0	0	0	0
Kidnapping/Abduction	0	0	0	0	0	0	0	0	0	0	0	0	0	0	0	0	0	0	0	0	0	0	0	0	0	0	0	0
Total	12	5	0	0	10	4	8	0	0	2	5	0	0	0	0	0	0	0	0	7	3	0	1	0	29	13	2	
Group B Arrests			Crimes Against Society		Total Group A Offenses																							
Offense	Adult	Juvenile	Drug/Narcotic Violations	Drug Equipment Violations	Betting/Wagering	Operating/Promoting/Assisting Gambling	Gambling Equipment Violations	Sports Tampering	Pornography/Obscene Material	Prostitution	Assisting or Promoting Prostitution	Purchasing Prostitution	Weapon Law Violations	Animal Cruelty														
Bad Checks	2	0	5	1	0	0	0	0	0	0	0	0	0	0														
Curfew/Loitering/Vagrancy Violations	0	0	0	0	0	0	0	0	0	0	0	0	0	0														
Disorderly Conduct	5	0	0	0	0	0	0	0	0	0	0	0	0	0														
Driving Under the Influence	7	0	0	0	0	0	0	0	0	0	0	0	0	0														
Drunkenness	0	0	0	0	0	0	0	0	0	0	0	0	0	0														
Family Offenses (Nonviolent)	0	0	0	0	0	0	0	0	0	0	0	0	0	0														
Liquor Law Violations	0	1	0	0	0	0	0	0	0	0	0	0	0	0														
Peeping Tom	0	0	0	0	0	0	0	0	0	0	0	0	0	0														
Runaway	0	0	0	0	0	0	0	0	0	0	0	0	0	0														
Trespass of Real Property	1	0	0	0	0	0	0	0	0	0	0	0	0	0														
All Other Offenses	3	0	0	0	0	0	0	0	0	0	0	0	0	0														
Total Group B	18	1	5	1	0	0	0	0	0	0	0	0	0	0														
(*) Offenses are counted using the FBI Units of Count for Crime			105	29	22	0																						
(**) The 'Arrests' column shows arrests made during the selected period, regardless of incident date. Arrest counts may be higher than incident counts.																												
(***) Negligent Manslaughter now includes the killing of another person associated with driving under the influence, distracted driving (using a cell or smartphone), and reckless driving fatalities.																												

Rugby Police Department – 2020

2020 Population Estimate	2,561	Offenses (*)		Arrests (**)	
Offense Overview		Reported	Cleared	Adult	Juvenile
Offense Total	87	Crimes Against Persons (***)			
Number Cleared	12				
Percent Cleared	13.79%				
Group A Crimes per 100,000 population	3,397.1				
Arrest Overview					
Total Arrests	26				
Adult Arrests	24				
Juvenile Arrests	2				
Unknown Age	0				
Arrests per 100,000 population	1,015.2				
Average number offenses/incident	1.07				
Domestic Incident Victims					
Offense	Reported	Cleared	Crimes Against Property		
Murder and Nonnegligent Manslaughter	0	0	Arson	0	0
Aggravated Assault	0	0	Bribery	0	0
Simple Assault	9	3	Burglary/Breaking & Entering	10	1
Intimidation	0	0	Counterfeiting/Forgery	3	0
Stalking	1	0	Destruction/Damage/Vandalism of Property	7	0
Rape	0	0	Embezzlement	0	0
Sodomy	0	0	Extortion/Blackmail	0	0
Sexual Assault With An Object	0	0	False Pretenses/Swindle/Confidence Game	1	1
Fondling	0	0	Credit Card/Automated Teller Machine Fraud	0	0
Incest	0	0	Impersonation	0	0
Statutory Rape	0	0	Welfare Fraud	0	0
Kidnapping/Abduction	0	0	Wire Fraud	3	0
Total	10	3	Identity Theft	6	0
Group B Arrests			Hacking/Computer Invasion	0	0
Offense	Adult	Juvenile	Robbery	0	0
Bad Checks	0	0	Pocket-picking	0	0
Curfew/Loitering/Vagrancy Violations	0	0	Purse-snatching	0	0
Disorderly Conduct	0	0	Shoplifting	1	1
Driving Under the Influence	8	0	Theft From Building	6	0
Drunkenness	0	0	Theft From Coin Operated Machine or Device	0	0
Family Offenses (Nonviolent)	0	0	Theft From Motor Vehicle	0	0
Liquor Law Violations	1	1	Theft of Motor Vehicle Parts/Accessories	1	0
Peeping Tom	0	0	All Other Larceny	16	0
Runaway	0	0	Motor Vehicle Theft	3	0
Trespass of Real Property	0	0	Stolen Property Offenses	1	0
All Other Offenses	6	0	Crimes Against Society		
Total Group B	15	1	Drug/Narcotic Violations	4	3
			Drug Equipment Violations	2	2
			Betting/Wagering	0	0
			Operating/Promoting/Assisting Gambling	0	0
			Gambling Equipment Violations	0	0
			Sports Tampering	0	0
			Pornography/Obscene Material	0	0
			Prostitution	0	0
			Assisting or Promoting Prostitution	0	0
			Purchasing Prostitution	0	0
			Weapon Law Violations	0	0
			Animal Cruelty	0	0
			Total Group A Offenses	87	12
					9
					1

(*) Offenses are counted using the FBI Units of Count for Crime
(**) The 'Arrests' column shows arrests made during the selected period, regardless of incident date. Arrest counts may be higher than incident counts.
(***) Negligent Manslaughter now includes the killing of another person associated with driving under the influence, distracted driving (using a cell or smartphone), and reckless driving fatalities.

Stanley Police Department – 2020

2020 Population Estimate		2,868		Offenses (*)		Arrests (**)		
				Reported	Cleared	Adult	Juvenile	
Offense Overview				Group A Offenses				
				Crimes Against Persons (***)				
Offense Total	40	Murder and Nonnegligent Manslaughter				0	0	
Number Cleared	26	Negligent Manslaughter				0	0	
Percent Cleared	65.00%	Aggravated Assault		5	5	5	0	
Group A Crimes per 100,000 population	1,394.7	Simple Assault		6	5	5	0	
				Intimidation		0	0	
				Stalking		0	0	
				Kidnapping/Abduction		0	0	
Arrest Overview				Rape		0	0	
Total Arrests	35	Sodomy				0	0	
Adult Arrests	34	Sexual Assault With An Object				0	0	
Juvenile Arrests	1	Fondling		1		0	0	
Unknown Age	0	Incest				0	0	
Arrests per 100,000 population	1,220.4	Statutory Rape				0	0	
				Commercial Sex Acts		0	0	
				Involuntary Servitude		0	0	
Average number offenses/incident	1.33	Crimes Against Property						
Domestic Incident Victims				Arson		0	0	
Offense	Reported	Cleared	Bribery		0	0	0	
Murder and Nonnegligent Manslaughter	0	0	Burglary/Breaking & Entering		0	0	0	
Aggravated Assault	1	1	Counterfeiting/Forgery		0	0	0	
Simple Assault	3	3	Destruction/Damage/Vandalism of Property		3	1	0	
Intimidation	0	0	Embezzlement		0	0	0	
Stalking	0	0	Extortion/Blackmail		0	0	0	
Rape	0	0	False Pretenses/Swindle/Confidence Game		5	2	0	
Sodomy	0	0	Credit Card/Automated Teller Machine Fraud		1	0	0	
Sexual Assault With An Object	0	0	Impersonation		0	0	0	
Fondling	1	0	Welfare Fraud		0	0	0	
Incest	0	0	Wire Fraud		0	0	0	
Statutory Rape	0	0	Identity Theft		0	0	0	
Kidnapping/Abduction	0	0	Hacking/Computer Invasion		0	0	0	
Total	5	4	Robbery		0	0	0	
Group B Arrests				Pocket-picking		0	0	
Offense	Adult	Juvenile	Purse-snatching		0	0	0	
Bad Checks	0	0	Shoplifting		2	1	0	
Curfew/Loitering/Vagrancy Violations	0	0	Theft From Building		1	0	0	
Disorderly Conduct	3	0	Theft From Coin Operated Machine or Device		0	0	0	
Driving Under the Influence	4	0	Theft From Motor Vehicle		0	0	0	
Drunkenness	0	0	Theft of Motor Vehicle Parts/Accessories		0	0	0	
Family Offenses (Nonviolent)	0	0	All Other Larceny		0	0	0	
Liquor Law Violations	2	0	Motor Vehicle Theft		3	0	0	
Peeping Tom	0	0	Stolen Property Offenses		0	0	0	
Runaway	0	0	Crimes Against Society					
Trespass of Real Property	0	0	Drug/Narcotic Violations		7	7	5	
All Other Offenses	6	0	Drug Equipment Violations		4	4	0	
Total Group B	15	0	Betting/Wagering		0	0	0	
				Operating/Promoting/Assisting Gambling		0	0	
				Gambling Equipment Violations		0	0	
				Sports Tampering		0	0	
				Pornography/Obscene Material		0	0	
				Prostitution		0	0	
				Assisting or Promoting Prostitution		0	0	
				Purchasing Prostitution		0	0	
				Weapon Law Violations		1	1	
				Animal Cruelty		0	0	
				Total Group A Offenses		40	26	
						19	1	

(*) Offenses are counted using the FBI Units of Count for Crime
 (**) The 'Arrests' column shows arrests made for incidents during the selected period, regardless of arrest date. Arrest counts for the same period may change over time.
 (***) Negligent Manslaughter now includes the killing of another person associated with driving under the influence, distracted driving (using a cell or smartphone), and reckless driving fatalities.

Steele Police Department – 2020

2020 Population Estimate		711	Offenses (*)		Arrests (**)	
			Reported	Cleared	Adult	Juvenile
Offense Overview			Group A Offenses			
			Crimes Against Persons (***)			
Offense Total	13				0	0
Number Cleared	5				0	0
Percent Cleared	38.46%					
Group A Crimes per 100,000 population	1,828.4					
Arrest Overview						
Total Arrests	6					
Adult Arrests	5					
Juvenile Arrests	1					
Unknown Age	0					
Arrests per 100,000 population	843.9					
Average number offenses/incident	1.08					
Domestic Incident Victims			Crimes Against Property			
Offense	Reported	Cleared				
Murder and Nonnegligent Manslaughter	0	0	Arson	0	0	0
Aggravated Assault	0	0	Bribery	0	0	0
Simple Assault	3	2	Burglary/Breaking & Entering	0	0	0
Intimidation	0	0	Counterfeiting/Forgery	0	0	0
Stalking	0	0	Destruction/Damage/Vandalism of Property	1	0	0
Rape	0	0	Embezzlement	0	0	0
Sodomy	0	0	Extortion/Blackmail	0	0	0
Sexual Assault With An Object	0	0	False Pretenses/Swindle/Confidence Game	1	0	0
Fondling	0	0	Credit Card/Automated Teller Machine Fraud	0	0	0
Incest	0	0	Impersonation	0	0	0
Statutory Rape	0	0	Welfare Fraud	0	0	0
Kidnapping/Abduction	0	0	Wire Fraud	0	0	0
Total	3	2	Identity Theft	0	0	0
Group B Arrests			Hacking/Computer Invasion	0	0	0
Offense	Adult	Juvenile	Robbery	0	0	0
Bad Checks	0	0	Pocket-picking	0	0	0
Curfew/Loitering/Vagrancy Violations	0	0	Purse-snatching	1	0	0
Disorderly Conduct	1	0	Shoplifting	1	0	0
Driving Under the Influence	0	0	Theft From Building	0	0	0
Drunkenness	0	0	Theft From Coin Operated Machine or Device	0	0	0
Family Offenses (Nonviolent)	0	0	Theft From Motor Vehicle	0	0	0
Liquor Law Violations	1	0	Theft of Motor Vehicle Parts/Accessories	0	0	0
Peeping Tom	0	0	All Other Larceny	1	0	0
Runaway	0	0	Motor Vehicle Theft	0	0	0
Trespass of Real Property	0	0	Stolen Property Offenses	0	0	0
All Other Offenses	0	0	Crimes Against Society			
Total Group B	2	0	Drug/Narcotic Violations	0	0	0
			Drug Equipment Violations	0	0	0
			Betting/Wagering	0	0	0
			Operating/Promoting/Assisting Gambling	0	0	0
			Gambling Equipment Violations	0	0	0
			Sports Tampering	0	0	0
			Pornography/Obscene Material	0	0	0
			Prostitution	0	0	0
			Assisting or Promoting Prostitution	0	0	0
			Purchasing Prostitution	0	0	0
			Weapon Law Violations	0	0	0
			Animal Cruelty	0	0	0
			Total Group A Offenses	13	5	3
					1	

(*) Offenses are counted using the FBI Units of Count for Crime
 (**) The 'Arrests' column shows arrests made for incidents during the selected period, regardless of arrest date. Arrest counts for the same period may change over time.
 (***) Negligent Manslaughter now includes the killing of another person associated with driving under the influence, distracted driving (using a cell or smartphone), and reckless driving fatalities.

Surrey Police Department – 2020

2020 Population Estimate		1,452		Offenses (*)		Arrests (**)	
				Reported	Cleared	Adult	Juvenile
Offense Overview				Group A Offenses			
				Crimes Against Persons (***)			
Offense Total		15				0	0
Number Cleared		8				0	0
Percent Cleared		53.33%				0	0
Group A Crimes per 100,000 population		1,033.1				0	0
						0	0
Arrest Overview						0	0
Total Arrests		11				0	0
Adult Arrests		10				0	0
Juvenile Arrests		1				0	0
Unknown Age		0				0	0
Arrests per 100,000 population		757.6				0	0
Average number offenses/incident		1.15				0	0
						0	0
Domestic Incident Victims				Crimes Against Property			
Offense	Reported	Cleared					
Murder and Nonnegligent Manslaughter	0	0		Arson	0	0	0
Aggravated Assault	0	0		Bribery	0	0	0
Simple Assault	1	0		Burglary/Breaking & Entering	1	0	0
Intimidation	0	0		Counterfeiting/Forgery	1	0	0
Stalking	1	0		Destruction/Damage/Vandalism of Property	0	0	0
Rape	0	0		Embezzlement	0	0	0
Sodomy	0	0		Extortion/Blackmail	0	0	0
Sexual Assault With An Object	0	0		False Pretenses/Swindle/Confidence Game	0	0	0
Fondling	0	0		Credit Card/Automated Teller Machine Fraud	0	0	0
Incest	0	0		Impersonation	0	0	0
Statutory Rape	0	0		Welfare Fraud	0	0	0
Kidnapping/Abduction	0	0		Wire Fraud	0	0	0
Total	2	0		Identity Theft	0	0	0
				Hacking/Computer Invasion	1	0	0
Group B Arrests				Robbery	0	0	0
Offense	Adult	Juvenile		Pocket-picking	0	0	0
Bad Checks	0	0		Purse-snatching	0	0	0
Curfew/Loitering/Vagrancy Violations	0	0		Shoplifting	0	0	0
Disorderly Conduct	0	0		Theft From Building	0	0	0
Driving Under the Influence	3	0		Theft From Coin Operated Machine or Device	0	0	0
Drunkenness	0	0		Theft From Motor Vehicle	0	0	0
Family Offenses (Nonviolent)	0	0		Theft of Motor Vehicle Parts/Accessories	0	0	0
Liquor Law Violations	1	0		All Other Larceny	0	0	0
Peeping Tom	0	0		Motor Vehicle Theft	0	0	0
Runaway	0	0		Stolen Property Offenses	1	1	1
Trespass of Real Property	0	0		Crimes Against Society			
All Other Offenses	1	0		Drug/Narcotic Violations	6	5	4
Total Group B	5	0		Drug Equipment Violations	2	2	0
				Betting/Wagering	0	0	0
				Operating/Promoting/Assisting Gambling	0	0	0
				Gambling Equipment Violations	0	0	0
				Sports Tampering	0	0	0
				Pornography/Obscene Material	0	0	0
				Prostitution	0	0	0
				Assisting or Promoting Prostitution	0	0	0
				Purchasing Prostitution	0	0	0
				Weapon Law Violations	0	0	0
				Animal Cruelty	1	0	0
				Total Group A Offenses	15	8	5
						1	

(*) Offenses are counted using the FBI Units of Count for Crime
 (**) The 'Arrests' column shows arrests made during the selected period, regardless of incident date. Arrest counts may be higher than incident counts.
 (***) Negligent Manslaughter now includes the killing of another person associated with driving under the influence, distracted driving (using a cell or smartphone), and reckless driving fatalities.

Thompson Police Department – 2020

2020 Population Estimate		1,025	Offenses (*)		Arrests (**)	
Offense Overview			Reported	Cleared	Adult	Juvenile
Group A Offenses						
Crimes Against Persons (***)						
Offense Total	7	Murder and Nonnegligent Manslaughter			0	0
Number Cleared	0	Negligent Manslaughter			0	0
Percent Cleared	0.00%	Aggravated Assault			0	0
Group A Crimes per 100,000 population	682.9	Simple Assault			0	0
		Intimidation	2		0	0
		Stalking			0	0
		Kidnapping/Abduction			0	0
Arrest Overview		Rape			0	0
Total Arrests	0	Sodomy			0	0
Adult Arrests	0	Sexual Assault With An Object			0	0
Juvenile Arrests	0	Fondling			0	0
Unknown Age	0	Incest			0	0
Arrests per 100,000 population	0.0	Statutory Rape			0	0
		Commercial Sex Acts			0	0
Average number offenses/incident	1.17	Involuntary Servitude			0	0
Domestic Incident Victims						
Offense	Reported	Cleared				
Murder and Nonnegligent Manslaughter	0	0	Crimes Against Property			
Aggravated Assault	0	0	Arson	0	0	0
Simple Assault	0	0	Bribery	0	0	0
Intimidation	0	0	Burglary/Breaking & Entering	0	0	0
Stalking	0	0	Counterfeiting/Forgery	0	0	0
Rape	0	0	Destruction/Damage/Vandalism of Property	0	0	0
Sodomy	0	0	Embezzlement	0	0	0
Sexual Assault With An Object	0	0	Extortion/Blackmail	0	0	0
Fondling	0	0	False Pretenses/Swindle/Confidence Game	0	0	0
Incest	0	0	Credit Card/Automated Teller Machine Fraud	1	0	0
Statutory Rape	0	0	Impersonation	0	0	0
Kidnapping/Abduction	0	0	Welfare Fraud	0	0	0
Total	0	0	Wire Fraud	0	0	0
			Identity Theft	1	0	0
			Hacking/Computer Invasion	1	0	0
			Robbery	0	0	0
			Pocket-picking	0	0	0
			Purse-snatching	0	0	0
			Shoplifting	0	0	0
			Theft From Building	0	0	0
			Theft From Coin Operated Machine or Device	0	0	0
			Theft From Motor Vehicle	2	0	0
			Theft of Motor Vehicle Parts/Accessories	0	0	0
			All Other Larceny	0	0	0
			Motor Vehicle Theft	0	0	0
			Stolen Property Offenses	0	0	0
			Crimes Against Society			
			Drug/Narcotic Violations	0	0	0
			Drug Equipment Violations	0	0	0
			Betting/Wagering	0	0	0
			Operating/Promoting/Assisting Gambling	0	0	0
			Gambling Equipment Violations	0	0	0
			Sports Tampering	0	0	0
			Pornography/Obscene Material	0	0	0
			Prostitution	0	0	0
			Assisting or Promoting Prostitution	0	0	0
			Purchasing Prostitution	0	0	0
			Weapon Law Violations	0	0	0
			Animal Cruelty	0	0	0
			Total Group A Offenses	7	0	0

(*) Offenses are counted using the FBI Units of Count for Crime
 (**) The 'Arrests' column shows arrests made during the selected period, regardless of incident date. Arrest counts may be higher than incident counts.
 (***) Negligent Manslaughter now includes the killing of another person associated with driving under the influence, distracted driving (using a cell or smartphone), and reckless driving fatalities.

Tioga Police Department – 2020

2020 Population Estimate		1,348	Offenses (*)		Arrests (**)	
Group A Offenses			Reported	Cleared	Adult	Juvenile
Offense Overview			Crimes Against Persons (***)			
Offense Total	88	Murder and Nonnegligent Manslaughter			0	0
Number Cleared	30	Negligent Manslaughter			0	0
Percent Cleared	34.09%	Aggravated Assault	5	4	4	0
Group A Crimes per 100,000 population	6,528.2	Simple Assault	13	8	7	0
		Intimidation	2	1	1	0
		Stalking			0	0
		Kidnapping/Abduction			0	0
Arrest Overview						
Total Arrests	82	Rape	1		0	0
Adult Arrests	76	Sodomy			0	0
Juvenile Arrests	6	Sexual Assault With An Object			0	0
Unknown Age	0	Fondling	2		0	0
Arrests per 100,000 population	6,083.1	Incest			0	0
		Statutory Rape			0	0
		Commercial Sex Acts			0	0
		Involuntary Servitude			0	0
Average number offenses/incident	1.17	Crimes Against Property				
Domestic Incident Victims			Arson	0	0	0
Offense	Reported	Cleared	Bribery	0	0	0
Murder and Nonnegligent Manslaughter	0	0	Burglary/Breaking & Entering	0	0	0
Aggravated Assault	2	2	Counterfeiting/Forgery	0	0	0
Simple Assault	9	4	Destruction/Damage/Vandalism of Property	5	0	0
Intimidation	1	1	Embezzlement	0	0	0
Stalking	0	0	Extortion/Blackmail	0	0	0
Rape	0	0	False Pretenses/Swindle/Confidence Game	2	1	1
Sodomy	0	0	Credit Card/Automated Teller Machine Fraud	0	0	0
Sexual Assault With An Object	0	0	Impersonation	0	0	0
Fondling	0	0	Welfare Fraud	0	0	0
Incest	0	0	Wire Fraud	0	0	0
Statutory Rape	0	0	Identity Theft	3	0	0
Kidnapping/Abduction	0	0	Hacking/Computer Invasion	2	0	0
Total	12	7	Robbery	0	0	0
			Pocket-picking	0	0	0
			Purse-snatching	0	0	0
			Shoplifting	0	0	0
			Theft From Building	3	0	0
			Theft From Coin Operated Machine or Device	0	0	0
			Theft From Motor Vehicle	1	0	0
			Theft of Motor Vehicle Parts/Accessories	0	0	0
			All Other Larceny	16	1	1
			Motor Vehicle Theft	2	0	0
			Stolen Property Offenses	0	0	0
			Crimes Against Society			
			Drug/Narcotic Violations	17	7	7
			Drug Equipment Violations	10	6	3
			Betting/Wagering	0	0	0
			Operating/Promoting/Assisting Gambling	0	0	0
			Gambling Equipment Violations	0	0	0
			Sports Tampering	0	0	0
			Pornography/Obscene Material	0	0	0
			Prostitution	0	0	0
			Assisting or Promoting Prostitution	0	0	0
			Purchasing Prostitution	0	0	0
			Weapon Law Violations	4	2	2
			Animal Cruelty	0	0	0
			Total Group A Offenses	88	30	26
						2

(*) Offenses are counted using the FBI Units of Count for Crime
 (**) The 'Arrests' column shows arrests made for incidents during the selected period, regardless of arrest date. Arrest counts for the same period may change over time.
 (***) Negligent Manslaughter now includes the killing of another person associated with driving under the influence, distracted driving (using a cell or smartphone), and reckless driving fatalities.

University of North Dakota PD – 2020

2020 Population Estimate		N/A	Offenses (*)		Arrests (**)	
Offense Overview			Reported	Cleared	Adult	Juvenile
Offense Total	290				0	0
Number Cleared	117				0	0
Percent Cleared	40.34%				0	0
Group A Crimes per 100,000 population	N/A					
Arrest Overview						
Total Arrests	288				0	0
Adult Arrests	270				0	0
Juvenile Arrests	18				0	0
Unknown Age	0				0	0
Arrests per 100,000 population	N/A				0	0
Average number offenses/incident	1.20				0	0
Domestic Incident Victims			Crimes Against Property			
Offense	Reported	Cleared	Arson	Bribery	Burglary/Breaking & Entering	Counterfeiting/Forgery
Murder and Nonnegligent Manslaughter	0	0	1	0	11	1
Aggravated Assault	0	0	0	0	2	0
Simple Assault	2	1	0	0	1	0
Intimidation	1	1	56	1	0	0
Stalking	2	0	0	0	0	0
Rape	0	0	0	0	0	0
Sodomy	0	0	3	0	0	0
Sexual Assault With An Object	0	0	14	12	13	0
Fondling	1	0	2	0	0	0
Incest	0	0	0	0	0	0
Statutory Rape	0	0	0	0	0	0
Kidnapping/Abduction	0	0	0	0	0	0
Total	6	2	0	0	0	0
Group B Arrests			Crimes Against Society			
Offense	Adult	Juvenile	Drug/Narcotic Violations	Drug Equipment Violations	Betting/Wagering	Operating/Promoting/Assisting Gambling
Bad Checks	0	0	41	34	0	0
Curfew/Loitering/Vagrancy Violations	0	0	53	50	0	0
Disorderly Conduct	8	0	0	0	0	0
Driving Under the Influence	35	1	0	0	0	0
Drunkenness	0	0	0	0	0	0
Family Offenses (Nonviolent)	0	0	0	0	0	0
Liquor Law Violations	128	2	0	0	0	0
Peeping Tom	0	0	0	0	0	0
Runaway	0	0	0	0	0	0
Trespass of Real Property	2	0	0	0	0	0
All Other Offenses	20	0	0	0	0	0
Total Group B	193	3	0	0	0	0
(*) Offenses are counted using the FBI Units of Count for Crime			Pornography/Obscene Material	1	0	0
(**) The 'Arrests' column shows arrests made during the selected period, regardless of incident date. Arrest counts may be higher than incident counts.			Prostitution	0	0	0
(***) Negligent Manslaughter now includes the killing of another person associated with driving under the influence, distracted driving (using a cell or smartphone), and reckless driving fatalities.			Assisting or Promoting Prostitution	0	0	0
			Purchasing Prostitution	0	0	0
			Weapon Law Violations	3	3	3
			Animal Cruelty	0	0	0
			Total Group A Offenses	290	117	77
						15

Valley City Police Department – 2020

2020 Population Estimate		6,288		Offenses (*)		Arrests (**)	
				Reported	Cleared	Adult	Juvenile
Offense Overview				Group A Offenses			
				Crimes Against Persons (***)			
Offense Total	439	Murder and Nonnegligent Manslaughter				0	0
Number Cleared	173	Negligent Manslaughter				0	0
Percent Cleared	39.41%	Aggravated Assault		14	9	4	0
Group A Crimes per 100,000 population	6,981.6	Simple Assault		77	41	17	2
				Intimidation		13	10
				Stalking		18	8
				Kidnapping/Abduction		4	3
				Rape		1	0
				Sodomy			0
				Sexual Assault With An Object			0
				Fondling		4	1
				Incest			0
				Statutory Rape			0
				Commercial Sex Acts			0
				Involuntary Servitude			0
Arrest Overview				Crimes Against Property			
Total Arrests	160	Arson		2	1	0	1
Adult Arrests	136	Bribery		0	0	0	0
Juvenile Arrests	24	Burglary/Breaking & Entering		21	4	1	0
Unknown Age	0	Counterfeiting/Forgery		5	0	0	0
Arrests per 100,000 population	2,687.7	Destruction/Damage/Vandalism of Property		52	12	6	0
				Embezzlement		1	0
				Extortion/Blackmail		0	0
				False Pretenses/Swindle/Confidence Game		9	4
				Credit Card/Automated Teller Machine Fraud		3	0
				Impersonation		0	0
				Welfare Fraud		0	0
				Wire Fraud		0	0
				Identity Theft		20	0
				Hacking/Computer Invasion		0	0
				Robbery		0	0
				Pocket-picking		0	0
				Purse-snatching		0	0
				Shoplifting		11	2
				Theft From Building		2	0
				Theft From Coin Operated Machine or Device		1	0
				Theft From Motor Vehicle		11	3
				Theft of Motor Vehicle Parts/Accessories		3	0
				All Other Larceny		64	9
				Motor Vehicle Theft		19	5
				Stolen Property Offenses		6	3
				Crimes Against Society			
				Drug/Narcotic Violations		32	28
				Drug Equipment Violations		38	27
				Betting/Wagering		0	0
				Operating/Promoting/Assisting Gambling		0	0
				Gambling Equipment Violations		0	0
				Sports Tampering		0	0
				Pornography/Obscene Material		2	1
				Prostitution		1	0
				Assisting or Promoting Prostitution		0	0
				Purchasing Prostitution		1	0
				Weapon Law Violations		2	2
				Animal Cruelty		2	0
				Total Group A Offenses		439	173
							69
							12

Domestic Incident Victims		
Offense	Reported	Cleared
Murder and Nonnegligent Manslaughter	0	0
Aggravated Assault	9	6
Simple Assault	52	23
Intimidation	6	4
Stalking	4	0
Rape	0	0
Sodomy	0	0
Sexual Assault With An Object	0	0
Fondling	1	0
Incest	0	0
Statutory Rape	0	0
Kidnapping/Abduction	3	3
Total	75	36

Group B Arrests		
Offense	Adult	Juvenile
Bad Checks	0	0
Curfew/Loitering/Vagrancy Violations	0	0
Disorderly Conduct	6	1
Driving Under the Influence	24	0
Drunkenness	0	0
Family Offenses (Nonviolent)	0	3
Liquor Law Violations	24	5
Peeping Tom	0	0
Runaway	0	0
Trespass of Real Property	5	2
All Other Offenses	8	1
Total Group B	67	12

(*) Offenses are counted using the FBI Units of Count for Crime
 (**) The 'Arrests' column shows arrests made for incidents during the selected period, regardless of arrest date. Arrest counts for the same period may change over time.
 (***) Negligent Manslaughter now includes the killing of another person associated with driving under the influence, distracted driving (using a cell or smartphone), and reckless driving fatalities.

Wahpeton Police Department – 2020

2020 Population Estimate		7,731		Offenses (*)		Arrests (**)	
				Reported	Cleared	Adult	Juvenile
Offense Overview				Group A Offenses			
				Crimes Against Persons (***)			
Offense Total	527	Murder and Nonnegligent Manslaughter				0	0
Number Cleared	181	Negligent Manslaughter				0	0
Percent Cleared	34.35%	Aggravated Assault		22	18	15	1
Group A Crimes per 100,000 population	6,816.7	Simple Assault		60	34	15	4
		Intimidation		13	6	2	1
		Stalking		3		0	0
		Kidnapping/Abduction				0	0
Arrest Overview				Rape			
Total Arrests	258	Sodomy		2	2	1	0
Adult Arrests	194	Sexual Assault With An Object				0	0
Juvenile Arrests	64	Fondling		7	3	0	1
Unknown Age	0	Incest				0	0
Arrests per 100,000 population	3,337.2	Statutory Rape				0	0
Average number offenses/incident	1.16	Commercial Sex Acts		1		0	0
		Involuntary Servitude				0	0
		Crimes Against Property					
		Arson		1	1	0	0
		Bribery		0	0	0	0
		Burglary/Breaking & Entering		42	6	2	0
		Counterfeiting/Forgery		16	1	1	0
		Destruction/Damage/Vandalism of Property		97	24	7	5
		Embezzlement		0	0	0	0
		Extortion/Blackmail		1	0	0	0
		False Pretenses/Swindle/Confidence Game		27	10	10	0
		Credit Card/Automated Teller Machine Fraud		4	0	0	0
		Impersonation		2	0	0	0
		Welfare Fraud		0	0	0	0
		Wire Fraud		1	0	0	0
		Identity Theft		8	1	0	0
		Hacking/Computer Invasion		1	0	0	0
		Robbery		3	1	1	0
		Pocket-picking		0	0	0	0
		Purse-snatching		0	0	0	0
		Shoplifting		10	6	6	0
		Theft From Building		2	0	0	0
		Theft From Coin Operated Machine or Device		0	0	0	0
		Theft From Motor Vehicle		27	7	1	2
		Theft of Motor Vehicle Parts/Accessories		0	0	0	0
		All Other Larceny		110	16	13	1
		Motor Vehicle Theft		21	5	1	1
		Stolen Property Offenses		4	0	0	0
		Crimes Against Society					
		Drug/Narcotic Violations		21	21	9	1
		Drug Equipment Violations		18	16	9	2
		Betting/Wagering		0	0	0	0
		Operating/Promoting/Assisting Gambling		0	0	0	0
		Gambling Equipment Violations		0	0	0	0
		Sports Tampering		0	0	0	0
		Pornography/Obscene Material		0	0	0	0
		Prostitution		0	0	0	0
		Assisting or Promoting Prostitution		0	0	0	0
		Purchasing Prostitution		0	0	0	0
		Weapon Law Violations		2	2	1	0
		Animal Cruelty		1	1	0	0
		Total Group A Offenses		527	181	94	19

Domestic Incident Victims		
Offense	Reported	Cleared
Murder and Nonnegligent Manslaughter	0	0
Aggravated Assault	6	6
Simple Assault	13	9
Intimidation	0	0
Stalking	0	0
Rape	0	0
Sodomy	0	0
Sexual Assault With An Object	0	0
Fondling	0	0
Incest	0	0
Statutory Rape	0	0
Kidnapping/Abduction	0	0
Total	19	15

Group B Arrests		
Offense	Adult	Juvenile
Bad Checks	0	0
Curfew/Loitering/Vagrancy Violations	0	2
Disorderly Conduct	4	8
Driving Under the Influence	13	2
Drunkenness	0	0
Family Offenses (Nonviolent)	2	18
Liquor Law Violations	15	8
Peeping Tom	0	0
Runaway	0	0
Trespass of Real Property	9	0
All Other Offenses	57	7
Total Group B	100	45

(*) Offenses are counted using the FBI Units of Count for Crime
 (**) The 'Arrests' column shows arrests made for incidents during the selected period, regardless of arrest date. Arrest counts for the same period may change over time.
 (***) Negligent Manslaughter now includes the killing of another person associated with driving under the influence, distracted driving (using a cell or smartphone), and reckless driving fatalities.

Watford City Police Department – 2020

2020 Population Estimate		9,309		Offenses (*)		Arrests (**)	
				Reported	Cleared	Adult	Juvenile
Offense Overview							
Offense Total		472					
Number Cleared		187					
Percent Cleared		39.62%					
Group A Crimes per 100,000 population		5,070.4					
Arrest Overview							
Total Arrests		321					
Adult Arrests		290					
Juvenile Arrests		31					
Unknown Age		0					
Arrests per 100,000 population		3,469.8					
Average number offenses/incident		1.28					
Domestic Incident Victims							
Offense	Reported	Cleared					
Murder and Nonnegligent Manslaughter	0	0					
Aggravated Assault	9	6					
Simple Assault	31	21					
Intimidation	5	2					
Stalking	1	0					
Rape	0	0					
Sodomy	1	0					
Sexual Assault With An Object	0	0					
Fondling	1	1					
Incest	0	0					
Statutory Rape	0	0					
Kidnapping/Abduction	3	2					
Total	51	32					
Group B Arrests							
Offense	Adult	Juvenile					
Bad Checks	0	0					
Curfew/Loitering/Vagrancy Violations	0	0					
Disorderly Conduct	19	1					
Driving Under the Influence	130	2					
Drunkenness	0	0					
Family Offenses (Nonviolent)	0	0					
Liquor Law Violations	11	4					
Peeping Tom	0	0					
Runaway	0	0					
Trespass of Real Property	0	0					
All Other Offenses	18	5					
Total Group B	178	12					
(*) Offenses are counted using the FBI Units of Count for Crime							
(**) The 'Arrests' column shows arrests made for incidents during the selected period, regardless of arrest date. Arrest counts for the same period may change over time.							
(***) Negligent Manslaughter now includes the killing of another person associated with driving under the influence, distracted driving (using a cell or smartphone), and reckless driving fatalities.							
Crimes Against Persons (***)							
Murder and Nonnegligent Manslaughter				0	0	0	0
Negligent Manslaughter				0	0	0	0
Aggravated Assault	18	8		7	0	0	0
Simple Assault	48	29		19	7	0	0
Intimidation	20	7		5	1	0	0
Stalking	1	0		0	0	0	0
Kidnapping/Abduction	4	2		1	1	0	0
Rape				0	0	0	0
Sodomy	1	0		0	0	0	0
Sexual Assault With An Object				0	0	0	0
Fondling	8	3		0	0	0	0
Incest				0	0	0	0
Statutory Rape	2	1		1	0	0	0
Commercial Sex Acts				0	0	0	0
Involuntary Servitude				0	0	0	0
Crimes Against Property							
Arson	0	0		0	0	0	0
Bribery	0	0		0	0	0	0
Burglary/Breaking & Entering	17	2		0	0	0	0
Counterfeiting/Forgery	7	1		1	0	0	0
Destruction/Damage/Vandalism of Property	47	8		1	0	0	0
Embezzlement	2	0		0	0	0	0
Extortion/Blackmail	0	0		0	0	0	0
False Pretenses/Swindle/Confidence Game	18	2		1	0	0	0
Credit Card/Automated Teller Machine Fraud	0	0		0	0	0	0
Impersonation	21	2		0	0	0	0
Welfare Fraud	0	0		0	0	0	0
Wire Fraud	0	0		0	0	0	0
Identity Theft	0	0		0	0	0	0
Hacking/Computer Invasion	0	0		0	0	0	0
Robbery	0	0		0	0	0	0
Pocket-picking	0	0		0	0	0	0
Purse-snatching	0	0		0	0	0	0
Shoplifting	4	1		1	0	0	0
Theft From Building	0	0		0	0	0	0
Theft From Coin Operated Machine or Device	0	0		0	0	0	0
Theft From Motor Vehicle	6	1		0	1	0	1
Theft of Motor Vehicle Parts/Accessories	1	0		0	0	0	0
All Other Larceny	60	4		1	0	0	0
Motor Vehicle Theft	13	2		1	0	0	0
Stolen Property Offenses	3	3		3	2	0	0
Crimes Against Society							
Drug/Narcotic Violations	80	51		43	4	0	0
Drug Equipment Violations	75	48		19	2	0	0
Betting/Wagering	0	0		0	0	0	0
Operating/Promoting/Assisting Gambling	0	0		0	0	0	0
Gambling Equipment Violations	0	0		0	0	0	0
Sports Tampering	0	0		0	0	0	0
Pornography/Obscene Material	2	1		0	1	0	1
Prostitution	0	0		0	0	0	0
Assisting or Promoting Prostitution	0	0		0	0	0	0
Purchasing Prostitution	0	0		0	0	0	0
Weapon Law Violations	14	11		8	0	0	0
Animal Cruelty	0	0		0	0	0	0
Total Group A Offenses	472	187		112	19		

West Fargo Police Department – 2020

2020 Population Estimate		38,561		Offenses (*)		Arrests (**)			
				Reported	Cleared	Adult	Juvenile		
Offense Overview				Group A Offenses					
Offense Total	2,043	Crimes Against Persons (***)							
Number Cleared	775	Murder and Nonnegligent Manslaughter							
Percent Cleared	37.93%	Negligent Manslaughter							
Group A Crimes per 100,000 population	5,298.1	Aggravated Assault							
				Simple Assault					
				Intimidation					
				Stalking					
				Kidnapping/Abduction					
				Rape					
				Sodomy					
				Sexual Assault With An Object					
				Fondling					
				Incest					
				Statutory Rape					
				Commercial Sex Acts					
				Involuntary Servitude					
Arrest Overview				Crimes Against Property					
Total Arrests	943	Arson							
Adult Arrests	820	Bribery							
Juvenile Arrests	123	Burglary/Breaking & Entering							
Unknown Age	0	Counterfeiting/Forgery							
Arrests per 100,000 population	2,551.8	Destruction/Damage/Vandalism of Property							
				Embezzlement					
				Extortion/Blackmail					
				False Pretenses/Swindle/Confidence Game					
				Credit Card/Automated Teller Machine Fraud					
				Impersonation					
				Welfare Fraud					
				Wire Fraud					
				Identity Theft					
				Hacking/Computer Invasion					
				Robbery					
				Pocket-picking					
				Purse-snatching					
				Shoplifting					
				Theft From Building					
				Theft From Coin Operated Machine or Device					
				Theft From Motor Vehicle					
				Theft of Motor Vehicle Parts/Accessories					
				All Other Larceny					
				Motor Vehicle Theft					
				Stolen Property Offenses					
Average number offenses/incident				Crimes Against Society					
1.23				Drug/Narcotic Violations					
				Drug Equipment Violations					
				Betting/Wagering					
				Operating/Promoting/Assisting Gambling					
				Gambling Equipment Violations					
				Sports Tampering					
				Pornography/Obscene Material					
				Prostitution					
				Assisting or Promoting Prostitution					
				Purchasing Prostitution					
				Weapon Law Violations					
				Animal Cruelty					
				Total Group A Offenses					
				2,043					
				775					
				462					
				80					
Domestic Incident Victims									
Offense	Reported	Cleared							
Murder and Nonnegligent Manslaughter	0	0							
Aggravated Assault	22	15							
Simple Assault	177	90							
Intimidation	11	7							
Stalking	0	0							
Rape	4	0							
Sodomy	0	0							
Sexual Assault With An Object	0	0							
Fondling	3	2							
Incest	0	0							
Statutory Rape	0	0							
Kidnapping/Abduction	8	6							
Total	225	120							
Group B Arrests									
Offense	Adult	Juvenile							
Bad Checks	1	0							
Curfew/Loitering/Vagrancy Violations	0	1							
Disorderly Conduct	2	23							
Driving Under the Influence	143	1							
Drunkenness	0	0							
Family Offenses (Nonviolent)	1	0							
Liquor Law Violations	58	10							
Peeping Tom	0	0							
Runaway	0	0							
Trespass of Real Property	29	0							
All Other Offenses	124	8							
Total Group B	358	43							
(*) Offenses are counted using the FBI Units of Count for Crime (**) The 'Arrests' column shows arrests made for incidents during the selected period, regardless of arrest date. Arrest counts for the same period may change over time. (***) Negligent Manslaughter now includes the killing of another person associated with driving under the influence, distracted driving (using a cell or smartphone), and reckless driving fatalities.									

Williston Police Department – 2020

2020 Population Estimate		31,046		Offenses (*)		Arrests (**)	
				Reported	Cleared	Adult	Juvenile
Offense Overview							
Offense Total	2,647						
Number Cleared	1,387						
Percent Cleared	52.40%						
Group A Crimes per 100,000 population	8,526.1						
Arrest Overview							
Total Arrests	2,577						
Adult Arrests	2,256						
Juvenile Arrests	321						
Unknown Age	0						
Arrests per 100,000 population	8,300.6						
Average number offenses/incident	1.23						
Domestic Incident Victims							
Offense	Reported	Cleared					
Murder and Nonnegligent Manslaughter	2	2					
Aggravated Assault	71	60					
Simple Assault	279	209					
Intimidation	15	11					
Stalking	1	1					
Rape	2	1					
Sodomy	0	0					
Sexual Assault With An Object	1	1					
Fondling	15	5					
Incest	0	0					
Statutory Rape	0	0					
Kidnapping/Abduction	5	4					
Total	391	294					
Group B Arrests							
Offense	Adult	Juvenile					
Bad Checks	0	0					
Curfew/Loitering/Vagrancy Violations	0	80					
Disorderly Conduct	43	83					
Driving Under the Influence	164	1					
Drunkness	0	0					
Family Offenses (Nonviolent)	0	0					
Liquor Law Violations	42	17					
Peeping Tom	0	0					
Runaway	0	0					
Trespass of Real Property	9	1					
All Other Offenses	1,160	26					
Total Group B	1,364	208					
(*) Offenses are counted using the FBI Units of Count for Crime (**) The 'Arrests' column shows arrests made for incidents during the selected period, regardless of arrest date. Arrest counts for the same period may change over time. (***) Negligent Manslaughter now includes the killing of another person associated with driving under the influence, distracted driving (using a cell or smartphone), and reckless driving fatalities.							
Group A Offenses							
Crimes Against Persons (***)							
Murder and Nonnegligent Manslaughter	2	2	2	0			
Negligent Manslaughter			0	0			
Aggravated Assault	97	75	48	5			
Simple Assault	380	256	167	17			
Intimidation	94	41	17	5			
Stalking	9	4	0	0			
Kidnapping/Abduction	13	8	6	0			
Rape	9	4	1	0			
Sodomy			0	0			
Sexual Assault With An Object	1	1	0	0			
Fondling	51	16	3	2			
Incest			0	0			
Statutory Rape	11	2	1	0			
Commercial Sex Acts	3	3	0	0			
Involuntary Servitude			0	0			
Crimes Against Property							
Arson	5	2	1	0			
Bribery	0	0	0	0			
Burglary/Breaking & Entering	102	18	8	7			
Counterfeiting/Forgery	36	5	2	1			
Destruction/Damage/Vandalism of Property	199	46	16	3			
Embezzlement	0	0	0	0			
Extortion/Blackmail	0	0	0	0			
False Pretenses/Swindle/Confidence Game	43	12	4	0			
Credit Card/Automated Teller Machine Fraud	11	1	0	0			
Impersonation	60	5	2	0			
Welfare Fraud	2	0	0	0			
Wire Fraud	1	0	0	0			
Identity Theft	0	0	0	0			
Hacking/Computer Invasion	0	0	0	0			
Robbery	8	4	5	1			
Pocket-picking	0	0	0	0			
Purse-snatching	0	0	0	0			
Shoplifting	251	196	196	6			
Theft From Building	7	1	1	0			
Theft From Coin Operated Machine or Device	0	0	0	0			
Theft From Motor Vehicle	79	9	4	1			
Theft of Motor Vehicle Parts/Accessories	7	0	0	0			
All Other Larceny	236	29	15	4			
Motor Vehicle Theft	74	16	8	0			
Stolen Property Offenses	18	14	5	6			
Crimes Against Society							
Drug/Narcotic Violations	402	297	253	34			
Drug Equipment Violations	372	279	104	15			
Betting/Wagering	0	0	0	0			
Operating/Promoting/Assisting Gambling	0	0	0	0			
Gambling Equipment Violations	0	0	0	0			
Sports Tampering	0	0	0	0			
Pornography/Obscene Material	13	2	1	5			
Prostitution	1	1	1	0			
Assisting or Promoting Prostitution	0	0	0	0			
Purchasing Prostitution	0	0	0	0			
Weapon Law Violations	44	36	19	1			
Animal Cruelty	6	2	2	0			
Total Group A Offenses	2,647	1,387	892	113			

Wishek Police Department – 2020

2020 Population Estimate		880		Offenses (*)		Arrests (**)	
				Reported	Cleared	Adult	Juvenile
Offense Overview				Group A Offenses			
				Crimes Against Persons (***)			
Offense Total	20	Murder and Nonnegligent Manslaughter				0	0
Number Cleared	12	Negligent Manslaughter				0	0
Percent Cleared	60.00%	Aggravated Assault		1	1	1	0
Group A Crimes per 100,000 population	2,272.7	Simple Assault		1	1	1	0
				Intimidation		1	1
				Stalking		0	0
				Kidnapping/Abduction		0	0
Arrest Overview				Rape			
Total Arrests	23	Sodomy				0	0
Adult Arrests	22	Sexual Assault With An Object				0	0
Juvenile Arrests	1	Fondling				0	0
Unknown Age	0	Incest				0	0
Arrests per 100,000 population	2,613.6	Statutory Rape				0	0
				Commercial Sex Acts		0	0
				Involuntary Servitude		0	0
				Crimes Against Property			
Average number offenses/incident				Arson		0	0
				Bribery		0	0
Domestic Incident Victims				Burglary/Breaking & Entering		1	0
Offense	Reported	Cleared	Counterfeiting/Forgery		0	0	0
Murder and Nonnegligent Manslaughter	0	0	Destruction/Damage/Vandalism of Property		1	1	0
Aggravated Assault	1	1	Embezzlement		0	0	0
Simple Assault	1	1	Extortion/Blackmail		0	0	0
Intimidation	0	0	False Pretenses/Swindle/Confidence Game		0	0	0
Stalking	0	0	Credit Card/Automated Teller Machine Fraud		0	0	0
Rape	0	0	Impersonation		0	0	0
Sodomy	0	0	Welfare Fraud		0	0	0
Sexual Assault With An Object	0	0	Wire Fraud		0	0	0
Fondling	0	0	Identity Theft		0	0	0
Incest	0	0	Hacking/Computer Invasion		0	0	0
Statutory Rape	0	0	Robbery		0	0	0
Kidnapping/Abduction	0	0	Pocket-picking		0	0	0
Total	2	2	Purse-snatching		0	0	0
				Shoplifting		0	0
Group B Arrests				Theft From Building		4	1
Offense	Adult	Juvenile	Theft From Coin Operated Machine or Device		0	0	0
Bad Checks	0	0	Theft From Motor Vehicle		0	0	0
Curfew/Loitering/Vagrancy Violations	0	0	Theft of Motor Vehicle Parts/Accessories		0	0	0
Disorderly Conduct	1	0	All Other Larceny		4	1	0
Driving Under the Influence	6	0	Motor Vehicle Theft		0	0	0
Drunkenness	0	0	Stolen Property Offenses		0	0	0
Family Offenses (Nonviolent)	0	0	Crimes Against Society				
Liquor Law Violations	0	0	Drug/Narcotic Violations		5	5	5
Peeping Tom	0	0	Drug Equipment Violations		1	1	0
Runaway	0	0	Betting/Wagering		0	0	0
Trespass of Real Property	0	0	Operating/Promoting/Assisting Gambling		0	0	0
All Other Offenses	5	0	Gambling Equipment Violations		0	0	0
Total Group B	12	0	Sports Tampering		0	0	0
				Pornography/Obscene Material		1	0
				Prostitution		0	0
				Assisting or Promoting Prostitution		0	0
				Purchasing Prostitution		0	0
				Weapon Law Violations		0	0
				Animal Cruelty		0	0
				Total Group A Offenses		20	12
						10	1

(*) Offenses are counted using the FBI Units of Count for Crime
 (**) The 'Arrests' column shows arrests made for incidents during the selected period, regardless of arrest date. Arrest counts for the same period may change over time.
 (***) Negligent Manslaughter now includes the killing of another person associated with driving under the influence, distracted driving (using a cell or smartphone), and reckless driving fatalities.

ND State Highway Patrol – 2020

2020 Population Estimate		N/A	Offenses (*)		Arrests (**)	
Group A Offenses			Reported	Cleared	Adult	Juvenile
Offense Overview						
Crimes Against Persons (***)						
Offense Total	1,354	Murder and Nonnegligent Manslaughter			0	0
Number Cleared	1,341	Negligent Manslaughter	6	4	3	0
Percent Cleared	99.04%	Aggravated Assault	9	9	5	1
Group A Crimes per 100,000 population	N/A	Simple Assault	19	19	16	0
		Intimidation	8	8	6	0
		Stalking	1	1	1	0
		Kidnapping/Abduction			0	0
		Rape			0	0
		Sodomy			0	0
		Sexual Assault With An Object			0	0
		Fondling	3	3	3	0
		Incest			0	0
		Statutory Rape			0	0
		Commercial Sex Acts			0	0
		Involuntary Servitude			0	0
		Crimes Against Property				
		Arson	0	0	0	0
		Bribery	0	0	0	0
		Burglary/Breaking & Entering	1	1	1	0
		Counterfeiting/Forgery	7	7	5	0
		Destruction/Damage/Vandalism of Property	6	5	4	0
		Embezzlement	0	0	0	0
		Extortion/Blackmail	0	0	0	0
		False Pretenses/Swindle/Confidence Game	71	70	59	0
		Credit Card/Automated Teller Machine Fraud	0	0	0	0
		Impersonation	0	0	0	0
		Welfare Fraud	0	0	0	0
		Wire Fraud	0	0	0	0
		Identity Theft	1	0	0	0
		Hacking/Computer Invasion	0	0	0	0
		Robbery	0	0	0	0
		Pocket-picking	0	0	0	0
		Purse-snatching	0	0	0	0
		Shoplifting	0	0	0	0
		Theft From Building	0	0	0	0
		Theft From Coin Operated Machine or Device	1	0	0	0
		Theft From Motor Vehicle	0	0	0	0
		Theft of Motor Vehicle Parts/Accessories	0	0	0	0
		All Other Larceny	0	0	0	0
		Motor Vehicle Theft	19	16	11	0
		Stolen Property Offenses	15	14	7	1
		Crimes Against Society				
		Drug/Narcotic Violations	568	567	478	11
		Drug Equipment Violations	570	568	327	13
		Betting/Wagering	0	0	0	0
		Operating/Promoting/Assisting Gambling	0	0	0	0
		Gambling Equipment Violations	0	0	0	0
		Sports Tampering	0	0	0	0
		Pornography/Obscene Material	0	0	0	0
		Prostitution	0	0	0	0
		Assisting or Promoting Prostitution	0	0	0	0
		Purchasing Prostitution	0	0	0	0
		Weapon Law Violations	49	49	32	2
		Animal Cruelty	0	0	0	0
		Total Group A Offenses	1,354	1,341	958	28

Domestic Incident Victims		Reported	Cleared
Offense			
Murder and Nonnegligent Manslaughter	0	0	
Aggravated Assault	3	3	
Simple Assault	4	4	
Intimidation	0	0	
Stalking	0	0	
Rape	0	0	
Sodomy	0	0	
Sexual Assault With An Object	0	0	
Fondling	1	1	
Incest	0	0	
Statutory Rape	0	0	
Kidnapping/Abduction	0	0	
Total	8	8	

Group B Arrests		Adult	Juvenile
Offense			
Bad Checks	0	0	
Curfew/Loitering/Vagrancy Violations	0	0	
Disorderly Conduct	15	0	
Driving Under the Influence	990	9	
Drunkenness	0	0	
Family Offenses (Nonviolent)	0	0	
Liquor Law Violations	673	71	
Peeping Tom	0	0	
Runaway	0	0	
Trespass of Real Property	1	0	
All Other Offenses	266	47	
Total Group B	1,945	127	

(*) Offenses are counted using the FBI Units of Count for Crime
(**) The 'Arrests' column shows arrests made for incidents during the selected period, regardless of arrest date. Arrest counts for the same period may change over time.
(***) Negligent Manslaughter now includes the killing of another person associated with driving under the influence, distracted driving (using a cell or smartphone), and reckless driving fatalities.

NIBRS OFFENSE DEFINITIONS

NATIONAL INCIDENT-BASED CRIME REPORTING OFFENSE DEFINITIONS

Offenses in National Incident-Base Reporting System are divided into two groups designated as Group A and Group B crimes. Information on the number of Group A offenses known to law enforcement, the number cleared by arrest or exceptional means, and the number of persons arrested is reported monthly. Arrest data are reported for Group A and Group B offenses.

NOTE: The classifications of these offenses for NIBRS reporting purposes as of 2020 are based on law enforcement investigation as opposed to determination by a court, medical examiner, jury, or other judicial hearing.

GROUP ‘A’ OFFENSES:

ANIMAL CRUELTY

Offense Code **720** (Crimes Against Society)

Intentionally, knowingly, or recklessly taking an action that mistreats or kills any animal without just cause, such as torturing, tormenting, mutilation, maiming, poisoning, or abandonment. Included are instances of duty to provide care, e.g., shelter, food, water, care if sick or injured; transporting or confining an animal in a manner likely to cause injury or death; causing an animal to fight with another; inflicting excessive or repeated unnecessary pain or suffering, e.g., uses objects to beat or injure an animal. This definition does not include proper maintenance of animals for show or sport; use of animals for food, lawful hunting, fishing or trapping.

ARSON

Offense Code **200** (Crimes Against Property)

To unlawfully and intentionally damage, or attempt to damage, any real or personal property by fire or incendiary device.

ASSAULT – AGGRAVATED

Offense Code **13A** (Crimes Against Persons)

An unlawful attack by one person upon another wherein the offender uses or displays a weapon in a threatening manner, or the victim suffers obvious severe or aggravated bodily injury involving apparent broken bones, loss of teeth, possible internal injury, severe laceration, or loss of consciousness.

ASSAULT – SIMPLE

Offense Code **13B** (Crimes Against Persons)

An unlawful physical attack by one person upon another where neither the offender displays a weapon, nor the victim suffers obvious severe or aggravated bodily injury involving apparent broken bones, loss of teeth, possible internal injury, severe laceration, or loss of consciousness.

ASSAULT – INTIMIDATION

Offense Code **13C** (Crimes Against Persons)

To unlawfully place another person in reasonable fear of bodily harm through the use of threatening words and/or other conduct, but without displaying a weapon or subjecting the victim to actual physical attack.

ASSAULT – STALKING

Offense Code **13D** (Crimes Against Persons)

To engage in an intentional pattern of conduct consisting of two or more acts directed at a specific person which frightens, intimidates, or harasses that person, and which serves no legitimate purpose. The course of conduct must be such as would cause a reasonable person to experience fear, intimidation, or harassment.

NOTE: By definition there are no “attempted” assaults, only completed assaults.

BRIBERY (Except Sports Bribery)

Offense Code **510** (Crimes Against Property)

The offering, giving, receiving or soliciting of anything of value (i.e., a bribe, gratuity, or kickback) to sway the judgment or action of a person in a position of trust or influence.

BURGLARY/BREAKING AND ENTERING

Offense Code **220** (Crimes Against Property)

The unlawful entry into a building or other structure with the intent to commit a felony or a theft.

When a hotel, motel, inn or other temporary lodging, or a rental storage facility is burglarized, the number of premises (e.g., rooms, suites, units, storage compartments, etc.) entered must be reported.

Incidental damage resulting from a burglary may be reported under the offense category “Destruction/Damage/Vandalism” if the damage is “substantial”.

COUNTERFEITING/FORGERY

Offense Code **250** (Crimes Against Property)

The altering, copying, or imitation of something, without authority or right, with the intent to deceive or defraud by passing the copy or thing altered or imitated as that which is original or genuine; or the selling, buying, or possession of an altered, copied, or imitated thing with the intent to deceive or defraud.

DESTRUCTION/DAMAGE/VANDALISM OF PROPERTY

Offense Code **290** (Crimes Against Property)

To willfully or maliciously destroy, damage, deface, or otherwise injure real or personal property without the consent of the owner or the person having custody or control of it.

Damage that is incidental to the commission of another offense may be reported separately if the damage is “substantial”, except the incidental damage caused by fighting a fire caused by an arson offense should be indicated as part of the loss caused by burning.

DRUG/NARCOTIC VIOLATIONS (Except “DUI)

Offense Code **35A** (Crimes Against Society)

The unlawful cultivation, manufacture, distribution, sale, purchase, use, possession, transportation or importation of any controlled drug or narcotic substance.

DRUG EQUIPMENT VIOLATIONS

Offense Code **35B** (Crimes Against Society)

The unlawful manufacture, sale, purchase, possession, or transportation of equipment or devices utilized in preparing or using drugs or narcotics

EMBEZZLEMENT

Offense Code **270** (Crimes Against Property)

The unlawful misappropriation by an offender to his/her own use or purpose of money, property, or some other thing of value entrusted to his/her care, custody or control.

EXTORTION/BLACKMAIL

Offense Code **210** (Crimes Against Property)

To unlawfully obtain money, property, or any other thing of value, either tangible or intangible, through the use or threat of force, misuse of authority, threat of criminal prosecution, threat of destruction of reputation or social standing, or through other coercive means.

FRAUD – FALSE PRETENSES/SWINDLE/CONFIDENCE GAME

Offense Code **26A** (Crimes Against Property)

The intentional misrepresentation of existing fact or condition, or the use of some other deceptive scheme or device, to obtain money, goods, or other things of value.

FRAUD – CREDIT CARD/AUTOMATIC TELLER MACHINE FRAUD

Offense Code **26B** (Crimes Against Property)

The unlawful use of a credit (or debit) card or automatic teller machine for fraudulent purposes.

FRAUD – IMPERSONATION

Offense Code **26C** (Crimes Against Property)

Falsely representing one's identity or position, and acting in the character or position thus unlawfully assumed, to deceive others and thereby gain a profit or advantage, enjoy some right or privilege, or subject another person or entity to an expense, charge, or liability that would not have otherwise been incurred.

FRAUD – WELFARE FRAUD

Offense Code **26D** (Crimes Against Property)

The use of deceitful statements, practices, or devices to unlawfully obtain welfare benefits.

FRAUD – WIRE FRAUD

Offense Code **26E** (Crimes Against Property)

The use of an electric or electronic communications facility to intentionally transmit a false and/or deceptive message in furtherance of a fraudulent activity.

FRAUD – IDENTITY THEFT

Offense Code **26F** (Crime Against Property)

Wrongfully obtaining and using another person's personal data (e.g., name, date of birth, Social Security Number, driver's license number, credit card number).

FRAUD – HACKING/COMPUTER INVASION

Offense Code **26G** (Crime Against Property)

Wrongfully gaining access to another person's or institution's computer software, hardware, or network without authorized permissions or security clearances.

GAMBLING – BETTING/WAGERING

Offense Code **39A** (Crimes Against Society)

To unlawfully stake money or something else of value on the happening of an uncertain event or on the ascertainment of a fact in dispute.

GAMBLING – OPERATING/PROMOTING/ASSISTING GAMBLING

Offense Code **39B** (Crimes Against Society)

To unlawfully operate, promote, or assist in the operation of a game of chance, lottery, or other gambling activity.

GAMBLING – GAMBLING EQUIPMENT VIOLATIONS

Offense Code **39C** (Crimes Against Society)

To unlawfully manufacture, sell, buy, possess, or transport equipment, devices, and/or goods used for gambling purposes.

GAMBLING – SPORTS TAMPERING

Offense Code **39D** (Crimes Against Society)

To unlawfully alter, meddle in, or otherwise interfere with a sporting contest or event for the purpose of gaining a gambling advantage.

HOMICIDE – MURDER AND NON-NEGLIGENT MANSLAUGHTER

Offense Code **09A** (Crimes Against Persons)

The willful (non-negligent) killing of one human being by another.

“Assault to Murder” and Attempted Murder” are to be reported as Aggravated Assault.

HOMICIDE – NEGLIGENT MANSLAUGHTER

Offense Code **09B** (Crimes Against Persons)

The killing of another person through negligence. The offense does not include “Vehicular Manslaughter” which is reportable as offense 09E.

HUMAN TRAFFICKING – COMMERCIAL SEX ACTS

Offense Code **64A** (Crime Against Person)

Inducing a person by force, fraud, or coercion to participate in commercial sex acts, or in which the person induced to perform such act(s) has not attained 18 years of age.

HUMAN TRAFFICKING – INVOLUNTARY SERVITUDE

Offense Code **64B** (Crime Against Person)

The obtaining of a person(s) through recruitment, harboring, transportation, or provision, and subjecting such persons by force, fraud, or coercion into involuntary servitude, peonage, debt bondage, or slavery (not to include commercial sex acts).

KIDNAPPING/ABDUCTION

Offense Code **100** (Crimes Against Persons)

The unlawful seizure, transportation, and/or detention of a person against his/her will, or of a minor without the consent of his/her custodial parent(s) or legal guardian(s).

LARCENY/THEFT – POCKET-PICKING

Offense Code **23A** (Crimes Against Property)

The theft of articles from another person's physical possession by stealth where the victim usually does not become immediately aware of the theft.

LARCENY/THEFT – PURSE-SNATCHING

Offense Code **23B** (Crimes Against Property)

The grabbing or snatching of a purse, handbag, etc., from the physical possession of another person.

LARCENY/THEFT – SHOPLIFTING

Offense Code **23C** (Crimes Against Property)

The theft, by someone other than an employee of the victim, of goods or merchandise exposed for sale.

LARCENY/THEFT – THEFT FROM BUILDING

Offense Code **23D** (Crimes Against Property)

A theft from within a building which is either open to the general public or to which the offender has legal access.

LARCENY/THEFT – THEFT FROM COIN-OPERATED MACHINE OR DEVICE

Offense Code **23E** (Crimes Against Property)

A theft from a machine or device that is operated or activated by the use of coins.

LARCENY/THEFT – THEFT FROM MOTOR VEHICLE

Offense Code **23F** (Crimes Against Property)

The theft of articles from a motor vehicle, whether locked or unlocked. (Except "Theft of Motor Vehicle. Parts or Accessories")

LARCENY/THEFT – THEFT OF MOTOR VEHICLE PARTS OR ACCESSORIES

Offense Code **23G** (Crimes Against Property)

The theft of any part or accessory affixed to the interior or exterior of a motor vehicle in a manner which would make the item an attachment of the vehicle or necessary for its operation.

LARCENY/THEFT – ALL OTHER LARCENY

Offense Code **23H** (Crimes Against Property)

All thefts that do not fit any of the definitions of the specific subcategories of Larceny/Theft listed above.

This subcategory includes thefts from fenced enclosures, boats and airplanes. Thefts of animals, lawn mowers, lawn furniture, hand tools, and farm and construction equipment are also included where no break-in of a structure is involved.

MOTOR VEHICLE THEFT

Offense Code **240** (Crimes Against Property)

The theft of a motor vehicle, including automobiles, buses, recreational vehicles, trucks, and other motor vehicles.

PORNOGRAPHY/OBSCENE MATERIAL

Offense Code **370** (Crimes Against Society)

The violation of laws or ordinances prohibiting the manufacture, publishing, sale, purchase, or possession of sexually explicit material, e.g., literature, photographs, etc.

PROSTITUTION

Offense Code **40A** (Crimes Against Society)

To unlawfully engage in sexual relations for profit.

PROSTITUTION – ASSISTING OR PROMOTING

Offense Code **40B** (Crimes Against Society)

To solicit customers or transport persons for prostitution purposes; to own, manage, or operate a dwelling or other establishment for the purpose of providing a place where prostitution is performed; or to otherwise assist or promote prostitution.

PROSTITUTION – PURCHASING

Offense Code **40C** (Crime Against Society)

To purchase or trade anything of value for commercial sex acts.

ROBBERY

Offense Code **120** (Crimes Against Property)

The taking or attempting to take anything of value under confrontational circumstances from the control, custody, or care of another person by force or threat of force or violence and/or by putting the victim in fear of immediate harm.

Because some type of assault is an element of the crime of Robbery, an assault should not be reported as a separate crime as long as it was performed in furtherance of the robbery. However, if the injury results in death, a Homicide Offense must also be reported.

In a bank robbery, the primary victim would be the “Financial Institution,” but the teller toward whom the robber pointed the gun and made a demand should also be reported as a victim.

SEX OFFENSES – RAPE (Except “Statutory Rape”)

Offense Code **11A** (Crimes Against Persons)

The carnal knowledge of a person, without the consent of the victim, including instances where the victim is incapable of giving consent because of his/her age or because of his/her temporary or permanent mental or physical incapacity.

SEX OFFENSES – SODOMY

Offense Code **11B** (Crimes Against Persons)

Oral or anal sexual intercourse with another person, without the consent of the victim, including instances where the victim is incapable of giving consent because of his/her age or because of his/her temporary or permanent mental or physical incapacity.
(This includes members of the same sex.)

SEX OFFENSES – SEXUAL ASSAULT WITH AN OBJECT

Offense Code **11C** (Crimes Against Persons)

To use an object or instrument to unlawfully penetrate, however slightly, the genital or anal opening of the body of another person, without the consent of the victim, including instances where the victim is incapable of giving consent because of his/her age or because of his/her temporary or permanent mental or physical incapacity.

SEX OFFENSES – FONDLING

Offense Code **11D** (Crimes Against Persons)

The touching of the private body parts of another person for the purpose of sexual gratification, without consent of the victim including instances where the victim is incapable of giving consent because of his/her age or because of his/her temporary or permanent mental or physical incapacity.

SEX OFFENSES, NON-FORCIBLE – INCEST

Offense Code **36A** (Crimes Against Persons)

Non-forcible sexual intercourse between persons who are related to each other within the degrees wherein marriage is prohibited by law.

SEX OFFENSES, NON-FORCIBLE – STATUTORY RAPE

Offense Code **36B** (Crimes Against Persons)

Non-forcible sexual intercourse with a person who is under the statutory age of consent.

“With the consent of the victim” is an element of Statutory Rape. In addition, there is no force or coercion used in Statutory Rape; the act is not an attack.

STOLEN PROPERTY OFFENSES

Offense Code **280** (Crimes Against Property)

Receiving, buying, selling, possessing, concealing, or transporting any property with the knowledge that it has been unlawfully taken, as by Burglary, Embezzlement, Fraud, Larceny/Theft, Robbery, etc.

WEAPON LAW VIOLATIONS

Offense Code **520** (Crimes Against Society)

The violation of laws or ordinances prohibiting the manufacture, sale, purchase, transportation, possession, concealment, or use of firearms, cutting instruments, explosives, incendiary devices or other deadly weapons.

GROUP ‘B’ OFFENSES:

BAD CHECKS (Except counterfeited or forged checks)

Offense Code **90A** (Crimes Against Property)

Knowingly and intentionally writing and/or negotiating checks drawn against insufficient or nonexistent funds.

CURFEW/LOITERING/VAGRANCY

Offense Code **90B** (Crimes Against Society)

The violation of a court order, regulation, ordinance, or law requiring the withdrawal of persons from the streets of other specified areas; prohibiting persons from remaining in an area or place in an idle or aimless manner; or prohibiting persons from going from place to place without visible means of support.

DISORDERLY CONDUCT

Offense Code **90C** (Crimes Against Society)

Any behavior that tends to disturb the public peace or decorum, scandalizes the community, or shock the public sense of morality.

DRIVING UNDER THE INFLUENCE

Offense Code **90D** (Crimes Against Society)

Driving or operating a motor vehicle or common carrier while mentally or physically impaired as the result of consuming an alcoholic beverage or using a drug or narcotic. This offense includes being in “Actual Physical Control.”

DRUNKENNESS (Except DUI)

Offense Code **90E** (This is not a crime.)

To drink alcoholic beverages to the extent that one’s mental faculties and physical coordination are substantially impaired.

FAMILY OFFENSE, NON-VIOLENT

Offense Code **90F** (Crimes Against Persons and Society)

Unlawful, nonviolent acts by a family member (or legal guardian) that threaten the physical, mental, or economic well-being or morals of another family member, and that are not classifiable as other offenses, such as Assault, Incest, Statutory Rape, etc.

This offense includes: Abandonment; Desertion; Neglect; Nonsupport; Nonviolent Abuse; or Non-Violent Cruelty to other family members. It also includes the nonpayment of court-ordered alimony, as long as it is not considered Contempt of Court within the reporting jurisdiction. Do not include victims of these offenses who are taken into custody for their own protection.

LIQUOR LAW VIOLATIONS (Except DUI and Drunkenness)

Offense Code **90G** (Crimes Against Society)

The violation of laws or ordinances prohibiting the manufacture, sale, purchase, transportation, possession, or use of alcoholic beverages.

PEEPING TOM

Offense Code **90H** (Crimes Against Society)

To secretly look through a window, doorway, keyhole, or other aperture for the purpose of voyeurism.

TRESPASS ON REAL PROPERTY

Offense Code **90J** (Crimes Against Society)

To unlawfully enter land, a dwelling, or other real property.

ALL OTHER OFFENSES

Offense Code **90Z** (Crimes Against Persons, Property and Society)

All crimes that are not Group A offenses and not included in one of the specifically named Group B crime categories listed above.

Traffic offenses, except for Hit and Run, are excluded.

**FULL-TIME LAW
ENFORCEMENT EMPLOYEES**

**NUMBER OF FULL-TIME LAW ENFORCEMENT EMPLOYEES
REPORTED BY UCR AGENCIES
AS OF OCTOBER 31, 2020**

Agency	Law Enforcement Officers		Civilian Personnel		Total Full-Time			Population
	Male	Female	Male	Female	Male	Female	Total	
Adams SO	4		1		5		5	2,178
Barnes SO	10			1	10	1	11	3,945
Valley City PD	12	2		3	12	5	17	6,288
Benson SO	2				2		2	6,775
Billings SO	6				6		6	805
Medora PD	2				2		2	131
Bottineau SO	11		5	5	16	5	21	6,196
Bowman SO	4			1	4	1	5	1,384
Bowman PD	3		1		4		4	1,594
Burke SO	5	1			5	1	6	1,825
Powers Lake PD	2				2		2	285
Burleigh SO	53	5	52	37	105	42	147	17,251
Bismarck PD	118	11	11	19	129	30	159	74,997
Lincoln PD	4	2			4	2	6	4,006
Bismarck State PD *	2		1		3		3	
Cass SO	83	24	43	32	126	56	182	18,304
Fargo PD	157	24	21	2	178	26	204	126,927
West Fargo PD	58	7	1	12	59	19	78	38,561
NDSU PD *	10	5	4	4	14	9	23	
Cavalier SO	6		1	5	7	5	12	3,697
Dickey SO	3	1		1	3	2	5	1,859
Ellendale PD	2				2		2	1,232
Oakes PD	3				3		3	1,685
Divide SO	5			1	5	1	6	2,261
Dunn SO	19	1		2	19	3	22	3,286
Killdeer PD	5				5		5	1,202
Eddy SO	5		1		6		6	2,251
Emmons SO	5		1		6		6	3,175
Foster SO	2	1		1	2	2	4	1,190
Carrington PD	3	1			3	1	4	1,971
Golden Valley SO	3		1	1	4	1	5	1,751
Grand Forks SO	32	1	6		38	1	39	10,441
Grand Forks PD	80	11	5	10	85	21	106	56,163
Northwood PD	2				2		2	890
Emerado PD	1				1		1	451
Thompson PD	1				1		1	1,025
UND PD *	17	2		1	17	3	20	
Grant SO	4	1			4	1	5	2,236
Griggs SO	2	1			2	1	3	2,187
Hettinger SO	5	2		1	5	3	8	2,475
Kidder SO	2			1	2	1	3	1,746
Steele PD	1				1		1	711
LaMoure SO	5			1	5	1	6	3,110
LaMoure PD	1				1		1	883
Logan SO	3				3		3	1,067
Napoleon PD	1				1		1	747
McHenry SO	7	1			7	1	8	5,723
McIntosh SO	2	1			2	1	3	1,559
Wishek PD	2				2		2	880
McKenzie SO	31	7		15	31	22	53	7,055
Watford City PD	17	4		6	17	10	27	9,309
McLean SO	25	1	10	5	35	6	41	7,936
Garrison PD								1,462
Mercer SO	13	1	4	7	17	8	25	2,634
Beulah PD	5			1	5	1	6	3,141
Hazen PD	4	1			4	1	5	2,298
Morton SO	32	4	2	5	34	9	43	8,249
Mandan PD	29	9	3	4	32	13	45	23,221

* Included in City's Population

Agency	Law Enforcement Officers		Civilian Personnel		Total Full-Time			Population
	Male	Female	Male	Female	Male	Female	Total	
Mountrail SO	11		3	9	14	9	23	5,258
New Town PD	3	2			3	2	5	2,677
Stanley PD	3	1			3	1	4	2,868
Nelson SO	4	1		1	4	2	6	2,822
Oliver SO	4			1	4	1	5	1,951
Pembina SO	9		3	4	12	4	16	5,437
Cavalier PD	3				3		3	1,226
Pierce SO	4		18	16	22	16	38	1,331
Rugby PD	3				3		3	2,561
Ramsey SO	7	1		1	7	2	9	4,062
Devils Lake PD	15	4	1	1	16	5	21	7,339
Ransom SO	5			1	5	1	6	3,096
Lisbon PD	4				4		4	2,041
Renville SO	4	2		1	4	3	7	2,286
Richland SO	16	2	4	16	20	18	38	8,252
Wahpeton PD	13	3		2	13	5	18	7,731
NDSOS PD *	2	1		1	2	2	4	
Rolette SO	7	1	11	7	18	8	26	12,200
Rolla PD	4				4		4	1,249
Rolette PD	1				1		1	592
Sargent SO	5			1	5	1	6	3,865
Sheridan SO	4			1	4	1	5	1,301
Sioux SO	1				1		1	4,194
Slope SO	1				1		1	744
Stark SO	22	4		5	22	9	31	7,223
Dickinson PD	34	7	1	19	35	26	61	23,801
Belfield PD	1				1		1	1,039
Steele SO	3				3		3	1,858
Stutsman SO	10	2		2	10	4	14	5,387
Jamestown PD	27	2		4	27	6	33	15,044
Towner SO	6		1		7		7	2,159
Traill SO	9	1		4	9	5	14	7,941
Walsh SO	10	1	3	4	13	5	18	6,331
Grafton PD	8	1		1	8	2	10	4,143
Ward SO	35	7	35	27	70	34	104	15,277
Kenmare PD	1	1			1	1	2	1,013
Minot PD	66	17	2	25	68	42	110	48,108
Burlington PD	2				2		2	1,218
Surrey PD	1	1			1	1	2	1,452
Berthold PD	1				1		1	483
Wells SO	4			1	4	1	5	2,124
Harvey PD	2	2			2	2	4	1,630
Williams SO	38	6	20	26	58	32	90	6,045
Tioga PD	5			2	5	2	7	1,348
Williston PD	64	10	2	11	66	21	87	31,046
Ray PD	1				1		1	945
Highway Patrol	145	7	17	29	162	36	198	
Total	1,559	219	295	407	1,854	626	2,480	765,309

* Included in City's Population