

Office of Attorney General
Bureau of Criminal Investigation

Crime in North Dakota, 2015

Wayne Stenehjem
Attorney General

Prepared by
Colleen Weltz
NIBRS/UCR Program Manager
2016

INTRODUCTION

The North Dakota Incident-Based Reporting (IBR) program involves the collection, compilation, and analysis of crime and arrest statistics reported by the various local law enforcement agencies throughout the state. Fifty-three sheriffs' departments, 54 police departments, 10 Task Forces and the ND Highway Patrol reported to the ND IBR program in 2015.

Every effort is taken to include the homicide offenses that occur on the Tribal Law Enforcement jurisdictions. No arrest figures for reservations in the state are included in these totals. Tribal law enforcement agencies do not participate in the state ND IBR program.

INCIDENT-BASED REPORTING: North Dakota law enforcement agencies use a standard incident form or RMS software to collect data on each incident reported to their respective agencies. Data collected includes: type of incident, where and when the incident took place, victim characteristics, suspect/arrestee characteristics, property involved in the incident, etc.

To allow for comparison among several geographic or jurisdictional areas with differing populations or to allow comparisons across time in an area undergoing population fluctuations, the ND IBR program provides for the calculation of crime rates to remove any potential biases created by population differences. Because a rate relates the incidence of activity to population, it is possible to measure annual fluctuations in criminal activity by comparing rates of crime reported in any given year with those reported in other years. National publications report crime rates calculated based on the number of reported offenses per 100,000 population. This publication provides crime rate information calculated in the same manner.

Trends

The 2015 Crime in North Dakota is based solely upon incident data. Data submitted by ND IBR to the FBI is converted from incident based statistics to the summary system of reporting. In the FBI data, only the most serious of the eight Index crimes are reported. The number of victims is counted in the most serious offenses of homicide, assault, kidnapping or rape. We strongly discourage attempting to compare the ND IBR data to any previously UCR Summary data released by North Dakota or the FBI in the Crime in the United States publications. The data sets are not comparable due to the number of types of crimes reported and that all offenses in the incident are reported in ND IBR.

Differences between ND IBRS and FBI released data

The Crime in North Dakota 2015 is a crime statistic publication using the National Incident-Based Reporting System (NIBRS). There are important factors that must be considered when reading or using this report as well as crime statistic reports available from the FBI or other sources:

1. The data used to compile this report are based on a “snapshot” of the ND state repository database as of June 5, 2016. In NIBRS, there are no ‘fixed’ statistics because law enforcement agencies update their incidents as new information becomes available
2. The data used in this report are based on the NIBRS method of submitting crime statistics. It is more comprehensive and detailed than the Summary Reporting System used in the past so the statistics in NIBRS and Summary Reporting should not be compared.
3. The data displayed in this report should not be compared to the FBI Crime in the US 2015 report which will be published later this year. Even though North Dakota forwards the crime data submitted via NIBRS to the FBI, the FBI converts that data to the Summary Reporting System and the offenses are counted differently.
4. The data displayed per agency in this report should not be used to compare to other agencies or compile “ranking” of cities and counties. There are several variables which contribute to crime in a particular jurisdiction, including the demographics/economics/cultural make-up of the population, the local industrial/economic base, its dependence upon neighboring jurisdictions, the transportation system, its economic dependence on non-residents (such as tourists, shoppers, or other day-time visitors), and its proximity to military installations, correctional facilities, universities/colleges, or state hospitals.

Classification of Offenses

All offenses are classified on the basis of law enforcement investigation in accordance with national NIBRS offense definitions and are not necessarily identical to the NDCC definitions. Because NIBRS identifies and tallies law enforcement contact, offense classifications are not based on filings of the prosecutor, court, medical examiner, jury, or other judicial or subsequent findings.

National Incident-Based Reporting System (NIBRS)

NIBRS divides offenses into two (2) categories of offenses designated as Group A - Incident and Group B -Arrest.

1. The Group A offenses collected in the NIBRS program are: Arson; Assault; Bribery; Burglary; Counterfeiting/Forgery; Destruction/Damage/Vandalism of Property; Drug/Narcotic Offenses; Embezzlement; Extortion/Blackmail; Fraud; Gambling Offenses; Homicide Offenses; Human Trafficking; Kidnapping/Abduction; Larceny/Theft Offenses; Motor Vehicle Theft; Pornography/Obscene Material Offenses; Prostitution Offenses; Robbery; Sex Offenses; Non-Forcible Sex Offenses; Stolen Property Offense and; Weapon Law Violations. Group A offenses include statistical data on the incident, all offenses committed, property involved, weapons involved, victim and offender demographics, arrest information, and clearance status.
2. Group B offenses, for which only arrest data are collected, include: Bad Checks; Curfew/Vagrancy Violations; Disorderly Conduct; Driving Under the Influence; Non-Violent Family Offenses; Liquor Law Violations; Peeping Tom; Trespass of Real Property; and All Other Non-Traffic Offenses.

Counting Offenses

For counting purposes, agencies should count one offense for each victim of a Crimes Against Persons, one offense for each distinct operation of a Crimes Against Property (with the exception of motor vehicle theft, where one offense is counted for each stolen vehicle), and one offense for each Crimes Against Society. All crimes committed within the same incident by the same person or group of persons, without a significant time or space interval separating them, are reported in NIBRS - a hierarchy rule does not exist as it does in Summary Reporting. For example, if a rape case involves crimes of motor vehicle theft and kidnapping, all crimes are reported. However, if a crime is an inherent part of another crime, only one crime may be appropriately reported. For example, larceny is inherent in the crime of burglary and would not be reported as a separate crime in the incident; however, if the suspect, upon leaving the residence, takes items outside the structure, larceny would be reported as a second crime. As another example, assault is an element in robbery and would not be reported as a crime separately from the robbery; however, if the suspect forces the victim to engage in a sexual act, both a robbery and sex offense would be reported because a sexual act is not an element of robbery.

Arrests

In NIBRS, the law enforcement agencies collect detailed data elements related to incidents and arrests. The Group A - Incident Reports are comprised of segments (Administrative, Offense, Property, Victim, Offender, and Arrestee) and within the segments are multiple data elements identifying the incident, such as originating agency identifier (ORI), incident number, date, location, offense, demographics, and other relevant segment categories. Therefore, unlike Summary Reporting, NIBRS arrests and clearances can be submitted as updates to the Group A - Incidents reported.

Clearances

In NIBRS, clearances are based on the incident-level rather than the offense-level. If one offense within an incident is cleared, all offenses in that incident are cleared. Likewise, the arrest of one offender in an incident will clear it even if other offenders have not been arrested yet. Clearances by arrest are automatically created when an Arrest Segment is submitted with a Group A - Incident. An incident cannot be cleared exceptionally if there has been an arrest. Not all crimes are cleared within the calendar year in which the offense occurs.

Clearances by Exceptional Means allow an agency to clear an incident without an arrest. The criteria include: 1) the identity of at least one offender must be known; 2) sufficient probable cause must have been developed to support the arrest and prosecution of the offender; 3) the offender's exact location must be known, and; 4) there must be a reason, outside of law enforcement's control, which prevents the arrest. For example, the death of the offender or the offender is in the custody of another jurisdiction.

TABLE OF CONTENTS

Introduction	1
Table of Contents.....	4
North Dakota Crime Summary, 2015	5
Statewide Analysis.....	6
Group A Offenses	9
Crimes Against Persons	16
Crimes Against Property	21
Crimes Against Society	23
Group B Offenses	25
Arrests in 2015	28
Arrests 2010-2015	37
Drug/Narcotics Analysis	45
DUI Arrest Analysis	49
Crime Summary by Reporting County Sheriff’s Office	51
Crime Summary by Reporting Police Department	105
NIBRS Offense Definitions	161
Full-Time Law Enforcement Employees	172

NORTH DAKOTA CRIME SUMMARY, 2015

In 2015, 48,288 Group A offenses were reported by local law enforcement agencies. This is an increase of 12.4 percent from the total of 42,968 reported in 2014.

The Census Bureau estimate of North Dakota's population for 2015 is 756,927. The crime rate per 100,000 population for 2015 is 6379.5. The crime rate for 2014 was 5810.6 per 100,000 population. This is a 9.8 percent increase in the crime rate of the Group A offenses.

The total number of reported Crimes Against Persons (e.g. murder, rape, and assaults) was 9,469. This represents an increase of 9.5 percent from the total of 8,645 reported in 2014. In 2013, 8,788 Crimes Against Persons were reported.

Crimes Against Persons offenses comprised 19.6 percent of reported Group A crime offenses in North Dakota in 2015.

Collectively, Crimes Against Property (e.g. burglary, robbery, larceny/theft and motor vehicle theft) increased by 14 percent from 23,712 reported in 2014 to 27,032 reported in 2015.

Crimes Against Property accounted for 56 percent of total Group A crime offenses reported in 2015.

In 2015, the total number of Crimes Against Society (e.g. drug/narcotics violations, drug equipment violations, and weapon violations) reported 11,787. This is an increase of 11.1 percent from 2014 total of 10,611. In 2013, 8,622 Crimes Against Society were reported.

North Dakota law enforcement agencies reported 31,648 arrests in 2015. A total of 30,406 arrests was reported in 2014.

In 2015, juvenile arrests accounted for 12 percent of the total arrests.

The number of reported arrests in 2015 for DUI decreased to 6,229 from 6,705 reported in 2014.

Arrests for Drug/Narcotics Violations increased 9.6 percent from a 2014 total of 4,000 to 4,382 in 2015.

STATEWIDE CRIME ANALYSIS

North Dakota Statewide - 2015

Overview	
2015 Population Estimate	756,927
Offense Overview	
Offense Total	48,288
Number Cleared	20,516
Percent Cleared	42.5%
Group A Crimes per 100,000 population	6,379.5
Arrest Overview	
Total Arrests	31,648
Adult Arrests	27,852
Juvenile Arrests	3,796
Unknown Age	0
Arrests per 100,000 population	4181.1
Average number offenses/incident	1.21

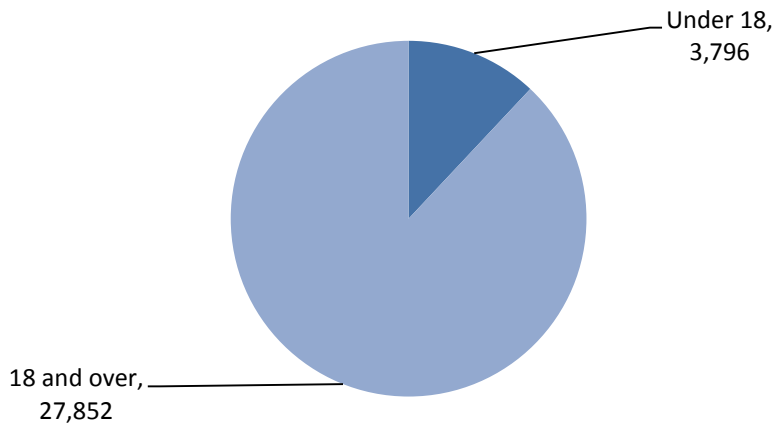
Domestic Incident Victims		
Offense	Reported	Cleared
Murder	8	8
Aggravated Assault	475	333
Simple Assault	3,010	1,749
Intimidation	196	110
Stalking	21	5
Rape	63	12
Sodomy	15	8
Sexual Assault W/Object	3	2
Fondling	74	15
Incest	4	4
Statutory Rape	20	5
Kidnapping/Abduction	33	21
Total	6,140	2,272

Group B Arrests		
Offense	Adult	Juvenile
Bad Checks	93	1
Curfew/Loitering/Vagrancy	0	104
Disorderly Conduct	1,097	703
DUI	6,189	40
Family-Non Violent	116	127
Liquor Law Violations	2,647	478
Peeping Tom	3	1
Trespass	588	54
All Other Offenses	4,008	407
Total Group B Arrests	14,741	1,915

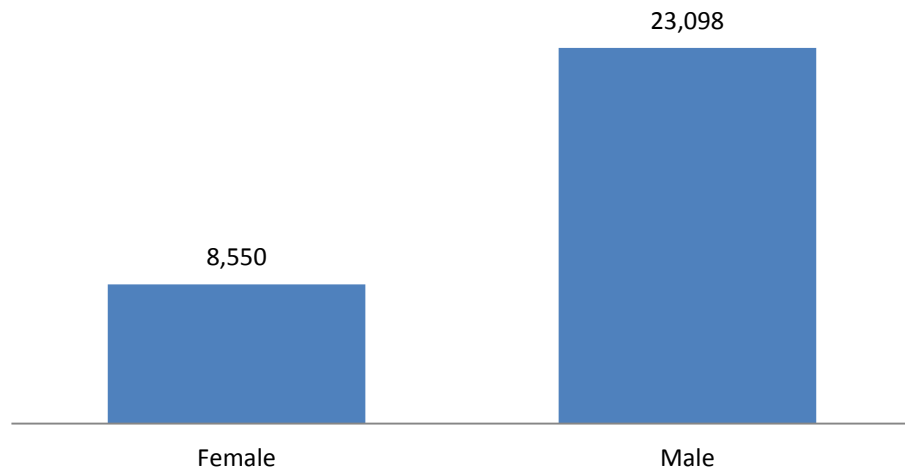
Group A Offenses	Offenses		Arrests	
	Reported	Cleared	Adult	Juvenile
Crimes Against Persons				
Murder	21	19	15	0
Negligent Manslaughter	8	6	4	0
Kidnapping/Abduction	91	53	22	0
Rape	287	59	28	7
Sodomy	38	15	0	4
Sexual Assault w/Object	26	9	4	0
Fondling	332	86	40	12
Incest	10	5	3	1
Statutory Rape	141	43	43	6
Aggravated Assault	1,185	670	465	40
Simple Assault	5,812	3,185	1,824	322
Intimidation	1,321	570	281	39
Stalking	197	28	9	0
Commercial Sex Acts	0	0	0	0
Involuntary Servitude	0	0	0	0
Crimes Against Property				
Arson	66	18	12	4
Bribery	1	1	0	0
Burglary	3,212	458	235	47
Counterfeiting/Forgery	922	163	123	2
Destruction/Damage/Vandalism	5,053	758	339	137
Embezzlement	132	57	43	4
Extortion/Blackmail	20	1	1	0
False Pretenses	1,009	218	164	5
Credit Card/ATM Fraud	565	67	26	5
Impersonation	714	60	33	5
Welfare Fraud	4	0	0	0
Wire Fraud	123	5	0	0
Motor Vehicle Theft	1,725	381	188	36
Robbery	157	48	35	9
Stolen Property Offenses	515	375	262	28
Pocket-picking	10	2	3	0
Purse-snatching	13	1	0	0
Shoplifting	2,834	1,966	1,734	428
Theft From Building	1,222	210	108	28
Theft From Coin Machine	26	1	0	0
Theft From Motor Vehicle	2,266	186	96	26
Theft of Motor Vehicle Parts	262	6	2	0
All Other Larceny	6,181	826	597	114
Crimes Against Society				
Drug/Narcotic Violations	5,648	4,719	4,010	372
Drug Equipment Violations	5,120	4,488	1,914	166
Betting/Wagering	0	0	0	0
Operating/Promoting Gambling	2	1	3	0
Gambling Equipment Violations	0	0	0	0
Sports Tampering	0	0	0	0
Pornography/Obscene Material	124	49	19	8
Prostitution	87	30	27	0
Prostitution Assisting/Promoting	34	23	19	1
Purchasing Prostitution	0	0	0	0
Weapon Law Violations	772	650	380	25
Total Group A Offenses	48,288	20,516	13,111	1,881

Statewide Total Arrests Reported, 2015

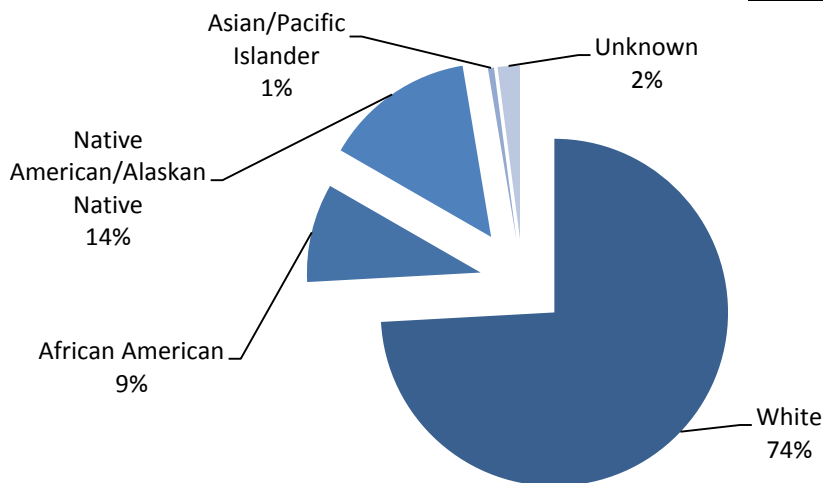
Total Arrests by Age Group



Arrests by Gender



Total Arrests by Race



Group A Offenses

Group A offenses includes the crimes of Arson; Assaults; Bribery; Burglary; Counterfeiting/Forgery; Homicide Offenses; Destruction/Damage/Vandalism of Property; Drug/Narcotic Offenses; Embezzlement; Extortion/Blackmail; Fraud; Gambling Offenses; Robbery; Kidnapping/Abduction; Larceny/Theft Offenses; Motor Vehicle Theft; Pornography/Obscene Material Offenses; Human Trafficking Offenses; Prostitution Offenses; Sex Offenses; Non-Forcible Sex Offenses; Stolen Property Offenses and; Weapon Law Violations.

In 2015, 48,288 Group A offenses were reported by local law enforcement agencies. This is an increase of 12.4 percent from the total of 42,968 reported in 2014.

The Census Bureau estimate of North Dakota's population for 2015 is 756,927. Based on that total, the crime rate per 100,000 population for 2015 was 6379.5, as compared to 5810.6 for 2014.

More than 42.5 percent of Group A crime offenses were reported as cleared by arrest or exceptional means. The NIBRS program defines an offense as "cleared" by law enforcement when at least one person is arrested, charged with the commission of the offense, and turned over to the court for prosecution. Several crimes may be cleared by the arrest of one person, while the arrests of many persons may clear only one offense. Law enforcement agencies may clear a crime by exceptional means when some element beyond law enforcement control precludes the placing of formal charges against the offender. Examples of circumstances that allow such clearances are the death of the offender (suicide, justifiably killed by police or private citizen, etc.); the victim's refusal to cooperate with prosecution after the offender has been identified; or the denial of extradition.

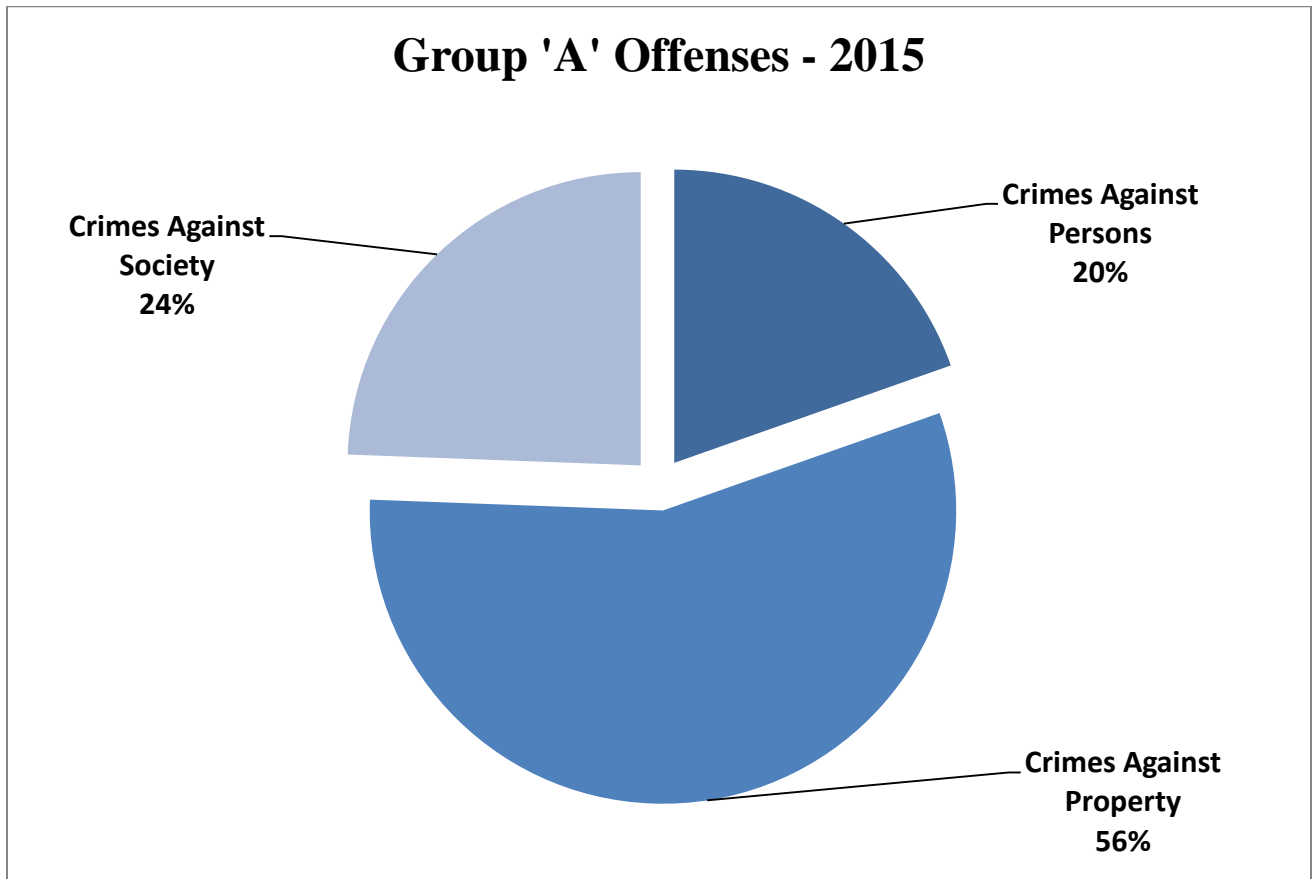
In 2015, 14,992 arrests were reported for Group A crime offenses. Of that total, 12.5 percent were arrests of juveniles.

More than \$44.6 million worth of property was reported stolen in 2015, with 33.9 percent of that amount reported as recovered by law enforcement officials.

Group A Offense Summary

Year	Population	Group A Offense Total	% Change in Number from Previous Year	Crime Rate per 100,000 Population	% Change in Rate from Previous Year	Percent Cleared
2010	672,591	32,119	-.	4775.4	-.	40.5%
2011	683,932	35,211	9.6%	5148.3	7.8%	40.6
2012	699,628	39,031	10.8	5578.8	8.4	40.3
2013	723,393	40,245	3.1	5563.4	-0.3	41.8
2014	739,482	42,968	6.8	5810.6	4.4	42.6
2015	756,927	48,288	12.4	6379.5	9.8	42.5

Group 'A' Offenses - 2015



Crimes Against Persons	Crimes Against Property	Crimes Against Society
Murder	Robbery	Drug/Narcotic Violations
Negligent Manslaughter	Burglary/Breaking & Entering	Drug Equipment Violations
Rape	Larceny/Theft Offenses*	Gambling Offenses*
Sodomy	Motor Vehicle Theft	Pornography
Sexual Assault w/Object	Arson	Prostitution Offenses*
Fondling	Destruction of Property	Weapon Law Violations
Aggravated Assault	Counterfeiting/Forgery	
Simple Assault	Fraud Offenses*	
Intimidation	Embezzlement	
Kidnapping	Extortion/Blackmail	
Human Trafficking Offenses*	Bribery	
Incest	Stolen Property Offense	
Statutory Rape		

*Specific offenses exist within the crime category.

**Comparison of Group A Offenses Reported,
2014-2015**

Group A Offenses	2014	2015	Percent Change
Crimes Against Persons			
Murder	19	21	10.5%
Negligent Manslaughter	5	8	60.0
Kidnapping/Abduction	75	91	21.3
Rape	251	287	14.3
Sodomy	39	38	-2.6
Fondling	31	26	-16.1
Sexual Assault W/Object	318	332	4.4
Incest	9	10	11.1
Statutory Rape	138	141	2.2
Aggravated Assault	1,145	1,185	3.5
Simple Assault	5,260	5,812	10.5
Intimidation	1,223	1,321	8.0
Stalking	132	197	49.2
Commercial Sex Acts			
Involuntary Servitude			
Crimes Against Property			
Arson	88	66	-25.0
Bribery	1	1	0.0
Burglary	2,490	3,212	29.0
Counterfeiting/Forgery	905	922	1.9
Destruction/Damage/Vandalism	4,977	5,053	1.5
Embezzlement	147	132	-10.2
Extortion/Blackmail	9	20	122.2
Fraud - False Pretenses	734	1009	37.5
Fraud - Credit Card/ATM	527	565	7.2
Fraud - Impersonation	419	714	70.4
Fraud - Welfare	1	4	300.0
Fraud - Wire	67	123	83.6
Motor Vehicle Theft	1,462	1,725	18.0
Robbery	166	157	-5.4
Stolen Property Offenses	332	515	55.1
Theft - Pocket-picking	22	10	-54.5
Theft - Purse-snatching	17	13	-23.5
Theft - Shoplifting	2,426	2,834	16.8
Theft From Building	1,375	1,222	-11.1
Theft From Coin Machine	33	26	-21.2
Theft From Motor Vehicle	2,083	2,266	8.8
Theft of Motor Vehicle Parts	217	262	20.7
Theft - All Other Larceny	5,214	6,181	18.5

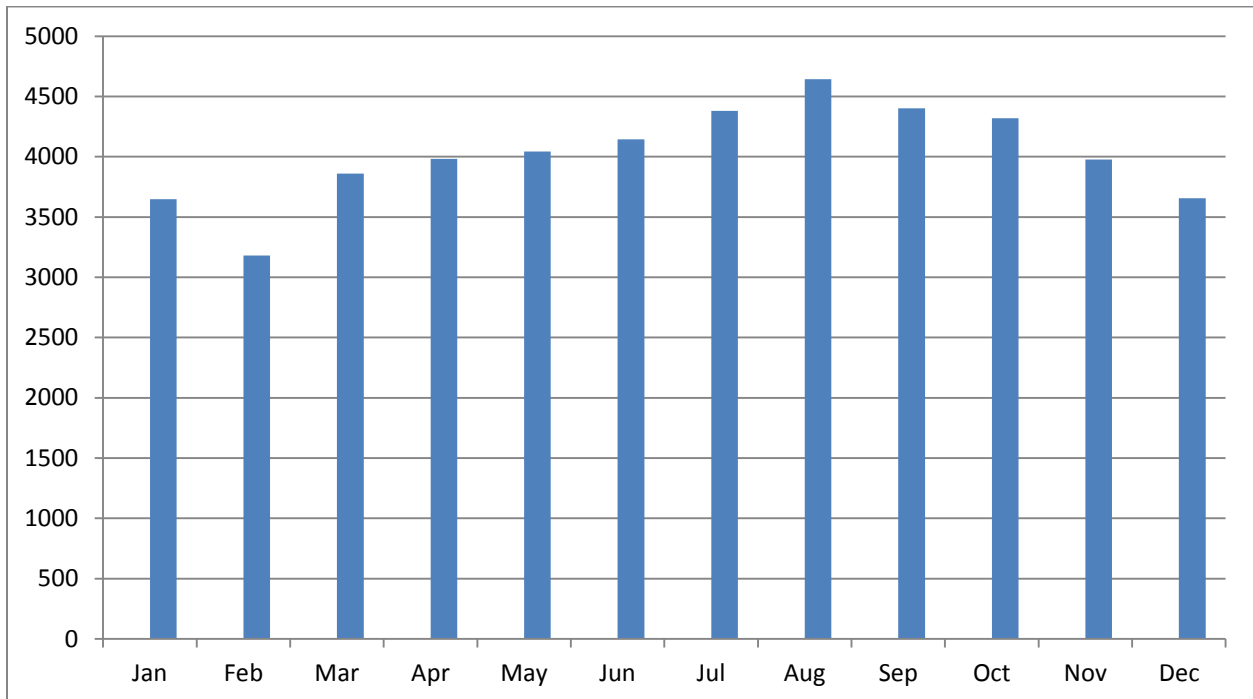
**Comparison of Group A Offenses Reported,
2014-2015
Continued**

Group A Offenses	2014	2015	Percent Change
Crimes Against Society			
Drug/Narcotic Violations	5,154	5,648	9.6
Drug Equipment Violations	4,650	5,120	10.1
Gambling - Betting/Wagering			
Gambling Equipment Violations	1		-100.0
Gambling - Operating/Promoting	1	2	100.0
Gambling - Sports Tampering			
Pornography/Obscene Material	105	124	18.1
Prostitution	54	87	61.1
Prostitution - Assisting/Promoting	17	34	100.0
Purchasing Prostitution			
Weapon Law Violations	629	772	22.7
Total Group A Offenses	42,968	48,288	12.4

**“Top Five” Locations for
Group A Offenses to Occur:**

1. Residence/Home
2. Highway/Road Alley/Street
3. Parking Lots/Parking Garages
4. Department/Discount Stores
5. Other/Unknown

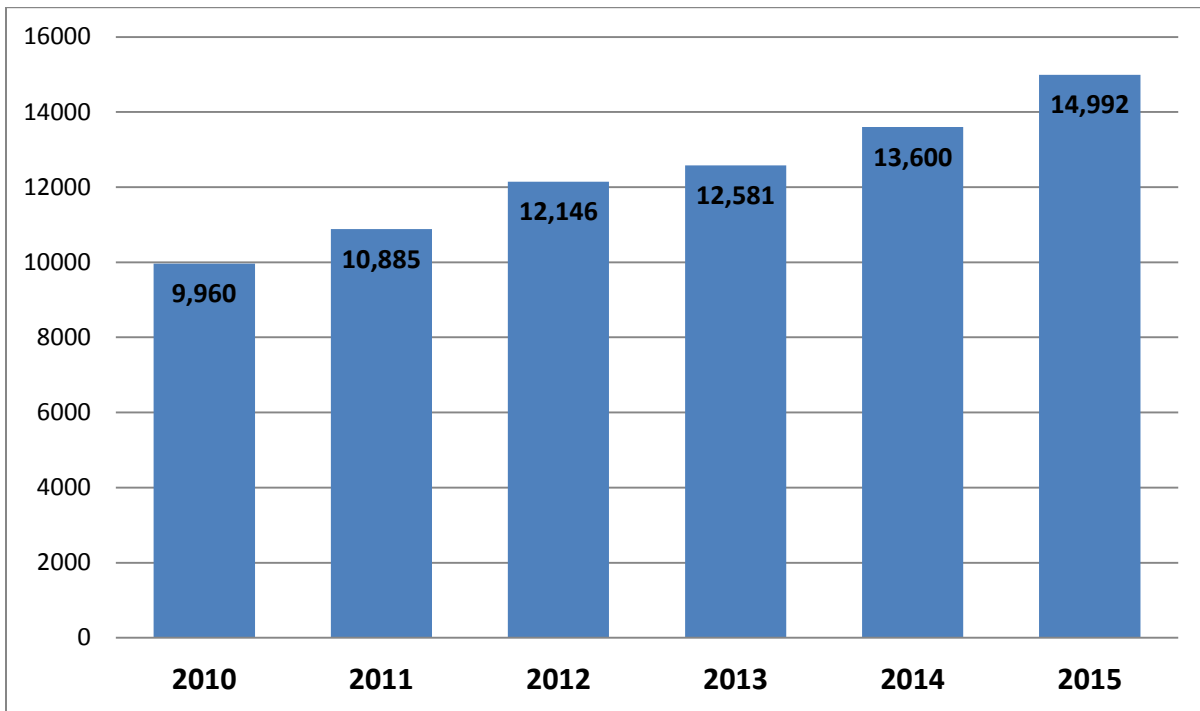
*The most frequent month of crime occurrence was **August**;
the least frequent was **February**.*



**Arrests Totals for Group A Offenses
2010-2015**

Year	Juvenile	Adult	Age Not Reported	Total
2010	2,411	7,544	5	9,960
2011	2,269	8,616		10,885
2012	2,274	9,872		12,146
2013	1,881	10,699	1	12,581
2014	1,828	11,772		13,600
2015	1,881	13,111		14,992

**Arrests Totals for Group A Offenses
2010-2015**



Reported Group A Incidents where Offender is Suspected of Using

Crimes Against Persons	Alcohol	Computer Equipment	Drugs/ Narcotics	Not Applicable
Murder	4		1	16
Negligent Manslaughter	3		2	3
Aggravated Assault	440	2	65	631
Simple Assault	1,805	3	174	2,951
Intimidation	229	23	64	741
Stalking	11	11	5	151
Kidnapping/Abduction	19		8	54
Rape	83	1	20	187
Sodomy	1	1		32
Sexual Assault W/Object	3	2		18
Fondling	53	6	13	236
Incest	1		1	8
Statutory Rape	11	5	6	111
Commercial Sex Acts				
Involuntary Servitude				
Crimes Against Property				
Arson	5		3	60
Bribery	1			
Burglary	79	3	48	2,772
Counterfeiting/Forgery	15	39	12	858
Destruction/Damage/Vandalism	411	6	60	4,605
Embezzlement		6	1	125
Extortion/Blackmail		4		16
Fraud - False Pretenses	74	78	20	840
Fraud - Credit Card/ATM Fraud	5	68	4	489
Fraud - Impersonation	3	75	7	630
Fraud - Welfare Fraud	1			3
Fraud - Wire Fraud		37	1	85
Robbery	21		7	130
Motor Vehicle Theft	85	2	51	1,542
Stolen Property Offenses	54	2	70	405
Theft - Pocket-picking	2			8
Theft - Purse-snatching	1			12
Theft - Shoplifting	124	1	81	2,636
Theft From Building	43	4	19	1,160
Theft From Coin Machine				26
Theft From Motor Vehicle	39	3	23	2,203
Theft of Motor Vehicle Parts	1			261
Theft - All Other Larceny	182	41	100	5,877
Crimes Against Society				
Drug/Narcotic Violations	660	7	3,659	1,787
Drug Equipment Violations	671	6	3,205	1,689
Gambling - Betting/Wagering				
Gambling - Operating/Promoting Gambling				2
Gambling - Gambling Equipment Violations				
Gambling - Sports Tampering				
Pornography/Obscene Material	2	56		66
Prostitution	8	2	1	76
Prostitution - Assisting/Promoting	4	4	4	23
Purchasing Prostitution				
Weapon Law Violations	153		135	505

* More than one category may be chosen for each offense so number will not equal the total offense counts.

Crimes Against Persons

Crimes Against Persons offenses are classified according to victim type which includes the offenses of murder/non-negligent manslaughter, rape, and assaults. For counting purposes, agencies should count one offense for each victim of a Crimes Against Persons (See the NIBRS offense definitions section beginning on page 161 of this publication for definitions of these and other offenses.)

In 2015, 9,469 Crimes Against Persons were reported in North Dakota. This is a 9.5 percent increase from the 2014 total of 8,645 crimes reported. In 2013, 8,788 crimes were reported.

Crimes Against Persons offenses comprised 20 percent of reported Group A crime offenses in North Dakota in 2015.

The Crimes Against Persons crime rate for 2015 is 1251.0 per 100,000, as compared to 1169.1 per 100,000 in 2014. This is a 7 percent increase in the Crimes Against Persons crime rate. In 2013, the Crimes Against Persons crime rate was 1214.8 per 100,000 population.

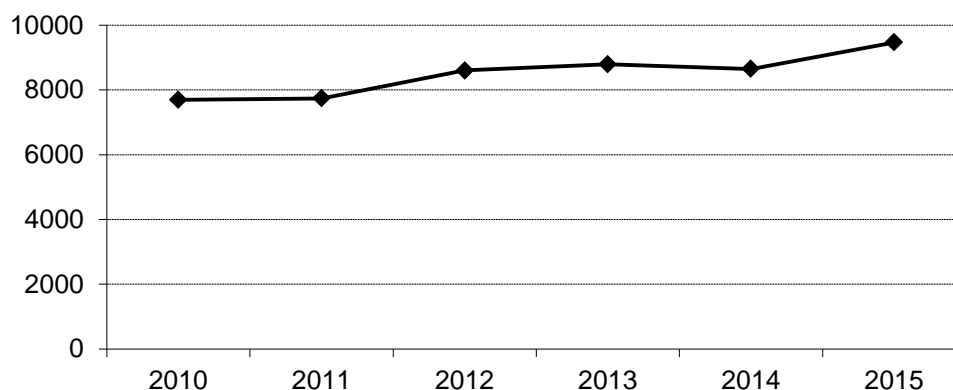
Over 50 percent of Crimes Against Persons offenses in 2015 were reported as cleared by arrest or exceptional means.

Of the 3,169 total arrests reported for Crimes Against Persons offenses, 13.6 percent were arrests of juveniles.

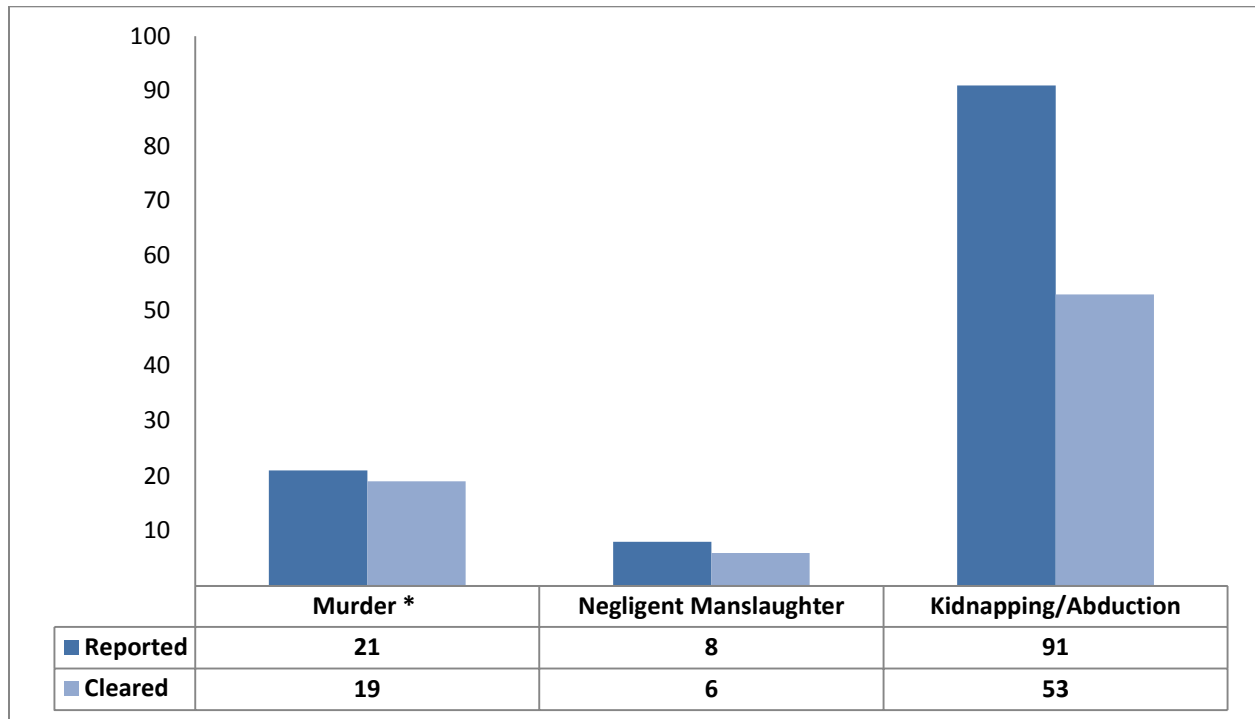
Crimes Against Persons Summary

Year	Population	Offenses	% Change in Number from Previous Year	Rate per 100,000 Population	% Change in Rate from Previous Year	Percent Cleared
2010	672,591	7,695	---	1144.1	---	53.5%
2011	683,932	7,739	0.6%	1131.5	-1.1%	52.9
2012	699,628	8,602	11.2	1229.5	8.7	52.2
2013	723,393	8,788	2.2	1214.8	-1.2	52.4
2014	739,482	8,645	-1.6	1169.1	-3.8	51.4
2015	756,927	9,469	9.5	1251.0	7.0	50.1

Crimes Against Persons Total Offenses, 2010-2015

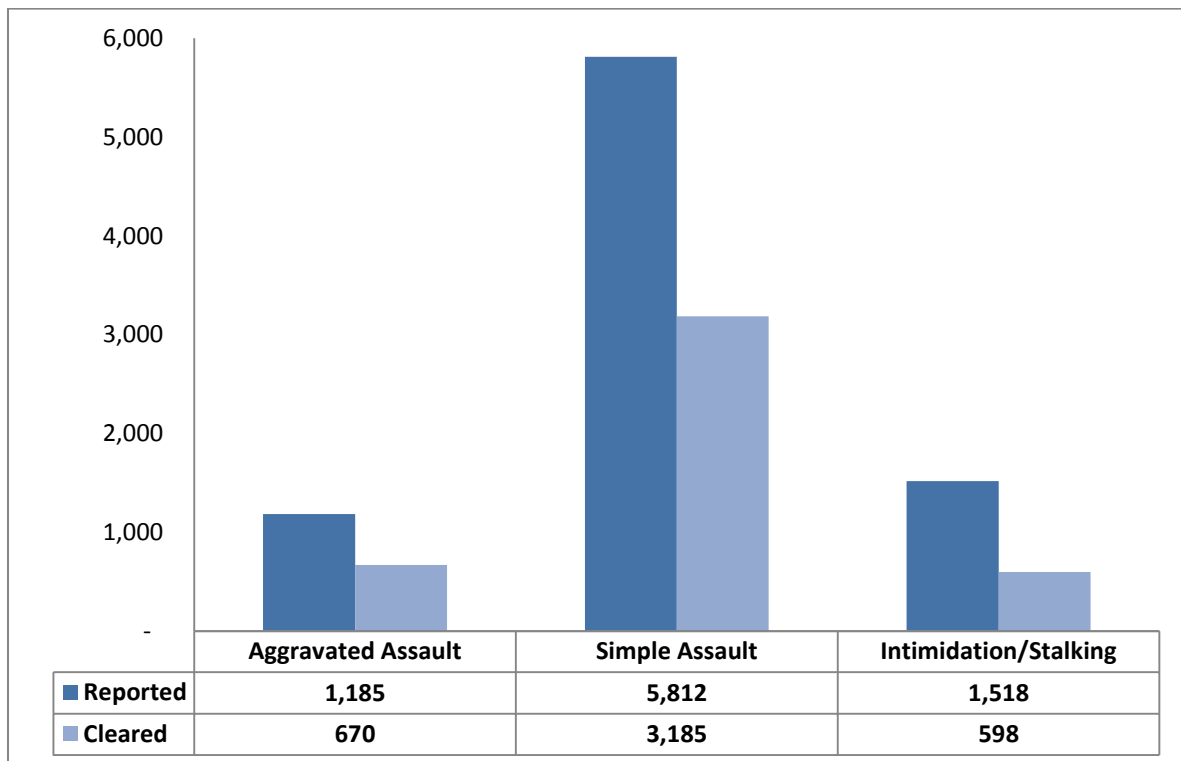


Crimes Against Persons Homicides & Kidnapping

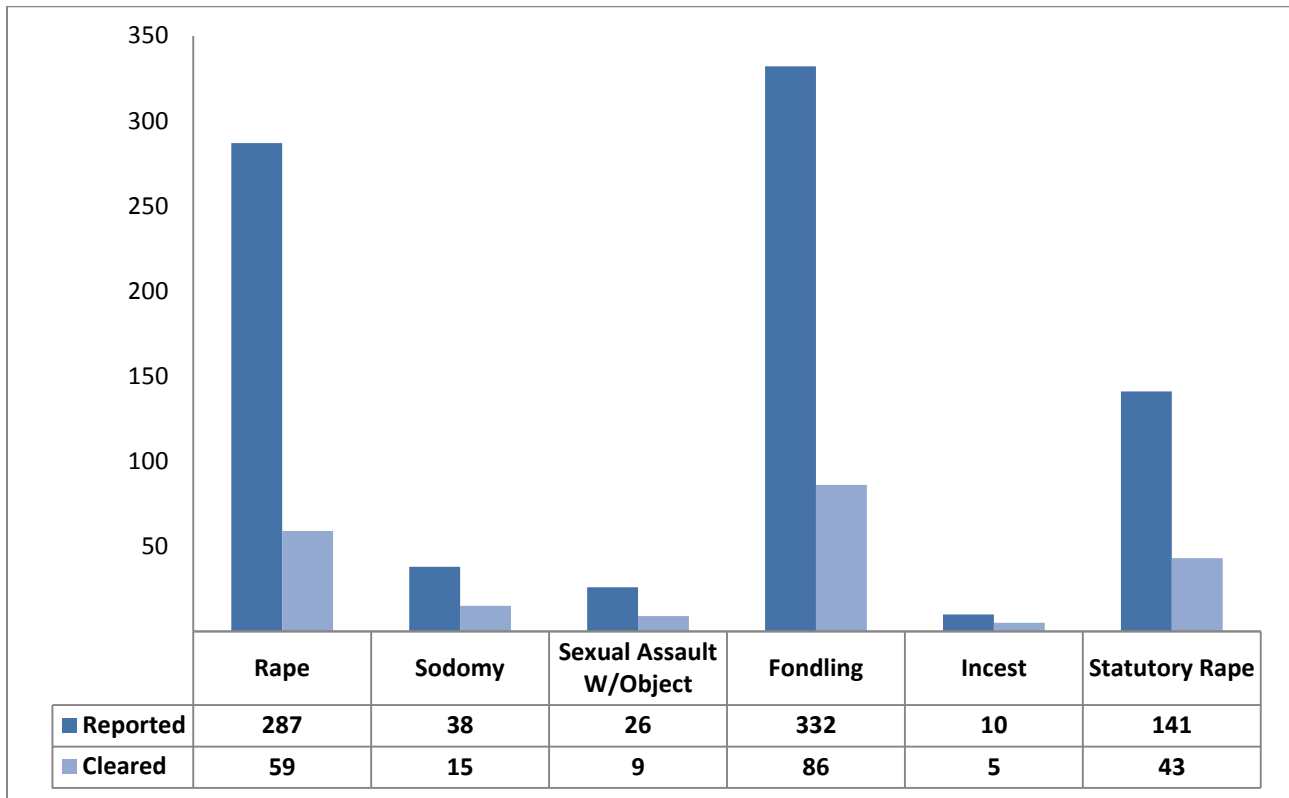


*Tribal law enforcement murders included in this chart. For a full report see Homicide in ND, 2015.


Crimes Against Persons Assault Offenses



Crimes Against Persons Sex Offenses



Crimes Against Persons Weapon Type, 2015



*Up to 3 weapon types may be selected for each incident.

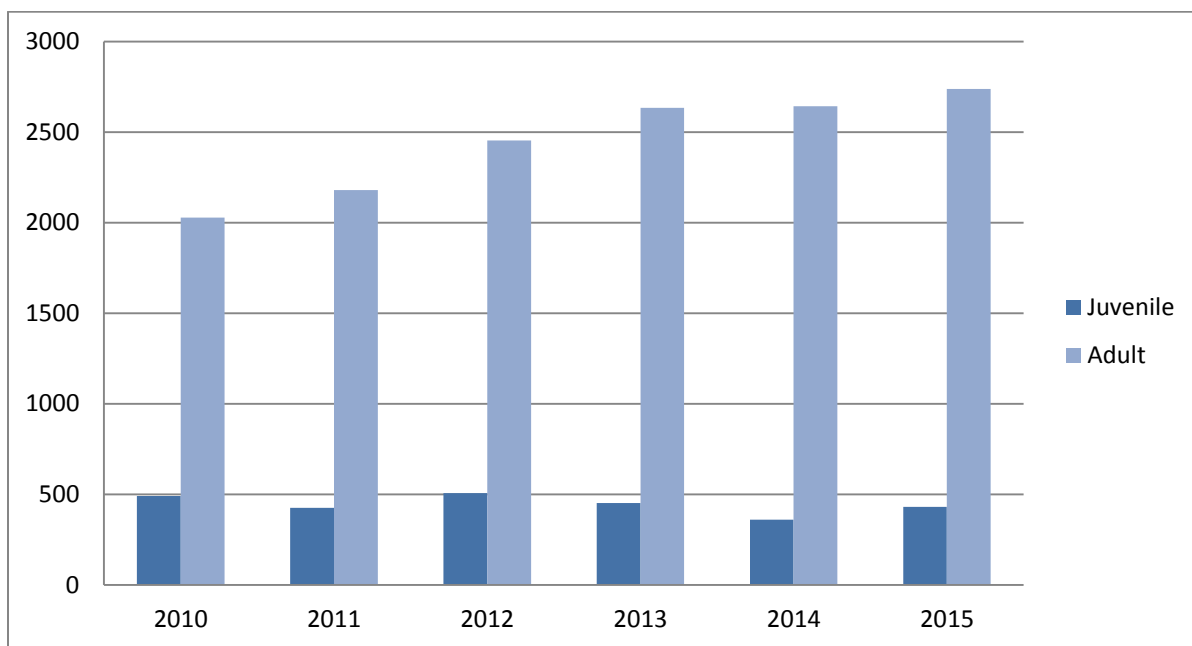
Victim Relationships 2015

Victim to Offender Relationship	Total # of Victims	% of Total Victims
Boyfriend/Girlfriend	1,750	17.6%
Acquaintance	1,613	16.2
Otherwise Known	1,027	10.3
Victim was Offender	942	9.5
Stranger	794	8.0
Spouse	657	6.6
Former Boyfriend/Girlfriend	480	4.8
Unknown	383	3.8
Child	373	3.7
Friend	362	3.6
Sibling (Brother or Sister)	316	3.2
Parent	243	2.4
On-duty Peace Officer	219	2.2
Other Family Member	193	1.9
Neighbor	139	1.4
Ex-Spouse	80	0.8
Stepchild	57	0.6
Child of Boyfriend/Girlfriend	53	0.5
In-Law	52	0.5
Stepparent	44	0.4
Homosexual Relationship	42	0.4
Employee	36	0.4
Grandchild	26	0.3
Stepsibling	26	0.3
Employer	24	0.2
Babysittee (the Baby)	18	0.2
Grandparent	14	0.1

Arrests for Crimes Against Persons 2010-2015

Year	Juvenile	Adult	Total
2010	491	2,028	2,519
2011	426	2,179	2,605
2012	508	2,454	2,962
2013	453	2,634	3,087
2014	360	2,643	3,003
2015	431	2,738	3,169

Arrests for Crimes Against Persons By Age Group 2010-2015



Crimes Against Property

Crimes Against Property includes the offenses of Burglary, Robbery, Fraud, Destruction/Damage/Vandalism, Larceny/Theft, Motor Vehicle Theft, Arson, Counterfeit/Forgery, Embezzlement, Extortion/Blackmail, Bribery and Stolen Property Offense.

In 2015, the total number of property crimes reported was 27,032. This is an increase of 14 percent from the 2014 total of 23,712.

Crimes Against Property accounted for 56 percent of the Group A offenses reported in North Dakota. The property crime rate increased 11.4 percent from 3206.6 per 100,000 population in 2014, to 3571.3 per 100,000 in 2015.

More than \$44.6 million worth of property was reported stolen in 2015, with 29.5 percent of that amount reported as recovered by law enforcement officials.

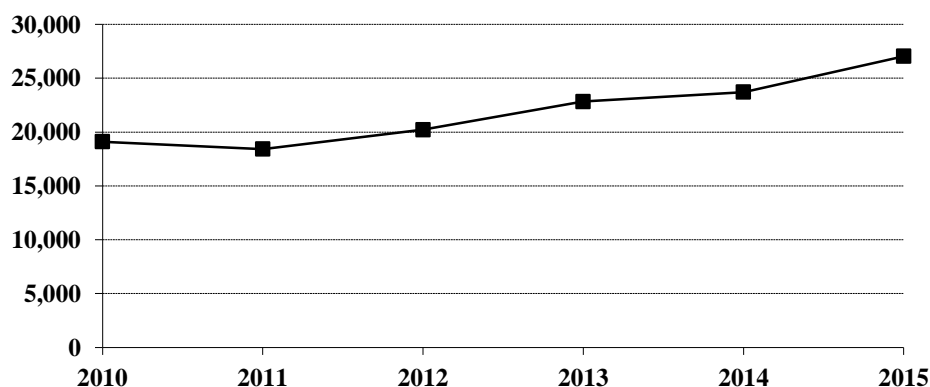
More than 21 percent of property crimes were cleared by arrest or exceptional means in 2015.

A total of 4,879 arrests was reported for property crimes. Of those, 18 percent were arrests of juveniles.

Crimes Against Property Summary

Year	Population	Property Offenses	% Change in Number from Previous Year	Rate per 100,000 Population	% Change in Rate from Previous Year	Percent Cleared
2010	672,591	19,101	--.-	2839.9	--.-	22.9%
2011	683,932	18,419	-3.6%	2693.1	-5.2%	22.7
2012	699,628	20,223	9.8	2890.5	7.3	21.2
2013	723,393	22,835	12.9	3156.7	9.2	20.8
2014	739,482	23,712	3.8	3206.6	1.6	20.5
2015	756,927	27,032	14.0	3571.3	11.4	21.5

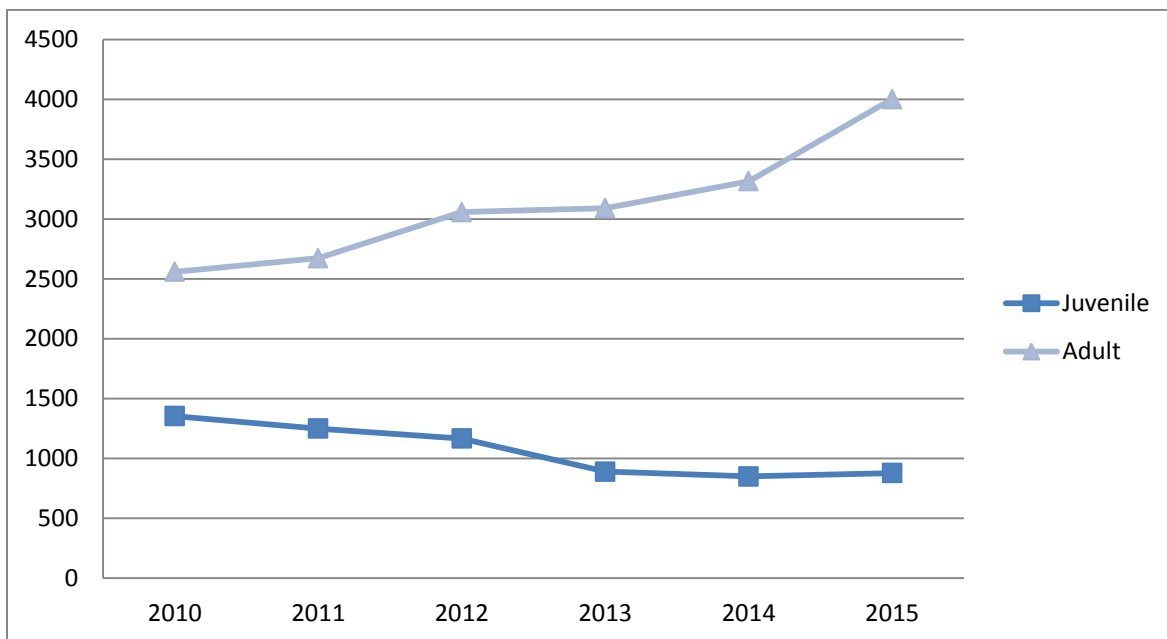
Crimes Against Property Totals, 2010-2015



Arrests for Crimes Against Property, 2010-2015

Year	Juvenile	Adult	Unknown Age	Total
2010	1,353	2,559	1	3,913
2011	1,249	2,672		3,921
2012	1,166	3,057		4,223
2013	890	3,091		3,981
2014	850	3,316		4,166
2015	878	4,001		4,879

Arrests for Crimes Against Property 2010-2015



Stolen Property Loss Due to Property Crime Offenses, 2010-2015

Year	Population	Total Stolen Property Loss	% Change from Previous Year	Property Loss per Capita	Percent Recovered
2010	672,591	\$15,337,062	--	\$22.80	24.3%
2011	683,932	20,098,337	31.0%	29.39	32.7
2012	699,628	29,068,039	30.9	41.55	22.3
2013	723,393	37,567,557	29.2	51.93	26.9
2014	739,482	38,605,788	2.9	52.25	24.3
2015	756,927	44,607,207	15.5	58.93	33.9

Crimes Against Society

Crimes Against Society includes the offenses of Drug/Narcotic Violations, Drug Equipment Violations, Prostitution Offenses, Weapon Violations, Gambling Offenses and Pornography/Obscene Material.

In 2015, the total number of Crimes Against Society reported was 11,787. This is an increase of 11.1 percent from the 2014 total of 10,611.

Crimes Against Society accounted for 24 percent of the Group A offenses reported in North Dakota. The Crimes Against Society rate increased 8.5 percent from 1434.9 per 100,000 population in 2014, to 1557.2 per 100,000 in 2015.

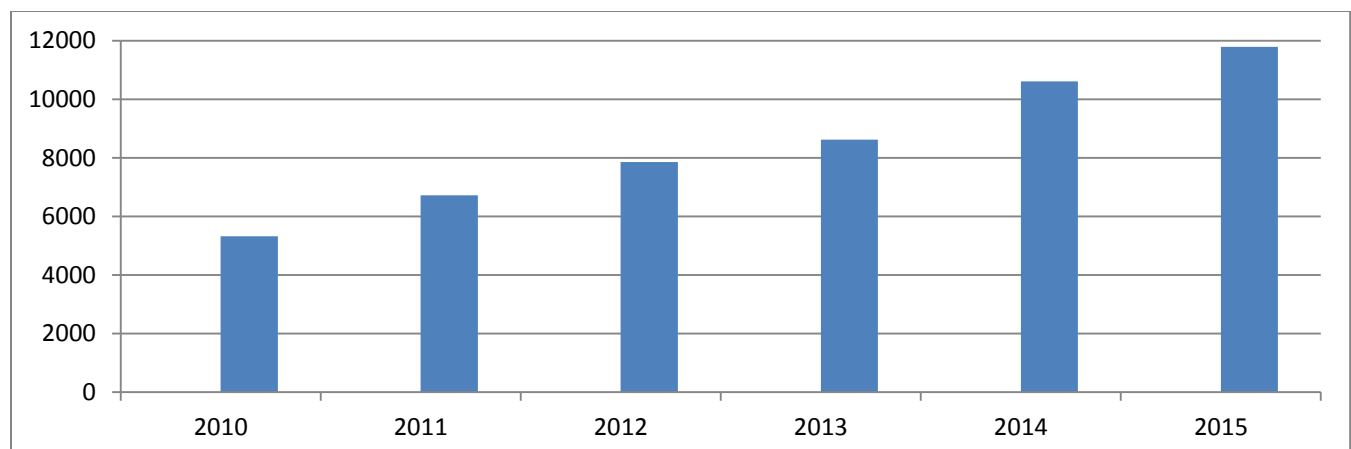
More than 84 percent of Crimes Against Society were cleared by arrest or exceptional means in 2015.

A total of 6,944 arrests were reported for Crimes Against Society. Of those, 8.2 percent were arrests of juveniles.

Crimes Against Society Summary

Year	Population	Crimes Against Society Offenses	% Change in Number from Previous Year	Rate per 100,000 Population	% Change in Rate from Previous Year	Percent Cleared
2010	672,591	5,324	--.-	791.6	--.-	85.0%
2011	683,932	6,718	26.2%	982.3	24.1%	85.1
2012	699,628	7,850	16.9	1122.0	14.2	84.5
2013	723,393	8,622	9.8	1191.9	6.2	86.7
2014	739,482	10,611	23.1	1434.9	20.4	84.7
2015	756,927	11,787	11.1	1557.2	8.5	84.5

Crimes Against Society, 2010-2015



**Crimes Against Society
By Offense Type
2010-2015**

Offense Type	2010	2011	2012	2013	2014	2015
Drug/Narcotic Violations	2,791	3,344	3,698	4,064	5,154	5,648
Drug Equipment Violations	2,206	2,940	3,553	3,838	4,650	5,120
Betting/Wagering	1					
Operating/Promoting Gambling		4	4		1	2
Gambling Equipment Violations				1	1	
Sports Tampering						
Pornography/Obscene Material	47	58	67	77	105	124
Prostitution		15	30	33	54	87
Prostitution Assisting/Promoting	9	16	19	38	17	34
Purchasing Prostitution*						
Weapon Law Violations	270	341	479	571	629	772

**Crimes Against Society
Arrest By Gender 2010 – 2015**

Year	Female	Male	Total
2010	804	2,725	3,529
2011	916	3,443	4,359
2012	1,102	3,859	4,961
2013	1,329	4,184	5,513
2014	1,593	4,838	6,431
2015	1,794	5,150	6,944

**Crimes Against Society
Arrest By Age Group 2010 – 2015**

Year	Juvenile	Adult	Unknown Age	Total
2010	568	2,957	4	3,529
2011	594	3,765		4,359
2012	600	4,361		4,961
2013	538	4,974	1	5,513
2014	618	5,813		6,431
2015	572	6,372		6,944

Group B Offenses

Group B arrest include the offenses of Bad Checks, Curfew/Loitering/Vagrancy, Disorderly Conduct, Driving Under the Influence (DUI), Non-Violent Family Offenses, Liquor Law Violations, Peeping Tom, and Trespassing. The offense Runaway is no longer reported since 2014.

In 2015, the total number of Group B arrests reported was 16,656. This is a decrease of 0.9 percent from the 2014 total of 16,806.

Group B arrests accounted for 52.6 percent of all arrests reported in North Dakota.

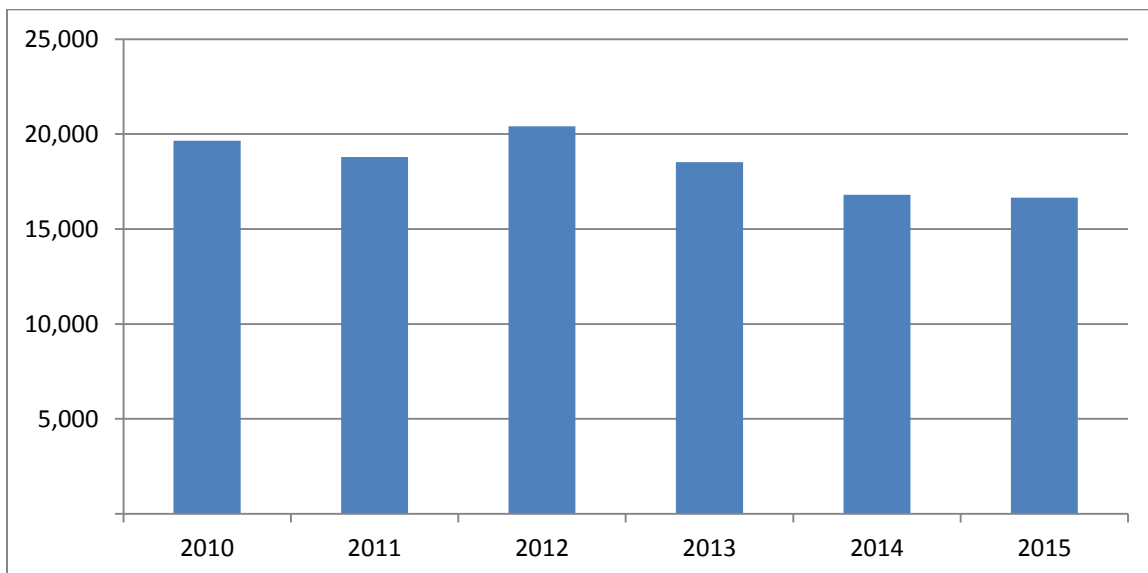
Seventy-five percent of the total Group B arrest were of male in 2015.

More than 11 percent of Group B arrests were arrests of juveniles.

Group B Arrests Summary

Year	Population	Group B Offenses	% Change in Number from Previous Year	Rate per 100,000 Population	% Change in Rate from Previous Year
2010	672,591	19,656	--.-	2922.4	--.-
2011	683,932	18,797	-4.4%	2748.4	-6.0%
2012	699,628	20,401	8.5	2916.0	6.1
2013	723,393	18,526	-9.2	2561.0	-11.1
2014	739,482	16,806	-9.3	2272.7	-11.3
2015	756,927	16,656	-0.9	2200.5	-3.2

Group B Arrests Summary 2010-2015



**Group B Arrests
By Offense Type
2010-2015**

Offense Type	2010	2011	2012	2013	2014	2015
Bad Checks	389	275	261	208	160	94
Curfew/Loitering/Vagrancy	269	208	149	88	88	104
Disorderly Conduct	2,260	1,738	2,026	1,865	1,637	1,800
DUI	6,070	6,675	7,382	7,117	6,705	6,229
Family-Non Violent	133	125	134	134	104	243
Liquor Law Violations	5,788	4,741	4,577	4,004	3,531	3,125
Peeping Tom	6	1	4		6	4
Runaway	611	501	535	419		
Trespass	448	443	529	544	477	642
All Other Offenses	3,682	4,090	4,804	4,147	4,098	4,415

**Group B Arrests
By Gender 2010 – 2015**

Year	Female	Male	Total
2010	5,818	13,838	19,656
2011	5,333	13,464	18,797
2012	5,384	15,017	20,401
2013	4,851	13,675	18,526
2014	4,172	12,634	16,806
2015	4,155	12,501	16,656

**Group B Arrests
By Age Group 2010 – 2015**

Year	Juvenile	Adult	Unknown Age	Total
2010	3,855	15,785	16	19,656
2011	3,206	15,587	4	18,797
2012	3,164	17,236	1	20,401
2013	2,569	15,957		18,526
2014	1,829	14,977		16,806
2015	1,915	14,741		16,656

ARREST ANALYSIS

Arrests in 2015

Although primarily an indication of law enforcement activity, the number of arrests reported does provide a limited profile of the perpetrators of crime, especially for those crimes that have high clearance rates. Differing arrest practices, policies, and enforcement emphasis among agencies influence the volume of arrests for various offenses, particularly those against public order such as vagrancy, disorderly conduct, and related violations. However, arrests for serious crimes, e.g., robbery or burglary, are more likely to be uniform throughout all jurisdictions across the state.

The NIBRS program requires that an arrest be counted for each separate occasion an individual is taken into custody. Although several charges may be lodged against a person at the time of the arrest, only one arrest is counted for each time the person is taken into custody.

North Dakota law enforcement agencies reported 31,648 arrests in 2015. A total of 30,406 arrests was reported in 2014.

In 2015, over 12 percent of total arrests were arrests of juveniles. More than 73 percent of the total was arrests of males.

The total of 9,354 reported arrests for DUI and liquor law violations represents 29.6 percent of the total arrests reported in the state of North Dakota in 2015. Arrests for DUI decreased from 6,705 in 2014 to 6,229 in 2015. Liquor law violation arrests decreased 11.5 percent from 3,531 in 2014 to 3,125 reported in 2015.

More than 74 percent of total arrests were white; over 14 percent were Native American.

These statistics are provided by local law enforcement agencies that contribute to the North Dakota IBR program. No arrest figures for reservations in the state are included in these totals. Tribal law enforcement agencies do not participate in the ND IBR program.

**Annual Comparison of Reported Arrests,
2014-2015**

Number of Arrestees	2014	2015	% Change
Crimes Against Persons			
Murder	16	15	-6.3%
Negligent Manslaughter	6	4	-33.3
Kidnapping/Abduction	17	22	29.4
Rape	50	35	-30.0
Sodomy	3	4	33.3
Fondling	39	52	33.3
Sexual Assault W/Object	3	4	33.3
Incest		4	---
Statutory Rape	28	49	75.0
Aggravated Assault	492	505	2.6
Simple Assault	1,986	2,146	8.1
Intimidation	355	320	-9.9
Stalking	8	9	12.5
Crimes Against Property			
Arson	15	16	6.7
Bribery	1		-100.0
Burglary	230	282	22.6
Counterfeiting/Forgery	96	125	30.2
Destruction/Damage/Vandalism	437	476	8.9
Embezzlement	61	47	-23.0
Extortion/Blackmail	2	1	-50.0
Fraud - False Pretenses	135	169	25.2
Fraud - Credit Card/ATM	34	31	-8.8
Fraud - Impersonation	44	38	-13.6
Fraud - Welfare			---
Fraud - Wire	1		-100.0
Motor Vehicle Theft	193	224	16.1
Robbery	57	44	-22.8
Stolen Property Offenses	152	290	90.8
Theft - Pocket-picking	1	3	200.0
Theft - Purse-snatching	1		-100.0
Theft - Shoplifting	1,845	2,162	17.2
Theft From Building	151	136	-9.9
Theft From Coin Machine	2		-100.0
Theft From Motor Vehicle	94	122	29.8
Theft of Motor Vehicle Parts	9	2	-77.8
Theft - All Other Larceny	605	711	17.5

**Annual Comparison of Reported Arrests,
2014-2015
Continued**

Number of Arrestees	2014	2015	% Change
Crimes Against Society			
Drug/Narcotic Violations	4,000	4,382	9.6%
Drug Equipment Violations	1,996	2,080	4.2
Gambling - Betting/Wagering			
Gambling Equipment Violations			
Gambling - Operating/Promoting		3	---
Gambling - Sports Tampering			
Pornography/Obscene Material	30	27	-10.0
Prostitution	40	27	-32.5
Prostitution - Assisting/Promoting	7	20	185.7
Purchasing Prostitution			
Weapon Law Violations	358	405	13.1
Group B Offenses			
Bad Checks	160	94	-41.3
Curfew/Loitering/Vagrancy	88	104	18.2
Disorderly Conduct	1,637	1,800	10.0
Driving Under the Influence	6,705	6,229	-7.1
Family-Non Violent	104	243	133.7
Liquor Law Violations	3,531	3,125	-11.5
Peeping Tom	6	4	-33.3
Trespass	477	642	34.6
All Other Offenses	4,098	4,415	7.7
Total Arrests	30,406	31,648	4.1

Juvenile and Adult Arrests, 2015

Number of Arrestees	Juvenile	Adult	Total
Crimes Against Persons			
Murder		15	15
Negligent Manslaughter		4	4
Kidnapping/Abduction		22	22
Rape	7	28	35
Sodomy	4		4
Fondling	12	40	52
Sexual Assault W/Object		4	4
Incest	1	3	4
Statutory Rape	6	43	49
Aggravated Assault	40	465	505
Simple Assault	322	1,824	2,146
Intimidation	39	281	320
Stalking		9	9
Crimes Against Property			
Arson	4	12	16
Bribery			
Burglary	47	235	282
Counterfeiting/Forgery	2	123	125
Destruction/Damage/Vandalism	137	339	476
Embezzlement	4	43	47
Extortion/Blackmail		1	1
Fraud - False Pretenses	5	164	169
Fraud - Credit Card/ATM	5	26	31
Fraud - Impersonation	5	33	38
Fraud - Welfare			
Fraud - Wire			
Motor Vehicle Theft	36	188	224
Robbery	9	35	44
Stolen Property Offenses	28	262	290
Theft - Pocket-picking		3	3
Theft - Purse-snatching			
Theft - Shoplifting	428	1,734	2,162
Theft From Building	28	108	136
Theft From Coin Machine			
Theft From Motor Vehicle	26	96	122
Theft of Motor Vehicle Parts		2	2
Theft - All Other Larceny	114	597	711

**Juvenile and Adult Arrests
By Offense, 2015
Continued**

Number of Arrestees	Juvenile	Adult	Total
Crimes Against Society			
Drug/Narcotic Violations	372	4,010	4,382
Drug Equipment Violations	166	1,914	2,080
Gambling - Betting/Wagering			
Gambling Equipment Violations			
Gambling - Operating/Promoting		3	3
Gambling - Sports Tampering			
Pornography/Obscene Material	8	19	27
Prostitution		27	27
Prostitution - Assisting/Promoting	1	19	20
Purchasing Prostitution			
Weapon Law Violations	25	380	405
Group B Offenses			
Bad Checks	1	93	94
Curfew/Loitering/Vagrancy	104		104
Disorderly Conduct	703	1,097	1,800
Driving Under the Influence	40	6,189	6,229
Family-Non Violent	127	116	243
Liquor Law Violations	478	2,647	3,125
Peeping Tom	1	3	4
Trespass	54	588	642
All Other Offenses	407	4,008	4,415
Total Arrests	3,796	27,852	31,648

Arrests by Gender, 2015

Number of Arrestees	Female	Male	Total
Crimes Against Persons			
Murder	1	14	15
Negligent Manslaughter	3	1	4
Kidnapping/Abduction	4	18	22
Rape	2	33	35
Sodomy		4	4
Fondling	5	47	52
Sexual Assault W/Object	1	3	4
Incest	1	3	4
Statutory Rape	6	43	49
Aggravated Assault	74	431	505
Simple Assault	659	1,487	2,146
Intimidation	39	281	320
Stalking	2	7	9
Crimes Against Property			
Arson	1	15	16
Bribery			
Burglary	39	243	282
Counterfeiting/Forgery	51	74	125
Destruction/Damage/Vandalism	100	376	476
Embezzlement	22	25	47
Extortion/Blackmail		1	1
Fraud - False Pretenses	45	124	169
Fraud - Credit Card/ATM	12	19	31
Fraud - Impersonation	18	20	38
Fraud - Welfare			
Fraud - Wire			
Motor Vehicle Theft	61	163	224
Robbery	2	42	44
Stolen Property Offenses	61	229	290
Theft - Pocket-picking	1	2	3
Theft - Purse-snatching			
Theft - Shoplifting	1,093	1,069	2,162
Theft From Building	51	85	136
Theft From Coin Machine			
Theft From Motor Vehicle	13	109	122
Theft of Motor Vehicle Parts	1	1	2
Theft - All Other Larceny	233	478	711

Arrests by Gender, 2015
Continued

Number of Arrestees	Female	Male	Total
Crimes Against Society			
Drug/Narcotic Violations	1,182	3,200	4,382
Drug Equipment Violations	571	1,509	2,080
Gambling - Betting/Wagering			
Gambling Equipment Violations			
Gambling - Operating/Promoting		3	3
Gambling - Sports Tampering			
Pornography/Obscene Material	1	26	27
Prostitution	4	23	27
Prostitution - Assisting/Promoting	2	18	20
Purchasing Prostitution			
Weapon Law Violations	34	371	405
Group B Offenses			
Bad Checks	43	51	94
Curfew/Loitering/Vagrancy	53	51	104
Disorderly Conduct	421	1,379	1,800
Driving Under the Influence	1,255	4,974	6,229
Family-Non Violent	126	117	243
Liquor Law Violations	1,026	2,099	3,125
Peeping Tom		4	4
Trespass	128	514	642
All Other Offenses	1,103	3,312	4,415
Total Arrests	8,550	23,098	31,648

Arrests by Race, 2015

Number of Arrestees	White	African American	Asian/Pacific Islander	Amer. Indian/Alaskan Native	Unknown	Total
Crimes Against Persons						
Murder	9	3		2	1	15
Negligent Manslaughter	3	1				4
Kidnapping/Abduction	14	4	2	2		22
Rape	25	5		4	1	35
Sodomy	3			1		4
Fondling	37	5		7	3	52
Sexual Assault W/Object	3	1				4
Incest	3			1		4
Statutory Rape	35	8	1	3	2	49
Aggravated Assault	328	93	4	71	9	505
Simple Assault	1,446	308	21	333	38	2,146
Intimidation	218	48	1	39	14	320
Stalking	9					9
Crimes Against Property						
Arson	13	2			1	16
Bribery						
Burglary	226	17	2	32	5	282
Counterfeiting/Forgery	94	23	1	7		125
Destruction/Damage/Vandalism	348	44	2	72	10	476
Embezzlement	37	4		5	1	47
Extortion/Blackmail	1					1
Fraud - False Pretenses	95	28	3	40	3	169
Fraud - Credit Card/ATM	22	5		3	1	31
Fraud - Impersonation	28	4	1	3	2	38
Fraud - Welfare						
Fraud - Wire						
Motor Vehicle Theft	152	19	1	47	5	224
Robbery	16	19		9		44
Stolen Property Offenses	202	29		55	4	290
Theft - Pocket-picking	2	1				3
Theft - Purse-snatching						
Theft - Shoplifting	1,397	201	13	521	30	2,162
Theft From Building	87	12		33	4	136
Theft From Coin Machine						
Theft From Motor Vehicle	95	12		14	1	122
Theft of Motor Vehicle Parts	1	1				2
Theft - All Other Larceny	518	77	3	95	18	711

Arrests by Race, 2015
Continued

Number of Arrestees	White	African American	Asian/Pacific Islander	Amer. Indian/Alaskan Native	Unknown	Total
Crimes Against Society						
Drug/Narcotic Violations	3,251	502	22	524	83	4,382
Drug Equipment Violations	1,677	119	6	248	30	2,080
Gambling - Betting/Wagering						
Gambling Equipment Violations						
Gambling - Operating/Promoting	1				2	3
Gambling - Sports Tampering						
Pornography/Obscene Material	22	4		1		27
Prostitution	21	6				27
Prostitution - Assisting/Promoting	15	3		1	1	20
Purchasing Prostitution						
Weapon Law Violations	344	27		27	7	405
Group B Offenses						
Bad Checks	76	1		2	15	94
Curfew/Loitering/Vagrancy	71	4		26	3	104
Disorderly Conduct	1,291	209	8	257	35	1,800
Driving Under the Influence	5,069	383	39	589	149	6,229
Family-Non Violent	160	14	2	61	6	243
Liquor Law Violations	2,487	128	19	394	97	3,125
Peeping Tom	3		1			4
Trespass	389	81		157	15	642
All Other Offenses	3,116	451	26	763	59	4,415
Total Arrests	23,460	2,906	178	4,449	655	31,648

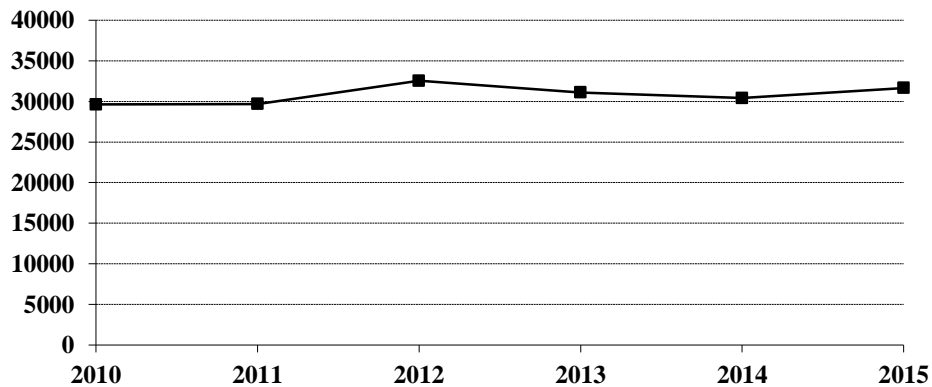
Arrests 2010-2015

Arrest Summary

Year	Population	Arrest Total	% Change from Previous Year	Rate per 100,000 Pop.
2010	672,591	29,617	---	4403.4
2011	683,932	29,682	0.2%	4339.9
2012	699,628	32,547	9.7	4652.0
2013	723,393	31,107	-4.4	4300.2
2014	739,482	30,406	-2.3	4111.8
2015	756,927	31,648	4.1	4181.1

*Runaway offense no longer published after 2013.

Arrest Totals, 2010-2015



Arrests By Age Group 2010-2015

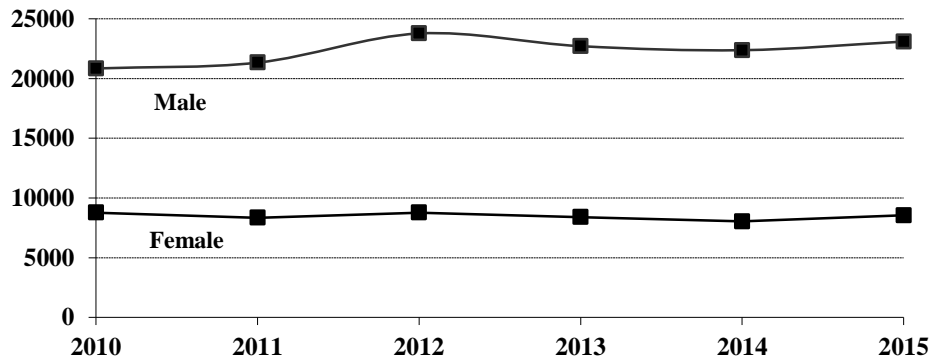
Age Group	2010	2011	2012	2013	2014	2015
Under 10	86	92	80	84	78	89
10 - 17	6,181	5,383	5,358	4,366	3,579	3,707
18 - 24	11,100	10,753	11,211	10,365	9,985	9,447
25 - 34	5,857	6,581	7,851	8,103	8,313	9,207
35 - 44	3,162	3,423	4,111	4,251	4,392	4,751
45 - 54	2,314	2,416	2,857	2,828	2,862	3,121
55 - 64	718	860	880	933	1,028	1,103
65 and over	178	170	198	176	169	223
Age Not Reported	21	4	1	1		

Arrests By Gender, 2010-2015

Year	Male	% of Total	Female	% of Total	Total
2010	20,848	70.4%	8,769	29.6%	29,617
2011	21,334	71.9	8,348	28.1	29,682
2012	23,775	73.0	8,772	27.0	32,547
2013	22,712	73.0	8,395	27.0	31,107
2014	22,376	73.6	8,030	26.4	30,406
2015	23,098	73.0	8,550	27.0	31,648

*Runaway offense no longer reported after 2013.

Arrests By Gender, 2010-2015

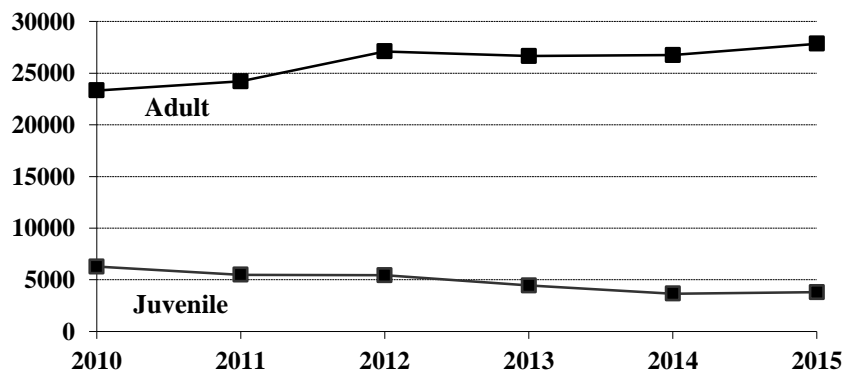


Juvenile and Adult Arrests 2010-2015

Year	Juvenile	Percent of Total	Adult	Percent of Total	Age Not Reported	Percent of Total	Total
2010	6,267	21.2%	23,329	78.7%	21	0.1%	29,617
2011	5,475	18.4	24,203	81.5	4	*	29,682
2012	5,438	16.7	27,108	83.3	1	*	32,547
2013	4,450	14.3	26,656	85.7	1	*	31,107
2014	3,657	12.0	26,749	88.0			30,406
2015	3,796	12.0	27,852	88.0			31,648

* Less than 0.1 percent of total arrests.

Juvenile and Adult Arrests 2010-2015



Arrests by Offense, 2010-2015

Number of Arrestees	2010	2011	2012	2013	2014	2015
Crimes Against Persons						
Murder	9	9	8	9	16	15
Negligent Manslaughter	2		5	1	6	4
Kidnapping/Abduction	12	13	16	17	17	22
Rape	45	34	47	34	50	35
Sodomy	7	5	4	2	3	4
Fondling	44	33	40	38	39	52
Sexual Assault W/Object		1	1	2	3	4
Incest	4	1	2	1		4
Statutory Rape	35	30	41	38	28	49
Aggravated Assault	375	446	453	514	492	505
Simple Assault	1,766	1,778	2,050	2,094	1,986	2,146
Intimidation	214	249	289	330	355	320
Stalking	6	6	6	7	8	9
Crimes Against Property						
Arson	10	13	19	16	15	16
Bribery	1	2	1		1	
Burglary	190	224	239	231	230	282
Counterfeiting/Forgery	80	69	64	76	96	125
Destruction/Damage/Vandalism	512	476	529	466	437	476
Embezzlement	36	44	49	39	61	47
Extortion/Blackmail					2	1
Fraud - False Pretenses	125	127	128	133	135	169
Fraud - Credit Card/ATM	32	21	38	26	34	31
Fraud - Impersonation	28	14	27	26	44	38
Fraud - Welfare	2		2	1		
Fraud - Wire			2		1	
Motor Vehicle Theft	157	125	163	164	193	224
Robbery	32	23	46	44	57	44
Stolen Property Offenses	158	150	141	147	152	290
Theft - Pocket-picking	2	2	1	2	1	3
Theft - Purse-snatching		3	1	4	1	
Theft - Shoplifting	1,807	1,847	1,950	1,778	1,845	2,162
Theft From Building	134	161	171	180	151	136
Theft From Coin Machine		10	2	2	2	
Theft From Motor Vehicle	145	146	146	145	94	122
Theft of Motor Vehicle Parts	9	5	12	4	9	2
Theft - All Other Larceny	396	459	492	497	605	711

Arrests by Offense, 2010-2015
Continued

Number of Arrestees	2010	2011	2012	2013	2014	2015
Crimes Against Society						
Drug/Narcotic Violations	2,371	2,742	2,906	3,399	4,000	4,382
Drug Equipment Violations	977	1,386	1,680	1,711	1,996	2,080
Gambling - Betting/Wagering						
Gambling Equipment Violations						
Gambling - Operating/Promoting				2		3
Gambling - Sports Tampering						
Pornography/Obscene Material	11	12	32	18	30	27
Prostitution		10	21	17	40	27
Prostitution - Assisting/Promoting	5	6	14	26	7	20
Purchasing Prostitution						
Weapon Law Violations	165	203	308	340	358	405
Group B Offenses						
Bad Checks	389	275	261	208	160	94
Curfew/Loitering/Vagrancy	269	208	149	88	88	104
Disorderly Conduct	2,260	1,738	2,026	1,865	1,637	1,800
Driving Under the Influence	6,070	6,675	7,382	7,117	6,705	6,229
Family-Non Violent	133	125	134	134	104	243
Liquor Law Violations	5,788	4,741	4,577	4,004	3,531	3,125
Peeping Tom	6	1	4		6	4
Trespass	448	443	529	544	477	642
Runaway*	611	501	535	419		
All Other Offenses	3,682	4,090	4,804	4,147	4,098	4,415
Total Arrests	29,617	29,682	32,547	31,107	30,406	31,648

*Runaway no longer reported after 2013.

Juvenile Arrests by Offense, 2010-2015

Number of Arrestees	2010	2011	2012	2013	2014	2015
Crimes Against Persons						
Murder						
Negligent Manslaughter						
Kidnapping/Abduction					1	
Rape	18	6	18	7	18	7
Sodomy	5	1	1	1	2	4
Fondling	21	10	13	16	12	12
Sexual Assault W/Object					2	
Incest	2		1			1
Statutory Rape	5	1	11	10	2	6
Aggravated Assault	40	35	29	29	21	40
Simple Assault	357	317	383	346	256	322
Intimidation	43	56	52	42	44	39
Stalking				2	2	
Crimes Against Property						
Arson	4	6	9	9	5	4
Bribery						
Burglary	72	69	58	50	37	47
Counterfeiting/Forgery	5	7	4	1	1	2
Destruction/Damage/Vandalism	236	214	214	165	149	137
Embezzlement	2	6	8	7	7	4
Extortion/Blackmail						
Fraud - False Pretenses	6	4	7	2	3	5
Fraud - Credit Card/ATM	4	4	8	4	4	5
Fraud - Impersonation	3	2		2	8	5
Fraud - Welfare						
Fraud - Wire						
Motor Vehicle Theft	57	31	56	34	32	36
Robbery	5	4	12	2	5	9
Stolen Property Offenses	63	33	39	32	17	28
Theft - Pocket-picking				1		
Theft - Purse-snatching						
Theft - Shoplifting	657	623	482	380	365	428
Theft From Building	50	69	66	45	49	28
Theft From Coin Machine		1		2		
Theft From Motor Vehicle	52	65	67	38	23	26
Theft of Motor Vehicle Parts	5	2	6	2	5	
Theft - All Other Larceny	132	109	130	114	140	114

Juvenile Arrests by Offense, 2010-2015
Continued

Number of Arrestees	2010	2011	2012	2013	2014	2015
Crimes Against Society						
Drug/Narcotic Violations	381	373	352	348	395	372
Drug Equipment Violations	167	200	216	167	195	166
Gambling - Betting/Wagering						
Gambling Equipment Violations						
Gambling - Operating/Promoting						
Gambling - Sports Tampering						
Pornography/Obscene Material	4		5	6	7	8
Prostitution						
Prostitution - Assisting/Promoting			1			1
Weapon Law Violations	16	21	26	17	21	25
Group B Offenses						
Bad Checks	1			3		1
Curfew/Loitering/Vagrancy	268	206	145	88	86	104
Disorderly Conduct	903	764	761	657	525	703
Driving Under the Influence	52	35	47	38	33	40
Family-Non Violent	50	59	63	53	51	127
Liquor Law Violations	987	907	882	668	586	478
Peeping Tom						1
Trespass	116	76	81	60	44	54
Runaway*	611	501	535	419		
All Other Offenses	867	658	650	583	504	407
Total Arrests	6,267	5,475	5,438	4,450	3,657	3,796

*Runaway no longer reported after 2013.

Juvenile Arrests
By Gender 2010-2015

Year	Male	% of Total	Female	% of Total	Total
2010	3,811	60.8%	2,456	39.2%	6,267
2011	3,223	58.9	2,252	41.1	5,475
2012	3,246	59.7	2,192	40.3	5,438
2013	2,720	61.1	1,730	38.9	4,450
2014	2,374	64.9	1,283	35.1	3,657
2015	2,456	64.7	1,340	35.3	3,796

Adult Arrests by Offense, 2010-2015

Number of Arrestees	2010	2011	2012	2013	2014	2015
Crimes Against Persons						
Murder	9	9	8	9	16	15
Negligent Manslaughter	2		5	1	6	4
Kidnapping/Abduction	12	13	16	17	16	22
Rape	27	28	29	27	32	28
Sodomy	5	4	3	1	1	
Fondling	21	23	27	22	26	40
Sexual Assault W/Object		1	1	2	1	4
Incest	2	1	1	1		3
Statutory Rape	30	29	30	28	26	43
Aggravated Assault	335	411	424	485	471	465
Simple Assault	1,409	1,461	1,667	1,748	1,730	1,824
Intimidation	171	193	237	288	311	281
Stalking	6	6	6	5	6	9
Crimes Against Property						
Arson	6	7	10	7	10	12
Bribery	1	2	1		1	
Burglary	175	155	181	181	193	235
Counterfeiting/Forgery	75	62	60	75	95	123
Destruction/Damage/Vandalism	275	262	315	301	288	339
Embezzlement	34	38	41	32	54	43
Extortion/Blackmail					2	1
Fraud - False Pretenses	119	123	121	131	132	164
Fraud - Credit Card/ATM	28	17	30	22	30	26
Fraud - Impersonation	25	12	27	24	36	33
Fraud - Welfare	2		2	1		
Fraud - Wire			2		1	
Motor Vehicle Theft	100	94	107	130	161	188
Robbery	27	19	34	42	52	35
Stolen Property Offenses	95	117	102	115	135	262
Theft - Pocket-picking	2	2	1	1	1	3
Theft - Purse-snatching		3	1	4	1	
Theft - Shoplifting	1,150	1,224	1,468	1,398	1,480	1,734
Theft From Building	84	92	105	135	102	108
Theft From Coin Machine		9	2		2	
Theft From Motor Vehicle	93	81	79	107	71	96
Theft of Motor Vehicle Parts	4	3	6	2	4	2
Theft - All Other Larceny	264	350	362	383	465	597

Adult Arrests by Offense, 2010-2015
Continued

Number of Arrestees	2010	2011	2012	2013	2014	2015
Crimes Against Society						
Drug/Narcotic Violations	1,988	2,369	2,554	3,051	3,605	4,010
Drug Equipment Violations	808	1,186	1,464	1,543	1,801	1,914
Gambling - Betting/Wagering						
Gambling Equipment Violations						
Gambling - Operating/Promoting				2		3
Gambling - Sports Tampering						
Pornography/Obscene Material	7	12	27	12	23	19
Prostitution		10	21	17	40	27
Prostitution - Assisting/Promoting	5	6	13	26	7	19
Purchasing Prostitution						
Weapon Law Violations	149	182	282	323	337	380
Group B Offenses						
Bad Checks	386	272	260	205	160	93
Curfew/Loitering/Vagrancy	1	2	4		2	
Disorderly Conduct	1,355	973	1,265	1,208	1,112	1,097
Driving Under the Influence	6,013	6,640	7,335	7,079	6,672	6,189
Family-Non Violent	82	66	71	81	53	116
Liquor Law Violations	4,797	3,834	3,695	3,336	2,945	2,647
Peeping Tom	6	1	4		6	3
Trespass	330	367	448	484	433	588
All Other Offenses	2,815	3,432	4,154	3,564	3,594	4,008
Total Arrests	23,329	24,203	27,108	26,656	26,749	27,852

Adult Arrests
By Gender, 2010-2015

Year	Male	% of Total	Female	% of Total	Total
2010	17,022	73.0%	6,307	27.0%	23,329
2011	18,110	74.8	6,093	25.2	24,203
2012	20,529	75.7	6,579	24.3	27,108
2013	19,991	75.0	6,665	25.0	26,656
2014	20,002	74.8	6,747	25.2	26,749
2015	20,642	74.1	7,210	25.9	27,852

Drug/Narcotics Violation Analysis

Drug/Narcotic Violations offenses increased by 9.6 percent from a total of 5,154 in 2014 to 5,648 in 2015.

More than 52 percent of the drug types for 2015 involved marijuana.

Drug/Narcotic Violations arrests increased by 9.6 percent from a total of 4,000 in 2014 to 4,382 in 2015. The arrest totals shown should not be interpreted as the number of individuals arrested for drug offenses because it is possible that some individuals may have been arrested on more than one occasion for this offense.

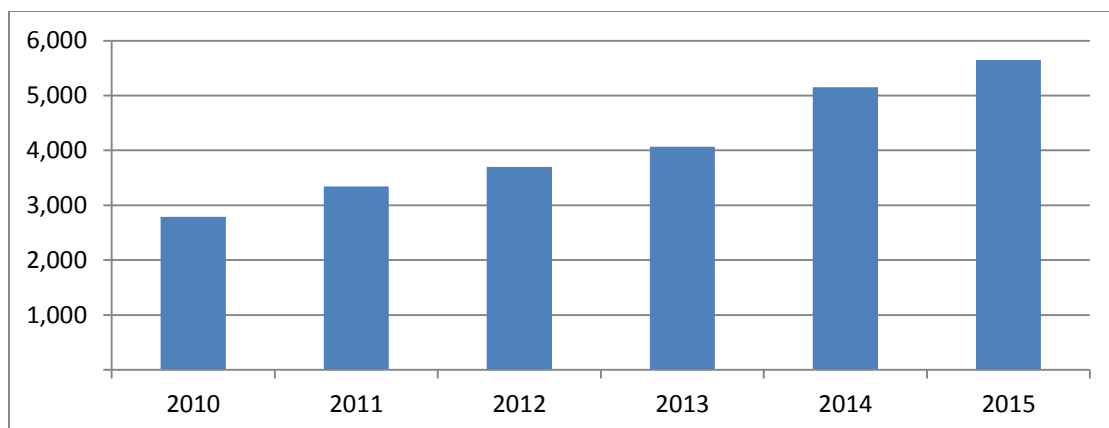
Seventy-three percent of drug arrests in 2015 were arrests of males.

Juveniles (persons under the age of 18) comprised 8.5 percent of the total in 2015.

Drug/Narcotic Violations Offense Totals 2010-2015

Year	Total	% Change from Previous Year
2010	2,791	--.-
2011	3,344	19.8%
2012	3,698	10.6
2013	4,064	9.9
2014	5,154	26.8
2015	5,648	9.6

Drug/Narcotic Violations Offense Totals 2010-2015



**Drug Types Seized in
Drug/Narcotic Violations*
2010-2015**

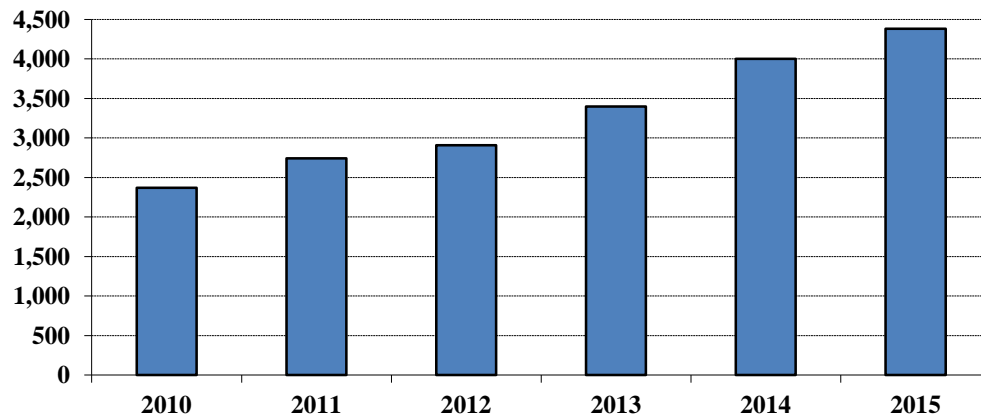
Drug Type	2010	2011	2012	2013	2014	2015
Hashish	17	13	13	24	30	45
Marijuana	2,090	2,385	2,557	2,776	3,380	3,519
Crack Cocaine	3	34	15	9	4	14
Cocaine	35	47	58	49	75	100
Heroin	4	19	17	26	90	177
Morphine	23	39	20	21	32	29
Opium	17	9	24	8	28	34
Other Narcotics	224	259	259	254	302	361
Barbiturates	8	6	5	6	5	8
Other Depressants	22	28	49	47	71	78
Amphetamines/Methamphetamines	246	257	434	812	1,230	1,633
Other Stimulants	30	28	31	33	56	64
LSD	6	10	12	11	11	23
PCP		1		1	1	1
Other Hallucinogens	57	102	103	51	50	56
Other Drugs	162	190	262	230	238	282
Unknown Type Drug	95	191	191	215	236	283

*Up to 3 drug types may be selected for each incident.

**Arrests for Drug/Narcotic Violations Offense
2010-2015**

Year	Total	% Change from Previous Year
2010	2,371	--.-
2011	2,742	15.6%
2012	2,906	6.0
2013	3,399	17.0
2014	4,000	17.7
2015	4,382	9.6

**Arrests for Drug/Narcotic Violations Offense
2010-2015**



**Drug/Narcotic Violations Arrests
By Gender, 2010-2015**

Year	Male	Percent of Total	Female	Percent of Total	Total
2010	1,819	76.7%	552	23.3%	2,371
2011	2,122	77.4	620	22.6	2,742
2012	2,207	75.9	699	24.1	2,906
2013	2,537	74.6	862	25.4	3,399
2014	2,976	74.4	1,024	25.6	4,000
2015	3,200	73.0	1,182	27.0	4,382

**Drug/Narcotic Violations Arrests
By Age Category, 2010-2015**

Year	Juvenile	Percent of Total	Adult	Percent of Total	Age Not Reported	Percent of Total	Total
2010	381	16.1%	1,988	83.8%	2	0.1%	2,371
2011	373	13.6	2,369	86.4			2,742
2012	352	12.1	2,554	87.9			2,906
2013	348	10.2	3,051	89.8			3,399
2014	395	9.9	3,605	90.1			4,000
2015	372	8.5	4,010	91.5			4,382

**Drug/Narcotic Violations Arrests
By Age Group, 2010-2015**

Age Group	2010	2011	2012	2013	2014	2015
Under 10						
10 - 17	381	373	352	348	395	372
18 - 24	1,054	1,282	1,212	1,348	1,581	1,613
25 - 34	518	601	753	960	1,154	1,358
35 - 44	212	247	323	394	483	611
45 - 54	150	191	207	273	301	312
55 - 64	52	46	55	74	79	105
65 and over	2	2	4	2	7	11
Unknown	2					

DUI Analysis

Reported DUI arrests decreased 7.1 percent from 6,705 in 2014 to 6,229 in 2015. The arrest totals should not be interpreted as the number of individuals arrested for DUI offenses because it is possible that some individuals may have been arrested on more than one occasion.

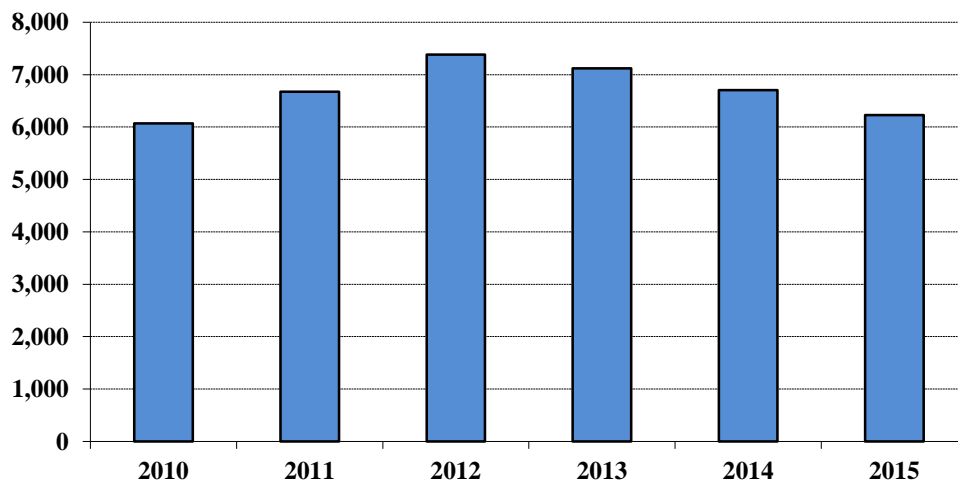
Nearly eighty percent of the DUI arrests in 2015 were arrests of males.

Juveniles, persons under the age of 18, made up 0.6 percent of the total in 2015.

DUI Arrests 2010-2015

Year	DUI Arrests Reported	Percent Change from Previous Year
2010	6,070	-.-
2011	6,675	10.0%
2012	7,382	10.6
2013	7,117	-3.6
2014	6,705	-5.8
2015	6,229	-7.1

DUI Arrests 2010-2015



**DUI Arrests
By Gender, 2010-2015**

Year	Male	Percent of Total	Female	Percent of Total	Total
2010	4,650	76.6%	1,420	23.4%	6,070
2011	5,175	77.5	1,500	22.5	6,675
2012	5,900	79.9	1,482	20.1	7,382
2013	5,657	79.5	1,460	20.5	7,117
2014	5,361	80.0	1,344	20.0	6,705
2015	4,974	79.9	1,255	20.1	6,229

**DUI Arrests
By Age Category, 2010-2015**

Year	Juvenile	Percent of Total	Adult	Percent of Total	Age Not Reported	Percent of Total	Total
2010	52	0.9%	6,013	99.0%	5	0.1%	6,070
2011	35	0.5	6,640	99.5			6,675
2012	47	0.6	7,335	99.4			7,382
2013	38	0.5	7,079	99.5			7,117
2014	33	0.5	6,672	99.5			6,705
2015	40	0.6	6,189	99.4			6,229

**DUI Arrests
By Age Group, 2010-2015**

Age Group	2010	2011	2012	2013	2014	2015
Under 10						
10 - 17	52	35	47	38	32	40
18 - 24	1,657	1,738	1,907	1,713	1,644	1,438
25 - 34	1,921	2,205	2,397	2,300	2,268	2,095
35 - 44	1,160	1,268	1,428	1,458	1,270	1,193
45 - 54	880	935	1,113	1,114	985	943
55 - 64	317	419	403	409	433	429
65 and over	78	75	87	85	72	91
Unknown	5				1	

REPORTING SHERIFFS' OFFICES

Adams County Sheriff's Office – 2015

2015 Population Estimate	2,391	Offenses		Arrests	
Offense Overview		Reported	Cleared	Adult	Juvenile
Offense Total	65	Group A Offenses			
Number Cleared	24	Crimes Against Persons			
Percent Cleared	36.92 %	Murder	0	0	0
Group A Crimes per 100,000 population	2,718.5	Negligent Manslaughter	0	0	0
		Kidnapping/Abduction	0	0	0
		Rape	3	0	0
		Sodomy	0	0	0
		Sexual Assault W/Object	0	0	0
		Fondling	1	0	0
		Incest	0	0	0
		Statutory Rape	1	0	0
		Aggravated Assault	1	0	0
		Simple Assault	17	5	4
		Intimidation	4	3	1
		Stalking	1	0	0
		Commercial Sex Acts	0	0	0
		Involuntary Servitude	0	0	0
Arrest Overview		Crimes Against Property			
Total Arrests	37	Arson	1	0	0
Adult Arrests	37	Bribery	0	0	0
Juvenile Arrests	0	Burglary	1	0	0
Unknown Age	0	Counterfeiting/Forgery	0	0	0
Arrests per 100,000 population	1,547.5	Destruction/Damage/Vandalism	8	1	1
Average number offenses/incident	1.35	Embezzlement	0	0	0
		Extortion/Blackmail	0	0	0
		False Pretenses	1	0	0
		Credit Card/ATM Fraud	0	0	0
		Impersonation	0	0	0
		Welfare Fraud	0	0	0
		Wire Fraud	2	0	0
		Motor Vehicle Theft	0	0	0
		Robbery	0	0	0
		Stolen Property Offenses	1	0	0
		Pocket-picking	0	0	0
		Purse-snatching	0	0	0
		Shoplifting	0	0	0
		Theft From Building	1	0	0
		Theft From Coin Machine	0	0	0
		Theft From Motor Vehicle	0	0	0
		Theft of Motor Vehicle Parts	0	0	0
		All Other Larceny	3	0	0
		Crimes Against Society			
		Drug/Narcotic Violations	7	5	2
		Drug Equipment Violations	8	7	3
		Betting/Wagering	0	0	0
		Operating/Promoting Gambling	0	0	0
		Gambling Equipment Violations	0	0	0
		Sports Tampering	0	0	0
		Pornography/Obscene Material	0	0	0
		Prostitution	0	0	0
		Prostitution Assisting/Promoting	0	0	0
		Purchasing Prostitution	0	0	0
		Weapon Law Violations	4	3	2
		Total Group A Offenses	65	24	13
		Total Group B	24	0	0

Domestic Incident Victims		
Offense	Reported	Cleared
Murder	0	0
Aggravated Assault	0	0
Simple Assault	1	1
Intimidation	0	0
Stalking	0	0
Rape	0	0
Sodomy	0	0
Sexual Assault W/Object	0	0
Fondling	0	0
Incest	0	0
Statutory Rape	0	0
Kidnapping/Abduction	0	0
Total	1	1

Group B Arrests		
Offense	Adult	Juvenile
Bad Checks	0	0
Curfew/Loitering/Vagrancy	0	0
Disorderly Conduct	1	0
DUI	14	0
Family-Non Violent	0	0
Liquor Law Violations	7	0
Peeping Tom	0	0
Trespass	0	0
All Other Offenses	2	0
Total Group B	24	0

Barnes County Sheriff's Office – 2015

2015 Population Estimate	4,461	Offenses		Arrests	
Offense Overview		Reported	Cleared	Adult	Juvenile
		Group A Offenses			
		Crimes Against Persons			
Offense Total	66				
Number Cleared	15				
Percent Cleared	22.73 %				
Group A Crimes per 100,000 population	1,479.5				
		Murder	0	0	0
		Negligent Manslaughter	0	0	0
		Kidnapping/Abduction	0	0	0
		Rape	1	0	0
		Sodomy	0	0	0
		Sexual Assault W/Object	0	0	0
		Fondling	1	0	0
		Incest	0	0	0
		Statutory Rape	0	0	0
		Aggravated Assault	0	0	0
		Simple Assault	11	7	6
		Intimidation	3	1	1
		Stalking	1	0	0
		Commercial Sex Acts	0	0	0
		Involuntary Servitude	0	0	0
		Crimes Against Property			
		Arson	0	0	0
		Bribery	0	0	0
		Burglary	9	1	1
		Counterfeiting/Forgery	1	0	0
		Destruction/Damage/Vandalism	2	0	0
		Embezzlement	0	0	0
		Extortion/Blackmail	0	0	0
		False Pretenses	1	0	0
		Credit Card/ATM Fraud	0	0	1
		Impersonation	1	0	0
		Welfare Fraud	0	0	0
		Wire Fraud	0	0	0
		Motor Vehicle Theft	7	0	0
		Robbery	0	0	0
		Stolen Property Offenses	3	1	0
		Pocket-picking	0	0	0
		Purse-snatching	0	0	0
		Shoplifting	0	0	0
		Theft From Building	6	0	1
		Theft From Coin Machine	0	0	0
		Theft From Motor Vehicle	4	0	0
		Theft of Motor Vehicle Parts	0	0	0
		All Other Larceny	8	1	0
		Crimes Against Society			
		Drug/Narcotic Violations	4	3	3
		Drug Equipment Violations	2	1	0
		Betting/Wagering	0	0	0
		Operating/Promoting Gambling	0	0	0
		Gambling Equipment Violations	0	0	0
		Sports Tampering	0	0	0
		Pornography/Obscene Material	0	0	0
		Prostitution	0	0	0
		Prostitution Assisting/Promoting	0	0	0
		Purchasing Prostitution	0	0	0
		Weapon Law Violations	1	0	0
		Total Group A Offenses	66	15	13
		Total Group B	17	0	0

Domestic Incident Victims		
Offense	Reported	Cleared
Murder	0	0
Aggravated Assault	0	0
Simple Assault	5	3
Intimidation	1	0
Stalking	0	0
Rape	0	0
Sodomy	0	0
Sexual Assault W/Object	0	0
Fondling	0	0
Incest	0	0
Statutory Rape	0	0
Kidnapping/Abduction	0	0
Total	6	3

Group B Arrests		
Offense	Adult	Juvenile
Bad Checks	0	0
Curfew/Loitering/Vagrancy	0	0
Disorderly Conduct	1	0
DUI	10	0
Family-Non Violent	0	0
Liquor Law Violations	0	0
Peeping Tom	0	0
Trespass	0	0
All Other Offenses	6	0
Total Group B	17	0

Benson County Sheriff's Office - 2015

2015 Population Estimate	6,868	Offenses		Arrests	
Offense Overview	Group A Offenses	Reported	Cleared	Adult	Juvenile
Offense Total	78	Crimes Against Persons			
Number Cleared	33	Murder	0	0	0
Percent Cleared	42.31 %	Negligent Manslaughter	0	0	0
Group A Crimes per 100,000 population	1,135.7	Kidnapping/Abduction	0	0	0
		Rape	0	0	0
		Sodomy	0	0	0
		Sexual Assault W/Object	0	0	0
Arrest Overview		Fondling	1	0	0
Total Arrests	59	Incest	0	0	0
Adult Arrests	58	Statutory Rape	1	1	1
Juvenile Arrests	1	Aggravated Assault	1	1	1
Unknown Age	0	Simple Assault	10	8	8
Arrests per 100,000 population	859.1	Intimidation	1	0	0
		Stalking	2	0	0
		Commercial Sex Acts	0	0	0
		Involuntary Servitude	0	0	0
Average number offenses/incident	1.24	Crimes Against Property			
		Arson	0	0	0
		Bribery	0	0	0
		Burglary	4	0	0
		Counterfeiting/Forgery	0	0	0
		Destruction/Damage/Vandalism	6	1	0
		Embezzlement	0	0	0
		Extortion/Blackmail	0	0	0
		False Pretenses	1	0	0
		Credit Card/ATM Fraud	0	0	0
		Impersonation	0	0	0
		Welfare Fraud	0	0	0
		Wire Fraud	1	0	0
		Motor Vehicle Theft	10	3	3
		Robbery	0	0	0
		Stolen Property Offenses	3	2	5
		Pocket-picking	0	0	0
		Purse-snatching	0	0	0
		Shoplifting	1	1	1
		Theft From Building	2	0	0
		Theft From Coin Machine	0	0	0
		Theft From Motor Vehicle	3	0	0
		Theft of Motor Vehicle Parts	0	0	0
		All Other Larceny	14	1	1
		Crimes Against Society			
		Drug/Narcotic Violations	10	9	10
		Drug Equipment Violations	7	6	2
		Betting/Wagering	0	0	0
		Operating/Promoting Gambling	0	0	0
		Gambling Equipment Violations	0	0	0
		Sports Tampering	0	0	0
		Pornography/Obscene Material	0	0	0
		Prostitution	0	0	0
		Prostitution Assisting/Promoting	0	0	0
		Purchasing Prostitution	0	0	0
		Weapon Law Violations	0	0	0
		Total Group A Offenses	78	33	32
		Total Group B	26	0	1

Domestic Incident Victims		
Offense	Reported	Cleared
Murder	0	0
Aggravated Assault	1	1
Simple Assault	6	6
Intimidation	0	0
Stalking	0	0
Rape	0	0
Sodomy	0	0
Sexual Assault W/Object	0	0
Fondling	0	0
Incest	0	0
Statutory Rape	0	0
Kidnapping/Abduction	0	0
Total	7	7

Group B Arrests		
Offense	Adult	Juvenile
Bad Checks	0	0
Curfew/Loitering/Vagrancy	0	0
Disorderly Conduct	1	0
DUI	16	0
Family-Non Violent	0	0
Liquor Law Violations	1	0
Peeping Tom	0	0
Trespass	3	0
All Other Offenses	5	0
Total Group B	26	0

Billings County Sheriff's Office – 2015

2015 Population Estimate	799	Offenses		Arrests	
Offense Overview	Group A Offenses	Reported	Cleared	Adult	Juvenile
Offense Total	25	Crimes Against Persons			
Number Cleared	20	Murder	0	0	0
Percent Cleared	80.00 %	Negligent Manslaughter	0	0	0
Group A Crimes per 100,000 population	3,128.9	Kidnapping/Abduction	0	0	0
		Rape	0	0	0
		Sodomy	0	0	0
		Sexual Assault W/Object	0	0	0
		Fondling	0	0	0
		Incest	0	0	0
		Statutory Rape	0	0	0
		Aggravated Assault	0	0	0
		Simple Assault	3	3	3
		Intimidation	0	0	0
		Stalking	0	0	0
		Commercial Sex Acts	0	0	0
		Involuntary Servitude	0	0	0
		Crimes Against Property			
		Arson	0	0	0
		Bribery	0	0	0
		Burglary	0	0	0
		Counterfeiting/Forgery	0	0	0
		Destruction/Damage/Vandalism	0	0	0
		Embezzlement	0	0	0
		Extortion/Blackmail	0	0	0
		False Pretenses	2	2	2
		Credit Card/ATM Fraud	0	0	0
		Impersonation	0	0	0
		Welfare Fraud	0	0	0
		Wire Fraud	0	0	0
		Motor Vehicle Theft	0	0	0
		Robbery	0	0	0
		Stolen Property Offenses	0	0	0
		Pocket-picking	0	0	0
		Purse-snatching	0	0	0
		Shoplifting	0	0	0
		Theft From Building	2	0	0
		Theft From Coin Machine	0	0	0
		Theft From Motor Vehicle	0	0	0
		Theft of Motor Vehicle Parts	0	0	0
		All Other Larceny	3	0	0
		Crimes Against Society			
		Drug/Narcotic Violations	5	5	5
		Drug Equipment Violations	5	5	5
		Betting/Wagering	0	0	0
		Operating/Promoting Gambling	0	0	0
		Gambling Equipment Violations	0	0	0
		Sports Tampering	0	0	0
		Pornography/Obscene Material	0	0	0
		Prostitution	0	0	0
		Prostitution Assisting/Promoting	0	0	0
		Purchasing Prostitution	0	0	0
		Weapon Law Violations	5	5	5
		Total Group A Offenses	25	20	20
		Total Group B	16	0	0

Domestic Incident Victims		
Offense	Reported	Cleared
Murder	0	0
Aggravated Assault	0	0
Simple Assault	2	2
Intimidation	0	0
Stalking	0	0
Rape	0	0
Sodomy	0	0
Sexual Assault W/Object	0	0
Fondling	0	0
Incest	0	0
Statutory Rape	0	0
Kidnapping/Abduction	0	0
Total	2	2

Group B Arrests		
Offense	Adult	Juvenile
Bad Checks	0	0
Curfew/Loitering/Vagrancy	0	0
Disorderly Conduct	5	0
DUI	9	0
Family-Non Violent	0	0
Liquor Law Violations	1	0
Peeping Tom	0	0
Trespass	0	0
All Other Offenses	1	0
Total Group B	16	0

Bottineau County Sheriff's Office – 2015

2015 Population Estimate 6,700

Offense Overview	
Offense Total	187
Number Cleared	82
Percent Cleared	43.85 %
Group A Crimes per 100,000 population	2,791.0

Arrest Overview	
Total Arrests	129
Adult Arrests	124
Juvenile Arrests	5
Unknown Age	0
Arrests per 100,000 population	1,925.4
Average number offenses/incident	1.21

	Offenses		Arrests	
	Reported	Cleared	Adult	Juvenile
Group A Offenses				
Crimes Against Persons				
Murder	2	2	1	0
Negligent Manslaughter	0	0	0	0
Kidnapping/Abduction	0	0	0	0
Rape	0	0	0	0
Sodomy	0	0	0	0
Sexual Assault W/Object	0	0	0	0
Fondling	1	1	1	0
Incest	0	0	0	0
Statutory Rape	1	1	2	0
Aggravated Assault	2	1	1	0
Simple Assault	17	9	9	0
Intimidation	0	0	0	0
Stalking	0	0	0	0
Commercial Sex Acts	0	0	0	0
Involuntary Servitude	0	0	0	0
Crimes Against Property				
Arson	1	1	2	0
Bribery	0	0	0	0
Burglary	28	9	9	0
Counterfeiting/Forgery	5	2	0	0
Destruction/Damage/Vandalism	22	3	1	0
Embezzlement	0	0	0	0
Extortion/Blackmail	0	0	0	0
False Pretenses	0	0	0	0
Credit Card/ATM Fraud	2	0	0	0
Impersonation	0	0	0	0
Welfare Fraud	0	0	0	0
Wire Fraud	1	0	0	0
Motor Vehicle Theft	8	3	4	0
Robbery	0	0	0	0
Stolen Property Offenses	1	1	0	0
Pocket-picking	0	0	0	0
Purse-snatching	0	0	0	0
Shoplifting	8	5	6	1
Theft From Building	10	0	0	0
Theft From Coin Machine	0	0	0	0
Theft From Motor Vehicle	10	1	1	0
Theft of Motor Vehicle Parts	0	0	0	0
All Other Larceny	21	4	4	0
Crimes Against Society				
Drug/Narcotic Violations	19	17	18	0
Drug Equipment Violations	21	17	5	0
Betting/Wagering	0	0	0	0
Operating/Promoting Gambling	0	0	0	0
Gambling Equipment Violations	0	0	0	0
Sports Tampering	0	0	0	0
Pornography/Obscene Material	1	0	0	1
Prostitution	0	0	0	0
Prostitution Assisting/Promoting	0	0	0	0
Purchasing Prostitution	0	0	0	0
Weapon Law Violations	6	5	3	0
Total Group A Offenses	187	82	67	2

Domestic Incident Victims		
Offense	Reported	Cleared
Murder	0	0
Aggravated Assault	1	1
Simple Assault	14	9
Intimidation	0	0
Stalking	0	0
Rape	0	0
Sodomy	0	0
Sexual Assault W/Object	0	0
Fondling	0	0
Incest	0	0
Statutory Rape	0	0
Kidnapping/Abduction	0	0
Total	15	10

Group B Arrests		
Offense	Adult	Juvenile
Bad Checks	0	0
Curfew/Loitering/Vagrancy	0	0
Disorderly Conduct	3	0
DUI	31	0
Family-Non Violent	0	0
Liquor Law Violations	14	3
Peeping Tom	0	0
Trespass	2	0
All Other Offenses	7	0
Total Group B	57	3

Bowman County Sheriff's Office - 2015

2015 Population Estimate	1,549	Offenses		Arrests	
Offense Overview		Reported	Cleared	Adult	Juvenile
Group A Offenses					
Crimes Against Persons					
Offense Total	19				
Number Cleared	10				
Percent Cleared	52.63 %				
Group A Crimes per 100,000 population	1,226.6				
Crimes Against Property					
Crimes Against Society					
Group B Arrests					
Domestic Incident Victims					
Offense	Reported	Cleared			
Murder	0	0			
Aggravated Assault	1	1			
Simple Assault	4	3			
Intimidation	0	0			
Stalking	0	0			
Rape	0	0			
Sodomy	0	0			
Sexual Assault W/Object	0	0			
Fondling	0	0			
Incest	0	0			
Statutory Rape	0	0			
Kidnapping/Abduction	0	0			
Total	5	4			
Offense	Adult	Juvenile			
Bad Checks	0	0			
Curfew/Loitering/Vagrancy	0	0			
Disorderly Conduct	1	0			
DUI	7	0			
Family-Non Violent	0	0			
Liquor Law Violations	2	3			
Peeping Tom	0	0			
Trespass	0	0			
All Other Offenses	0	0			
Total Group B	10	3			
Murder	0	0	0	0	0
Negligent Manslaughter	0	0	0	0	0
Kidnapping/Abduction	0	0	0	0	0
Rape	0	0	0	0	0
Sodomy	0	0	0	0	0
Sexual Assault W/Object	0	0	0	0	0
Fondling	0	0	0	0	0
Incest	0	0	0	0	0
Statutory Rape	0	0	0	0	0
Aggravated Assault	2	2	3	0	0
Simple Assault	4	3	5	0	0
Intimidation	0	0	0	0	0
Stalking	0	0	0	0	0
Commercial Sex Acts	0	0	0	0	0
Involuntary Servitude	0	0	0	0	0
Arson	0	0	0	0	0
Bribery	0	0	0	0	0
Burglary	2	0	0	0	0
Counterfeiting/Forgery	0	0	0	0	0
Destruction/Damage/Vandalism	0	0	0	0	0
Embezzlement	0	0	0	0	0
Extortion/Blackmail	0	0	0	0	0
False Pretenses	0	0	0	0	0
Credit Card/ATM Fraud	0	0	0	0	0
Impersonation	0	0	0	0	0
Welfare Fraud	0	0	0	0	0
Wire Fraud	0	0	0	0	0
Motor Vehicle Theft	0	0	0	0	0
Robbery	0	0	0	0	0
Stolen Property Offenses	1	1	0	0	0
Pocket-picking	0	0	0	0	0
Purse-snatching	0	0	0	0	0
Shoplifting	0	0	0	0	0
Theft From Building	0	0	0	0	0
Theft From Coin Machine	0	0	0	0	0
Theft From Motor Vehicle	0	0	0	0	0
Theft of Motor Vehicle Parts	1	0	0	0	0
All Other Larceny	5	1	0	0	0
Drug/Narcotic Violations	2	1	1	0	0
Drug Equipment Violations	2	2	0	0	0
Betting/Wagering	0	0	0	0	0
Operating/Promoting Gambling	0	0	0	0	0
Gambling Equipment Violations	0	0	0	0	0
Sports Tampering	0	0	0	0	0
Pornography/Obscene Material	0	0	0	0	0
Prostitution	0	0	0	0	0
Prostitution Assisting/Promoting	0	0	0	0	0
Purchasing Prostitution	0	0	0	0	0
Weapon Law Violations	0	0	0	0	0
Total Group A Offenses	19	10	9	0	0

Burleigh County Sheriff's Office – 2015

2015 Population Estimate	18,246	Offenses		Arrests		
Offense Overview		Group A Offenses	Reported	Cleared	Adult	Juvenile
Offense Total	1,205	Crimes Against Persons				
Number Cleared	694	Murder	0	0	0	0
Percent Cleared	57.59 %	Negligent Manslaughter	0	0	0	0
Group A Crimes per 100,000 population	6,604.2	Kidnapping/Abduction	0	0	1	0
		Rape	5	1	1	0
		Sodomy	0	0	0	0
		Sexual Assault W/Object	0	0	0	0
		Fondling	13	1	2	0
		Incest	0	0	0	0
		Statutory Rape	13	4	4	1
		Aggravated Assault	25	16	9	2
		Simple Assault	113	55	48	3
		Intimidation	36	12	6	3
		Stalking	14	0	0	0
		Commercial Sex Acts	0	0	0	0
		Involuntary Servitude	0	0	0	0
		Crimes Against Property				
		Arson	2	0	0	0
		Bribery	0	0	0	0
		Burglary	53	5	4	0
		Counterfeiting/Forgery	3	1	1	0
		Destruction/Damage/Vandalism	99	19	14	0
		Embezzlement	0	0	0	0
		Extortion/Blackmail	1	0	0	0
		False Pretenses	10	0	0	0
		Credit Card/ATM Fraud	8	0	0	0
		Impersonation	20	3	2	0
		Welfare Fraud	0	0	0	0
		Wire Fraud	0	0	0	0
		Motor Vehicle Theft	26	6	4	1
		Robbery	1	0	0	0
		Stolen Property Offenses	9	6	7	0
		Pocket-picking	0	0	0	0
		Purse-snatching	0	0	0	0
		Shoplifting	0	0	0	0
		Theft From Building	16	0	0	0
		Theft From Coin Machine	0	0	0	0
		Theft From Motor Vehicle	20	0	0	0
		Theft of Motor Vehicle Parts	6	0	0	0
		All Other Larceny	99	12	9	2
		Crimes Against Society				
		Drug/Narcotic Violations	364	315	353	23
		Drug Equipment Violations	231	222	60	6
		Betting/Wagering	0	0	0	0
		Operating/Promoting Gambling	0	0	0	0
		Gambling Equipment Violations	0	0	0	0
		Sports Tampering	0	0	0	0
		Pornography/Obscene Material	0	0	0	0
		Prostitution	0	0	0	0
		Prostitution Assisting/Promoting	0	0	0	0
		Purchasing Prostitution	0	0	0	0
		Weapon Law Violations	18	16	13	0
		Total Group A Offenses	1,205	694	538	41

Arrest Overview						
Total Arrests	1,240					
Adult Arrests	1,153					
Juvenile Arrests	87					
Unknown Age	0					
Arrests per 100,000 population	6,796.0					
Average number offenses/incident	1.30					

Domestic Incident Victims		
Offense	Reported	Cleared
Murder	0	0
Aggravated Assault	13	10
Simple Assault	43	37
Intimidation	0	0
Stalking	1	0
Rape	1	0
Sodomy	0	0
Sexual Assault W/Object	0	0
Fondling	4	0
Incest	0	0
Statutory Rape	3	1
Kidnapping/Abduction	0	0
Total	65	48

Group B Arrests		
Offense	Adult	Juvenile
Bad Checks	0	0
Curfew/Loitering/Vagrancy	0	0
Disorderly Conduct	8	2
DUI	246	3
Family-Non Violent	10	0
Liquor Law Violations	281	40
Peeping Tom	0	0
Trespass	2	0
All Other Offenses	68	1
Total Group B	615	46

Cass County Sheriff's Office – 2015

2015 Population Estimate	19,349	Offenses		Arrests	
Offense Overview		Reported	Cleared	Adult	Juvenile
Offense Total	695	Group A Offenses			
Number Cleared	243	Crimes Against Persons			
Percent Cleared	34.96 %	Murder	0	0	0
Group A Crimes per 100,000 population	3,591.9	Negligent Manslaughter	0	0	0
		Kidnapping/Abduction	5	2	0
		Rape	5	1	0
		Sodomy	0	0	0
		Sexual Assault W/Object	0	0	0
		Fondling	4	0	0
		Incest	0	0	0
		Statutory Rape	1	0	0
		Aggravated Assault	15	4	4
		Simple Assault	84	24	13
		Intimidation	16	0	1
		Stalking	0	0	0
		Commercial Sex Acts	0	0	0
		Involuntary Servitude	0	0	0
		Crimes Against Property			
		Arson	0	0	0
		Bribery	0	0	0
		Burglary	49	4	2
		Counterfeiting/Forgery	9	0	0
		Destruction/Damage/Vandalism	105	4	0
		Embezzlement	0	0	0
		Extortion/Blackmail	0	0	0
		False Pretenses	16	0	0
		Credit Card/ATM Fraud	4	0	0
		Impersonation	25	0	0
		Welfare Fraud	0	0	0
		Wire Fraud	5	0	0
		Motor Vehicle Theft	23	3	1
		Robbery	0	0	0
		Stolen Property Offenses	5	3	1
		Pocket-picking	0	0	0
		Purse-snatching	0	0	0
		Shoplifting	3	0	0
		Theft From Building	4	0	0
		Theft From Coin Machine	1	0	0
		Theft From Motor Vehicle	27	1	0
		Theft of Motor Vehicle Parts	0	0	0
		All Other Larceny	67	2	3
		Crimes Against Society			
		Drug/Narcotic Violations	106	93	58
		Drug Equipment Violations	106	94	26
		Betting/Wagering	0	0	0
		Operating/Promoting Gambling	0	0	0
		Gambling Equipment Violations	0	0	0
		Sports Tampering	0	0	0
		Pornography/Obscene Material	1	0	0
		Prostitution	0	0	0
		Prostitution Assisting/Promoting	0	0	0
		Purchasing Prostitution	0	0	0
		Weapon Law Violations	9	8	4
		Total Group A Offenses	695	243	113
Arrest Overview		Group B Arrests			
Total Arrests	484	Offense	Adult	Juvenile	
Adult Arrests	440	Bad Checks	0	0	
Juvenile Arrests	44	Curfew/Loitering/Vagrancy	0	0	
Unknown Age	0	Disorderly Conduct	9	1	
Arrests per 100,000 population	2,501.4	DUI	183	3	
Average number offenses/incident	1.33	Family-Non Violent	3	0	
		Liquor Law Violations	100	19	
		Peeping Tom	0	0	
		Trespass	1	0	
		All Other Offenses	31	4	
		Total Group B	327	27	

Cavalier County Sheriff's Office – 2015

2015 Population Estimate	3,819	Offenses		Arrests	
Offense Overview		Reported	Cleared	Adult	Juvenile
Offense Total	69	Crimes Against Persons			
Number Cleared	25	Murder	0	0	0
Percent Cleared	36.23 %	Negligent Manslaughter	0	0	0
Group A Crimes per 100,000 population	1,806.8	Kidnapping/Abduction	0	0	0
		Rape	0	0	0
		Sodomy	0	0	0
		Sexual Assault W/Object	0	0	0
		Fondling	1	0	0
		Incest	0	0	0
		Statutory Rape	0	0	0
		Aggravated Assault	2	2	1
		Simple Assault	4	3	3
		Intimidation	0	0	0
		Stalking	0	0	0
		Commercial Sex Acts	0	0	0
		Involuntary Servitude	0	0	0
		Crimes Against Property			
		Arson	0	0	0
		Bribery	0	0	0
		Burglary	4	1	0
		Counterfeiting/Forgery	0	0	0
		Destruction/Damage/Vandalism	21	1	1
		Embezzlement	0	0	0
		Extortion/Blackmail	0	0	0
		False Pretenses	0	0	0
		Credit Card/ATM Fraud	1	0	0
		Impersonation	0	0	0
		Welfare Fraud	0	0	0
		Wire Fraud	0	0	0
		Motor Vehicle Theft	4	1	1
		Robbery	0	0	0
		Stolen Property Offenses	0	0	0
		Pocket-picking	0	0	0
		Purse-snatching	0	0	0
		Shoplifting	0	0	0
		Theft From Building	6	1	0
		Theft From Coin Machine	0	0	0
		Theft From Motor Vehicle	4	1	2
		Theft of Motor Vehicle Parts	0	0	0
		All Other Larceny	7	2	1
		Crimes Against Society			
		Drug/Narcotic Violations	5	4	3
		Drug Equipment Violations	8	7	5
		Betting/Wagering	0	0	0
		Operating/Promoting Gambling	0	0	0
		Gambling Equipment Violations	0	0	0
		Sports Tampering	0	0	0
		Pornography/Obscene Material	0	0	0
		Prostitution	0	0	0
		Prostitution Assisting/Promoting	0	0	0
		Purchasing Prostitution	0	0	0
		Weapon Law Violations	2	2	2
		Total Group A Offenses	69	25	19
Arrest Overview		Total Group B	20	5	3
Total Arrests	47				
Adult Arrests	39				
Juvenile Arrests	8				
Unknown Age	0				
Arrests per 100,000 population	1,230.7				
Average number offenses/incident	1.08				

Domestic Incident Victims		
Offense	Reported	Cleared
Murder	0	0
Aggravated Assault	0	0
Simple Assault	2	2
Intimidation	0	0
Stalking	0	0
Rape	0	0
Sodomy	0	0
Sexual Assault W/Object	0	0
Fondling	0	0
Incest	0	0
Statutory Rape	0	0
Kidnapping/Abduction	0	0
Total	2	2

Group B Arrests		
Offense	Adult	Juvenile
Bad Checks	0	0
Curfew/Loitering/Vagrancy	0	0
Disorderly Conduct	2	4
DUI	13	0
Family-Non Violent	0	1
Liquor Law Violations	2	0
Peeping Tom	0	0
Trespass	0	0
All Other Offenses	3	0
Total Group B	20	5

Eddy County Sheriff's Office – 2015

2015 Population Estimate	2,373	Offenses		Arrests	
Offense Overview		Reported	Cleared	Adult	Juvenile
		Group A Offenses			
		Crimes Against Persons			
Offense Total	64				
Number Cleared	18				
Percent Cleared	28.13 %				
Group A Crimes per 100,000 population	2,697.0				
		Murder	1	1	1
		Negligent Manslaughter	0	0	0
		Kidnapping/Abduction	0	0	0
		Rape	0	0	0
		Sodomy	2	0	0
		Sexual Assault W/Object	0	0	0
		Fondling	1	0	0
		Incest	0	0	0
		Statutory Rape	0	0	0
		Aggravated Assault	2	1	0
		Simple Assault	7	3	3
		Intimidation	5	4	1
		Stalking	1	0	0
		Commercial Sex Acts	0	0	0
		Involuntary Servitude	0	0	0
		Crimes Against Property			
		Arson	0	0	0
		Bribery	0	0	0
		Burglary	5	1	1
		Counterfeiting/Forgery	0	0	0
		Destruction/Damage/Vandalism	10	1	0
		Embezzlement	0	0	0
		Extortion/Blackmail	0	0	0
		False Pretenses	4	1	1
		Credit Card/ATM Fraud	0	0	0
		Impersonation	0	0	0
		Welfare Fraud	0	0	0
		Wire Fraud	1	0	0
		Motor Vehicle Theft	1	0	0
		Robbery	0	0	0
		Stolen Property Offenses	0	0	0
		Pocket-picking	0	0	0
		Purse-snatching	0	0	0
		Shoplifting	3	0	0
		Theft From Building	7	0	0
		Theft From Coin Machine	0	0	0
		Theft From Motor Vehicle	2	0	0
		Theft of Motor Vehicle Parts	0	0	0
		All Other Larceny	6	0	0
		Crimes Against Society			
		Drug/Narcotic Violations	2	2	2
		Drug Equipment Violations	3	3	2
		Betting/Wagering	0	0	0
		Operating/Promoting Gambling	0	0	0
		Gambling Equipment Violations	0	0	0
		Sports Tampering	0	0	0
		Pornography/Obscene Material	0	0	0
		Prostitution	0	0	0
		Prostitution Assisting/Promoting	0	0	0
		Purchasing Prostitution	0	0	0
		Weapon Law Violations	1	1	1
		Total Group A Offenses	64	18	12
					0
Arrest Overview					
Total Arrests	32				
Adult Arrests	32				
Juvenile Arrests	0				
Unknown Age	0				
Arrests per 100,000 population	1,348.5				
Average number offenses/incident	1.10				
Domestic Incident Victims					
Offense	Reported	Cleared			
Murder	0	0			
Aggravated Assault	1	1			
Simple Assault	4	3			
Intimidation	0	0			
Stalking	0	0			
Rape	0	0			
Sodomy	0	0			
Sexual Assault W/Object	0	0			
Fondling	0	0			
Incest	0	0			
Statutory Rape	0	0			
Kidnapping/Abduction	0	0			
Total	5	4			
Group B Arrests					
Offense	Adult	Juvenile			
Bad Checks	0	0			
Curfew/Loitering/Vagrancy	0	0			
Disorderly Conduct	5	0			
DUI	13	0			
Family-Non Violent	0	0			
Liquor Law Violations	1	0			
Peeping Tom	0	0			
Trespass	0	0			
All Other Offenses	1	0			
Total Group B	20	0			

Emmons County Sheriff's Office – 2015

2015 Population Estimate	3,388	Offenses		Arrests	
Offense Overview		Reported	Cleared	Adult	Juvenile
		Group A Offenses			
		Crimes Against Persons			
Offense Total	65				
Number Cleared	20				
Percent Cleared	30.77 %				
Group A Crimes per 100,000 population	1,918.5				
		Murder	0	0	0
		Negligent Manslaughter	0	0	0
		Kidnapping/Abduction	0	0	0
		Rape	0	0	0
		Sodomy	0	0	0
		Sexual Assault W/Object	0	0	0
		Fondling	1	1	1
		Incest	0	0	0
		Statutory Rape	0	0	0
		Aggravated Assault	2	2	3
		Simple Assault	2	2	2
		Intimidation	1	1	1
		Stalking	0	0	0
		Commercial Sex Acts	0	0	0
		Involuntary Servitude	0	0	0
		Crimes Against Property			
		Arson	0	0	0
		Bribery	0	0	0
		Burglary	9	1	0
		Counterfeiting/Forgery	0	0	0
		Destruction/Damage/Vandalism	13	2	0
		Embezzlement	1	0	0
		Extortion/Blackmail	0	0	0
		False Pretenses	1	0	3
		Credit Card/ATM Fraud	0	0	0
		Impersonation	0	0	0
		Welfare Fraud	0	0	0
		Wire Fraud	0	0	0
		Motor Vehicle Theft	3	1	1
		Robbery	0	0	0
		Stolen Property Offenses	1	1	1
		Pocket-picking	0	0	0
		Purse-snatching	0	0	0
		Shoplifting	1	0	1
		Theft From Building	4	0	0
		Theft From Coin Machine	0	0	0
		Theft From Motor Vehicle	6	0	0
		Theft of Motor Vehicle Parts	0	0	0
		All Other Larceny	13	2	2
		Crimes Against Society			
		Drug/Narcotic Violations	2	2	3
		Drug Equipment Violations	4	4	2
		Betting/Wagering	0	0	0
		Operating/Promoting Gambling	0	0	0
		Gambling Equipment Violations	0	0	0
		Sports Tampering	0	0	0
		Pornography/Obscene Material	0	0	0
		Prostitution	0	0	0
		Prostitution Assisting/Promoting	0	0	0
		Purchasing Prostitution	0	0	0
		Weapon Law Violations	1	1	1
		Total Group A Offenses	65	20	21
		Total Group B	12	3	7
Arrest Overview					
Total Arrests	43				
Adult Arrests	33				
Juvenile Arrests	10				
Unknown Age	0				
Arrests per 100,000 population	1,269.2				
Average number offenses/incident	1.05				
Domestic Incident Victims					
Offense	Reported	Cleared			
Murder	0	0			
Aggravated Assault	2	2			
Simple Assault	2	2			
Intimidation	1	1			
Stalking	0	0			
Rape	0	0			
Sodomy	0	0			
Sexual Assault W/Object	0	0			
Fondling	0	0			
Incest	0	0			
Statutory Rape	0	0			
Kidnapping/Abduction	0	0			
Total	5	5			
Group B Arrests					
Offense	Adult	Juvenile			
Bad Checks	3	0			
Curfew/Loitering/Vagrancy	0	0			
Disorderly Conduct	0	0			
DUI	5	0			
Family-Non Violent	0	0			
Liquor Law Violations	2	3			
Peeping Tom	0	0			
Trespass	0	0			
All Other Offenses	2	0			
Total Group B	12	3			

Foster County Sheriff's Office – 2015

2015 Population Estimate	1,287	Offenses		Arrests	
Offense Overview		Reported	Cleared	Adult	Juvenile
		Group A Offenses			
		Crimes Against Persons			
Offense Total	37				
Number Cleared	10				
Percent Cleared	27.03 %				
Group A Crimes per 100,000 population	2,874.9				
		Murder	0	0	0
		Negligent Manslaughter	0	0	0
		Kidnapping/Abduction	0	0	0
		Rape	0	0	0
		Sodomy	1	1	0
		Sexual Assault W/Object	0	0	0
		Fondling	0	0	0
		Incest	0	0	0
		Statutory Rape	0	0	0
		Aggravated Assault	0	0	0
		Simple Assault	2	1	1
		Intimidation	2	0	0
		Stalking	0	0	0
		Commercial Sex Acts	0	0	0
		Involuntary Servitude	0	0	0
		Crimes Against Property			
		Arson	0	0	0
		Bribery	0	0	0
		Burglary	7	0	0
		Counterfeiting/Forgery	0	0	0
		Destruction/Damage/Vandalism	1	0	0
		Embezzlement	0	0	0
		Extortion/Blackmail	0	0	0
		False Pretenses	0	0	0
		Credit Card/ATM Fraud	0	0	0
		Impersonation	0	0	0
		Welfare Fraud	0	0	0
		Wire Fraud	1	0	0
		Motor Vehicle Theft	3	2	2
		Robbery	0	0	0
		Stolen Property Offenses	2	1	0
		Pocket-picking	0	0	0
		Purse-snatching	0	0	0
		Shoplifting	0	0	0
		Theft From Building	5	0	0
		Theft From Coin Machine	0	0	0
		Theft From Motor Vehicle	2	0	0
		Theft of Motor Vehicle Parts	1	0	0
		All Other Larceny	1	0	0
		Crimes Against Society			
		Drug/Narcotic Violations	3	2	2
		Drug Equipment Violations	4	3	2
		Betting/Wagering	0	0	0
		Operating/Promoting Gambling	0	0	0
		Gambling Equipment Violations	0	0	0
		Sports Tampering	0	0	0
		Pornography/Obscene Material	0	0	0
		Prostitution	0	0	0
		Prostitution Assisting/Promoting	0	0	0
		Purchasing Prostitution	0	0	0
		Weapon Law Violations	2	0	0
		Total Group A Offenses	37	10	7
		Total Group B	2	0	0

Domestic Incident Victims		
Offense	Reported	Cleared
Murder	0	0
Aggravated Assault	0	0
Simple Assault	0	0
Intimidation	0	0
Stalking	0	0
Rape	0	0
Sodomy	1	1
Sexual Assault W/Object	0	0
Fondling	0	0
Incest	0	0
Statutory Rape	0	0
Kidnapping/Abduction	0	0
Total	1	1

Group B Arrests		
Offense	Adult	Juvenile
Bad Checks	0	0
Curfew/Loitering/Vagrancy	0	0
Disorderly Conduct	0	0
DUI	1	0
Family-Non Violent	0	0
Liquor Law Violations	0	0
Peeping Tom	0	0
Trespass	0	0
All Other Offenses	1	0
Total Group B	2	0

Golden Valley County Sheriff's Office – 2015

2015 Population Estimate		1,862		Offenses		Arrests	
Offense Overview		Group A Offenses		Reported	Cleared	Adult	Juvenile
Offense Total	11	Crimes Against Persons					
Number Cleared	0	Murder	0	0	0	0	0
Percent Cleared	0.00 %	Negligent Manslaughter	0	0	0	0	0
Group A Crimes per 100,000 population	590.8	Kidnapping/Abduction	0	0	0	0	0
		Rape	0	0	0	0	0
		Sodomy	0	0	0	0	0
		Sexual Assault W/Object	0	0	0	0	0
		Fondling	1	0	0	0	0
		Incest	0	0	0	0	0
		Statutory Rape	0	0	0	0	0
		Aggravated Assault	0	0	0	0	0
		Simple Assault	1	0	0	0	0
		Intimidation	0	0	0	0	0
		Stalking	0	0	0	0	0
		Commercial Sex Acts	0	0	0	0	0
		Involuntary Servitude	0	0	0	0	0
		Crimes Against Property					
		Arson	0	0	0	0	0
		Bribery	0	0	0	0	0
		Burglary	0	0	0	0	0
		Counterfeiting/Forgery	1	0	0	0	0
		Destruction/Damage/Vandalism	0	0	0	0	0
		Embezzlement	0	0	0	0	0
		Extortion/Blackmail	0	0	0	0	0
		False Pretenses	2	0	0	0	0
		Credit Card/ATM Fraud	0	0	0	0	0
		Impersonation	0	0	0	0	0
		Welfare Fraud	0	0	0	0	0
		Wire Fraud	0	0	0	0	0
		Motor Vehicle Theft	0	0	0	0	0
		Robbery	0	0	0	0	0
		Stolen Property Offenses	0	0	0	0	0
		Pocket-picking	0	0	0	0	0
		Purse-snatching	0	0	0	0	0
		Shoplifting	0	0	0	0	0
		Theft From Building	1	0	0	0	0
		Theft From Coin Machine	1	0	0	0	0
		Theft From Motor Vehicle	0	0	0	0	0
		Theft of Motor Vehicle Parts	1	0	0	0	0
		All Other Larceny	2	0	0	0	0
		Crimes Against Society					
		Drug/Narcotic Violations	1	0	0	0	0
		Drug Equipment Violations	0	0	0	0	0
		Betting/Wagering	0	0	0	0	0
		Operating/Promoting Gambling	0	0	0	0	0
		Gambling Equipment Violations	0	0	0	0	0
		Sports Tampering	0	0	0	0	0
		Pornography/Obscene Material	0	0	0	0	0
		Prostitution	0	0	0	0	0
		Prostitution Assisting/Promoting	0	0	0	0	0
		Purchasing Prostitution	0	0	0	0	0
		Weapon Law Violations	0	0	0	0	0
		Total Group A Offenses	11	0	0	0	0
		Arrest Overview					
Total Arrests	4						
Adult Arrests	4						
Juvenile Arrests	0						
Unknown Age	0						
Arrests per 100,000 population	214.8						
Average number offenses/incident	1.00						
Domestic Incident Victims							
Offense	Reported	Cleared					
Murder	0	0					
Aggravated Assault	0	0					
Simple Assault	1	0					
Intimidation	0	0					
Stalking	0	0					
Rape	0	0					
Sodomy	0	0					
Sexual Assault W/Object	0	0					
Fondling	0	0					
Incest	0	0					
Statutory Rape	0	0					
Kidnapping/Abduction	0	0					
Total	1	0					
Group B Arrests							
Offense	Adult	Juvenile					
Bad Checks	0	0					
Curfew/Loitering/Vagrancy	0	0					
Disorderly Conduct	1	0					
DUI	3	0					
Family-Non Violent	0	0					
Liquor Law Violations	0	0					
Peeping Tom	0	0					
Trespass	0	0					
All Other Offenses	0	0					
Total Group B	4	0					

Grand Forks County Sheriff's Office – 2015

2015 Population Estimate		11,652		Offenses		Arrests	
Offense Overview		Group A Offenses		Reported	Cleared	Adult	Juvenile
Offense Total	454	Crimes Against Persons					
Number Cleared	190	Murder	0	0	0	0	
Percent Cleared	41.85 %	Negligent Manslaughter	0	0	0	0	
Group A Crimes per 100,000 population	3,896.3	Kidnapping/Abduction	2	0	0	0	
		Rape	3	0	1	0	
		Sodomy	0	0	0	0	
		Sexual Assault W/Object	0	0	0	0	
		Fondling	3	0	0	0	
		Incest	0	0	0	0	
		Statutory Rape	1	0	0	0	
		Aggravated Assault	10	7	8	0	
		Simple Assault	62	30	26	2	
		Intimidation	27	9	4	0	
		Stalking	0	0	0	0	
		Commercial Sex Acts	0	0	0	0	
		Involuntary Servitude	0	0	0	0	
		Crimes Against Property					
		Arson	1	0	0	0	
		Bribery	0	0	0	0	
		Burglary	31	3	5	0	
		Counterfeiting/Forgery	4	2	1	0	
		Destruction/Damage/Vandalism	54	13	12	2	
		Embezzlement	0	0	0	0	
		Extortion/Blackmail	1	0	0	0	
		False Pretenses	35	0	1	0	
		Credit Card/ATM Fraud	3	0	0	0	
		Impersonation	11	1	1	0	
		Welfare Fraud	0	0	0	0	
		Wire Fraud	0	0	0	0	
		Motor Vehicle Theft	11	1	2	0	
		Robbery	0	0	0	0	
		Stolen Property Offenses	2	1	0	0	
		Pocket-picking	0	0	0	0	
		Purse-snatching	0	0	0	0	
		Shoplifting	0	0	0	0	
		Theft From Building	3	1	1	0	
		Theft From Coin Machine	0	0	0	0	
		Theft From Motor Vehicle	7	0	0	0	
		Theft of Motor Vehicle Parts	1	0	0	0	
		All Other Larceny	59	5	5	0	
		Crimes Against Society					
		Drug/Narcotic Violations	57	54	59	2	
		Drug Equipment Violations	61	61	28	1	
		Betting/Wagering	0	0	0	0	
		Operating/Promoting Gambling	0	0	0	0	
		Gambling Equipment Violations	0	0	0	0	
		Sports Tampering	0	0	0	0	
		Pornography/Obscene Material	1	0	0	0	
		Prostitution	0	0	0	0	
		Prostitution Assisting/Promoting	0	0	0	0	
		Purchasing Prostitution	0	0	0	0	
		Weapon Law Violations	4	2	0	0	
		Total Group A Offenses	454	190	154	7	
Average number offenses/incident	1.21	Domestic Incident Victims					
		Offense	Reported	Cleared			
		Murder	0	0			
		Aggravated Assault	5	5			
		Simple Assault	27	14			
		Intimidation	2	2			
		Stalking	0	0			
		Rape	1	0			
		Sodomy	0	0			
		Sexual Assault W/Object	0	0			
		Fondling	0	0			
		Incest	0	0			
		Statutory Rape	0	0			
		Kidnapping/Abduction	1	0			
		Total	36	21			
		Group B Arrests					
		Offense	Adult	Juvenile			
		Bad Checks	0	0			
		Curfew/Loitering/Vagrancy	0	0			
		Disorderly Conduct	8	0			
		DUI	70	1			
		Family-Non Violent	3	4			
		Liquor Law Violations	65	8			
		Peeping Tom	0	0			
		Trespass	4	0			
		All Other Offenses	86	0			
		Total Group B	236	13			

Griggs County Sheriff's Office – 2015

2015 Population Estimate 2,295

Offense Overview	
Offense Total	24
Number Cleared	11
Percent Cleared	45.83 %
Group A Crimes per 100,000 population	1,045.8

Arrest Overview	
Total Arrests	20
Adult Arrests	18
Juvenile Arrests	2
Unknown Age	0
Arrests per 100,000 population	871.5
Average number offenses/incident	1.26

	Offenses		Arrests	
	Reported	Cleared	Adult	Juvenile
Group A Offenses				
Crimes Against Persons				
Murder	0	0	0	0
Negligent Manslaughter	0	0	0	0
Kidnapping/Abduction	0	0	0	0
Rape	0	0	0	0
Sodomy	0	0	0	0
Sexual Assault W/Object	0	0	0	0
Fondling	1	0	0	0
Incest	0	0	0	0
Statutory Rape	0	0	0	0
Aggravated Assault	2	2	2	0
Simple Assault	3	3	2	0
Intimidation	0	0	0	0
Stalking	0	0	0	0
Commercial Sex Acts	0	0	0	0
Involuntary Servitude	0	0	0	0
Crimes Against Property				
Arson	0	0	0	0
Bribery	0	0	0	0
Burglary	1	0	0	0
Counterfeiting/Forgery	0	0	0	0
Destruction/Damage/Vandalism	5	1	1	0
Embezzlement	0	0	0	0
Extortion/Blackmail	0	0	0	0
False Pretenses	0	0	0	0
Credit Card/ATM Fraud	0	0	0	0
Impersonation	0	0	0	0
Welfare Fraud	0	0	0	0
Wire Fraud	0	0	0	0
Motor Vehicle Theft	1	1	0	1
Robbery	1	0	0	0
Stolen Property Offenses	0	0	0	0
Pocket-picking	0	0	0	0
Purse-snatching	0	0	0	0
Shoplifting	0	0	0	0
Theft From Building	3	0	0	0
Theft From Coin Machine	0	0	0	0
Theft From Motor Vehicle	0	0	0	0
Theft of Motor Vehicle Parts	0	0	0	0
All Other Larceny	0	0	0	0
Crimes Against Society				
Drug/Narcotic Violations	3	2	2	0
Drug Equipment Violations	3	2	0	0
Betting/Wagering	0	0	0	0
Operating/Promoting Gambling	0	0	0	0
Gambling Equipment Violations	0	0	0	0
Sports Tampering	0	0	0	0
Pornography/Obscene Material	1	0	0	0
Prostitution	0	0	0	0
Prostitution Assisting/Promoting	0	0	0	0
Purchasing Prostitution	0	0	0	0
Weapon Law Violations	0	0	0	0
Total Group A Offenses	24	11	7	1

Domestic Incident Victims		
Offense	Reported	Cleared
Murder	0	0
Aggravated Assault	0	0
Simple Assault	1	1
Intimidation	0	0
Stalking	0	0
Rape	0	0
Sodomy	0	0
Sexual Assault W/Object	0	0
Fondling	0	0
Incest	0	0
Statutory Rape	0	0
Kidnapping/Abduction	0	0
Total	1	1

Group B Arrests		
Offense	Adult	Juvenile
Bad Checks	0	0
Curfew/Loitering/Vagrancy	0	0
Disorderly Conduct	0	0
DUI	9	0
Family-Non Violent	0	0
Liquor Law Violations	2	1
Peeping Tom	0	0
Trespass	0	0
All Other Offenses	0	0
Total Group B	11	1

Hettinger County Sheriff's Office – 2015

2015 Population Estimate	2,707	Offenses		Arrests		
Offense Overview		Group A Offenses	Reported	Cleared	Adult	Juvenile
Offense Total	124	Crimes Against Persons				
Number Cleared	31	Murder	0	0	0	0
Percent Cleared	25.00 %	Negligent Manslaughter	0	0	0	0
Group A Crimes per 100,000 population	4,580.7	Kidnapping/Abduction	0	0	0	0
		Rape	1	0	0	0
		Sodomy	0	0	0	0
		Sexual Assault W/Object	0	0	0	0
		Fondling	3	0	0	0
		Incest	0	0	0	0
		Statutory Rape	1	0	0	0
		Aggravated Assault	3	0	0	0
		Simple Assault	20	12	12	0
		Intimidation	6	2	2	0
		Stalking	8	0	0	0
		Commercial Sex Acts	0	0	0	0
		Involuntary Servitude	0	0	0	0
		Crimes Against Property				
		Arson	0	0	0	0
		Bribery	0	0	0	0
		Burglary	5	0	0	0
		Counterfeiting/Forgery	2	0	0	0
		Destruction/Damage/Vandalism	24	0	0	0
		Embezzlement	0	0	0	0
		Extortion/Blackmail	0	0	0	0
		False Pretenses	1	0	0	0
		Credit Card/ATM Fraud	1	0	0	0
		Impersonation	0	0	0	0
		Welfare Fraud	1	0	0	0
		Wire Fraud	2	0	0	0
		Motor Vehicle Theft	4	1	2	0
		Robbery	0	0	0	0
		Stolen Property Offenses	2	0	0	0
		Pocket-picking	0	0	0	0
		Purse-snatching	0	0	0	0
		Shoplifting	0	0	0	0
		Theft From Building	6	0	0	0
		Theft From Coin Machine	0	0	0	0
		Theft From Motor Vehicle	5	0	0	0
		Theft of Motor Vehicle Parts	1	0	0	0
		All Other Larceny	6	0	0	0
		Crimes Against Society				
		Drug/Narcotic Violations	11	9	6	2
		Drug Equipment Violations	10	7	0	0
		Betting/Wagering	0	0	0	0
		Operating/Promoting Gambling	0	0	0	0
		Gambling Equipment Violations	0	0	0	0
		Sports Tampering	0	0	0	0
		Pornography/Obscene Material	0	0	0	0
		Prostitution	0	0	0	0
		Prostitution Assisting/Promoting	0	0	0	0
		Purchasing Prostitution	0	0	0	0
		Weapon Law Violations	1	0	0	0
		Total Group A Offenses	124	31	22	2

Arrest Overview							
Total Arrests	53						
Adult Arrests	51						
Juvenile Arrests	2						
Unknown Age	0						
Arrests per 100,000 population	1,957.9						
Average number offenses/incident	1.19						

Domestic Incident Victims		
Offense	Reported	Cleared
Murder	0	0
Aggravated Assault	0	0
Simple Assault	2	0
Intimidation	2	0
Stalking	0	0
Rape	1	0
Sodomy	0	0
Sexual Assault W/Object	0	0
Fondling	2	0
Incest	0	0
Statutory Rape	0	0
Kidnapping/Abduction	0	0
Total	7	0

Group B Arrests		
Offense	Adult	Juvenile
Bad Checks	0	0
Curfew/Loitering/Vagrancy	0	0
Disorderly Conduct	3	0
DUI	9	0
Family-Non Violent	0	0
Liquor Law Violations	8	0
Peeping Tom	0	0
Trespass	0	0
All Other Offenses	9	0
Total Group B	29	0

Kidder County Sheriff's Office – 2015

2015 Population Estimate	1,708	Offenses		Arrests	
Offense Overview		Reported	Cleared	Adult	Juvenile
		Group A Offenses			
		Crimes Against Persons			
Offense Total	30				
Number Cleared	12				
Percent Cleared	40.00 %				
Group A Crimes per 100,000 population	1,756.4				
		Murder	0	0	0
		Negligent Manslaughter	0	0	0
		Kidnapping/Abduction	0	0	0
		Rape	0	0	0
		Sodomy	0	0	0
		Sexual Assault W/Object	0	0	0
		Fondling	0	0	0
		Incest	0	0	0
		Statutory Rape	0	0	0
		Aggravated Assault	1	1	1
		Simple Assault	7	3	2
		Intimidation	4	3	2
		Stalking	0	0	0
		Commercial Sex Acts	0	0	0
		Involuntary Servitude	0	0	0
		Crimes Against Property			
		Arson	0	0	0
		Bribery	0	0	0
		Burglary	2	0	0
		Counterfeiting/Forgery	0	0	0
		Destruction/Damage/Vandalism	5	0	0
		Embezzlement	0	0	0
		Extortion/Blackmail	0	0	0
		False Pretenses	0	0	0
		Credit Card/ATM Fraud	0	0	0
		Impersonation	0	0	0
		Welfare Fraud	0	0	0
		Wire Fraud	0	0	0
		Motor Vehicle Theft	2	2	0
		Robbery	0	0	0
		Stolen Property Offenses	0	0	0
		Pocket-picking	0	0	0
		Purse-snatching	0	0	0
		Shoplifting	0	0	0
		Theft From Building	1	0	0
		Theft From Coin Machine	0	0	0
		Theft From Motor Vehicle	0	0	0
		Theft of Motor Vehicle Parts	0	0	0
		All Other Larceny	4	1	0
		Crimes Against Society			
		Drug/Narcotic Violations	2	1	0
		Drug Equipment Violations	2	1	0
		Betting/Wagering	0	0	0
		Operating/Promoting Gambling	0	0	0
		Gambling Equipment Violations	0	0	0
		Sports Tampering	0	0	0
		Pornography/Obscene Material	0	0	0
		Prostitution	0	0	0
		Prostitution Assisting/Promoting	0	0	0
		Purchasing Prostitution	0	0	0
		Weapon Law Violations	0	0	0
		Total Group A Offenses	30	12	5
		Total Group B	15	0	0
Arrest Overview					
Total Arrests	21				
Adult Arrests	20				
Juvenile Arrests	1				
Unknown Age	0				
Arrests per 100,000 population	1,229.5				
Average number offenses/incident	1.67				
Domestic Incident Victims		Reported	Cleared		
Offense					
Murder		0	0		
Aggravated Assault		0	0		
Simple Assault		1	0		
Intimidation		0	0		
Stalking		0	0		
Rape		0	0		
Sodomy		0	0		
Sexual Assault W/Object		0	0		
Fondling		0	0		
Incest		0	0		
Statutory Rape		0	0		
Kidnapping/Abduction		0	0		
Total		1	0		
Group B Arrests		Adult	Juvenile		
Offense					
Bad Checks		0	0		
Curfew/Loitering/Vagrancy		0	0		
Disorderly Conduct		1	0		
DUI		11	0		
Family-Non Violent		0	0		
Liquor Law Violations		1	0		
Peeping Tom		0	0		
Trespass		1	0		
All Other Offenses		1	0		
Total Group B		15	0		

LaMoure County Sheriff's Office – 2015

2015 Population Estimate	2,859	Offenses		Arrests	
Offense Overview		Reported	Cleared	Adult	Juvenile
		Group A Offenses			
		Crimes Against Persons			
Offense Total	29				
Number Cleared	17				
Percent Cleared	58.62 %				
Group A Crimes per 100,000 population	1,014.3				
		Murder	0	0	0
		Negligent Manslaughter	0	0	0
		Kidnapping/Abduction	0	0	0
		Rape	0	0	0
		Sodomy	0	0	0
		Sexual Assault W/Object	0	0	0
		Fondling	0	0	0
		Incest	0	0	0
		Statutory Rape	0	0	0
		Aggravated Assault	1	1	0
		Simple Assault	2	1	0
		Intimidation	2	1	1
		Stalking	0	0	0
		Commercial Sex Acts	0	0	0
		Involuntary Servitude	0	0	0
		Crimes Against Property			
		Arson	0	0	0
		Bribery	0	0	0
		Burglary	3	3	1
		Counterfeiting/Forgery	1	0	0
		Destruction/Damage/Vandalism	6	4	2
		Embezzlement	0	0	0
		Extortion/Blackmail	0	0	0
		False Pretenses	0	0	0
		Credit Card/ATM Fraud	1	0	0
		Impersonation	0	0	0
		Welfare Fraud	0	0	0
		Wire Fraud	0	0	0
		Motor Vehicle Theft	0	0	0
		Robbery	0	0	0
		Stolen Property Offenses	1	0	0
		Pocket-picking	0	0	0
		Purse-snatching	0	0	0
		Shoplifting	0	0	0
		Theft From Building	2	0	0
		Theft From Coin Machine	0	0	0
		Theft From Motor Vehicle	0	0	0
		Theft of Motor Vehicle Parts	0	0	0
		All Other Larceny	1	0	0
		Crimes Against Society			
		Drug/Narcotic Violations	5	4	1
		Drug Equipment Violations	3	2	3
		Betting/Wagering	0	0	0
		Operating/Promoting Gambling	0	0	0
		Gambling Equipment Violations	0	0	0
		Sports Tampering	0	0	0
		Pornography/Obscene Material	0	0	0
		Prostitution	0	0	0
		Prostitution Assisting/Promoting	0	0	0
		Purchasing Prostitution	0	0	0
		Weapon Law Violations	1	1	0
		Total Group A Offenses	29	17	8
Arrest Overview					
Total Arrests	36				
Adult Arrests	29				
Juvenile Arrests	7				
Unknown Age	0				
Arrests per 100,000 population	1,259.2				
Average number offenses/incident	1.38				
Domestic Incident Victims					
Offense	Reported	Cleared			
Murder	0	0			
Aggravated Assault	0	0			
Simple Assault	0	0			
Intimidation	0	0			
Stalking	0	0			
Rape	0	0			
Sodomy	0	0			
Sexual Assault W/Object	0	0			
Fondling	0	0			
Incest	0	0			
Statutory Rape	0	0			
Kidnapping/Abduction	0	0			
Total	0	0			
Group B Arrests					
Offense	Adult	Juvenile			
Bad Checks	0	0			
Curfew/Loitering/Vagrancy	0	0			
Disorderly Conduct	1	0			
DUI	9	0			
Family-Non Violent	0	0			
Liquor Law Violations	8	4			
Peeping Tom	0	0			
Trespass	0	0			
All Other Offenses	3	0			
Total Group B	21	4			

McHenry County Sheriff's Office – 2015

2015 Population Estimate	6,140	Offenses		Arrests	
Offense Overview		Reported	Cleared	Adult	Juvenile
Offense Total	106	Group A Offenses			
Number Cleared	29	Crimes Against Persons			
Percent Cleared	27.36 %	Murder	0	0	0
Group A Crimes per 100,000 population	1,726.4	Negligent Manslaughter	0	0	0
		Kidnapping/Abduction	0	0	0
		Rape	0	0	0
		Sodomy	1	0	0
		Sexual Assault W/Object	0	0	0
		Fondling	0	0	0
		Incest	0	0	0
		Statutory Rape	1	0	0
		Aggravated Assault	0	0	0
		Simple Assault	9	7	7
		Intimidation	1	1	1
		Stalking	1	0	0
		Commercial Sex Acts	0	0	0
		Involuntary Servitude	0	0	0
		Crimes Against Property			
		Arson	0	0	0
		Bribery	0	0	0
		Burglary	16	1	0
		Counterfeiting/Forgery	1	0	0
		Destruction/Damage/Vandalism	16	1	0
		Embezzlement	0	0	0
		Extortion/Blackmail	0	0	0
		False Pretenses	0	0	0
		Credit Card/ATM Fraud	2	0	0
		Impersonation	0	0	0
		Welfare Fraud	0	0	0
		Wire Fraud	0	0	0
		Motor Vehicle Theft	10	1	1
		Robbery	0	0	0
		Stolen Property Offenses	0	0	0
		Pocket-picking	0	0	0
		Purse-snatching	0	0	0
		Shoplifting	1	0	0
		Theft From Building	8	0	0
		Theft From Coin Machine	0	0	0
		Theft From Motor Vehicle	7	0	0
		Theft of Motor Vehicle Parts	1	0	0
		All Other Larceny	8	0	0
		Crimes Against Society			
		Drug/Narcotic Violations	9	8	9
		Drug Equipment Violations	12	9	5
		Betting/Wagering	0	0	0
		Operating/Promoting Gambling	0	0	0
		Gambling Equipment Violations	0	0	0
		Sports Tampering	0	0	0
		Pornography/Obscene Material	0	0	0
		Prostitution	0	0	0
		Prostitution Assisting/Promoting	0	0	0
		Purchasing Prostitution	0	0	0
		Weapon Law Violations	2	1	1
		Total Group A Offenses	106	29	24
Arrest Overview		Total Group B	41	0	1
Total Arrests	66				
Adult Arrests	65				
Juvenile Arrests	1				
Unknown Age	0				
Arrests per 100,000 population	1,074.9				
Average number offenses/incident	1.25				

Domestic Incident Victims		
Offense	Reported	Cleared
Murder	0	0
Aggravated Assault	0	0
Simple Assault	6	5
Intimidation	1	1
Stalking	0	0
Rape	0	0
Sodomy	0	0
Sexual Assault W/Object	0	0
Fondling	0	0
Incest	0	0
Statutory Rape	0	0
Kidnapping/Abduction	0	0
Total	7	6

Group B Arrests		
Offense	Adult	Juvenile
Bad Checks	0	0
Curfew/Loitering/Vagrancy	0	0
Disorderly Conduct	7	0
DUI	24	0
Family-Non Violent	0	0
Liquor Law Violations	3	0
Peeping Tom	0	0
Trespass	1	0
All Other Offenses	6	0
Total Group B	41	0

McKenzie County Sheriff's Office – 2015

2015 Population Estimate 7,165

Offense Overview

Offense Total	674
Number Cleared	270
Percent Cleared	40.06 %
Group A Crimes per 100,000 population	9,406.8

Arrest Overview

Total Arrests	351
Adult Arrests	339
Juvenile Arrests	12
Unknown Age	0
Arrests per 100,000 population	4,898.8
Average number offenses/incident	1.29

Domestic Incident Victims		
Offense	Reported	Cleared
Murder	0	0
Aggravated Assault	1	0
Simple Assault	10	6
Intimidation	6	3
Stalking	0	0
Rape	1	0
Sodomy	0	0
Sexual Assault W/Object	0	0
Fondling	1	0
Incest	0	0
Statutory Rape	0	0
Kidnapping/Abduction	0	0
Total	19	9

Group B Arrests		
Offense	Adult	Juvenile
Bad Checks	0	0
Curfew/Loitering/Vagrancy	0	0
Disorderly Conduct	30	0
DUI	78	1
Family-Non Violent	0	1
Liquor Law Violations	16	1
Peeping Tom	0	0
Trespass	3	1
All Other Offenses	19	0
Total Group B	146	4

	Offenses		Arrests	
	Reported	Cleared	Adult	Juvenile
Group A Offenses				
Crimes Against Persons				
Murder	0	0	0	0
Negligent Manslaughter	0	0	0	0
Kidnapping/Abduction	1	0	0	0
Rape	3	1	1	0
Sodomy	0	0	0	0
Sexual Assault W/Object	0	0	0	0
Fondling	1	0	0	0
Incest	0	0	0	0
Statutory Rape	3	1	1	0
Aggravated Assault	9	6	4	0
Simple Assault	50	39	35	0
Intimidation	42	26	13	0
Stalking	4	0	0	0
Commercial Sex Acts	0	0	0	0
Involuntary Servitude	0	0	0	0
Crimes Against Property				
Arson	0	0	0	0
Bribery	0	0	0	0
Burglary	54	6	8	0
Counterfeiting/Forgery	6	0	0	0
Destruction/Damage/Vandalism	59	13	7	1
Embezzlement	3	1	0	0
Extortion/Blackmail	1	0	0	0
False Pretenses	0	0	0	0
Credit Card/ATM Fraud	26	0	0	0
Impersonation	0	0	0	0
Welfare Fraud	0	0	0	0
Wire Fraud	3	0	0	0
Motor Vehicle Theft	55	4	3	0
Robbery	0	0	0	0
Stolen Property Offenses	9	6	4	0
Pocket-picking	0	0	0	0
Purse-snatching	0	0	0	0
Shoplifting	1	0	0	0
Theft From Building	13	1	0	0
Theft From Coin Machine	1	0	0	0
Theft From Motor Vehicle	11	0	0	0
Theft of Motor Vehicle Parts	4	1	0	0
All Other Larceny	146	9	8	0
Crimes Against Society				
Drug/Narcotic Violations	73	68	70	6
Drug Equipment Violations	78	71	28	0
Betting/Wagering	0	0	0	0
Operating/Promoting Gambling	0	0	0	0
Gambling Equipment Violations	0	0	0	0
Sports Tampering	0	0	0	0
Pornography/Obscene Material	0	0	0	0
Prostitution	0	0	0	0
Prostitution Assisting/Promoting	0	0	0	0
Purchasing Prostitution	0	0	0	0
Weapon Law Violations	18	17	11	1
Total Group A Offenses	674	270	193	8

McLean County Sheriff's Office – 2015

2015 Population Estimate	9,719	Offenses		Arrests	
Offense Overview		Reported	Cleared	Adult	Juvenile
Offense Total	520	Group A Offenses			
Number Cleared	243	Crimes Against Persons			
Percent Cleared	46.73 %	Murder	0	0	0
Group A Crimes per 100,000 population	5,350.3	Negligent Manslaughter	0	0	0
		Kidnapping/Abduction	0	0	0
		Rape	1	0	0
		Sodomy	0	0	0
		Sexual Assault W/Object	5	1	1
		Fondling	0	0	0
		Incest	0	0	0
		Statutory Rape	0	0	0
		Aggravated Assault	10	7	6
		Simple Assault	45	18	14
		Intimidation	24	6	4
		Stalking	6	1	0
		Commercial Sex Acts	0	0	0
		Involuntary Servitude	0	0	0
		Crimes Against Property			
		Arson	1	1	1
		Bribery	0	0	0
		Burglary	34	0	0
		Counterfeiting/Forgery	13	6	4
		Destruction/Damage/Vandalism	51	6	5
		Embezzlement	1	0	0
		Extortion/Blackmail	0	0	0
		False Pretenses	3	1	1
		Credit Card/ATM Fraud	2	0	0
		Impersonation	2	0	0
		Welfare Fraud	0	0	0
		Wire Fraud	7	1	0
		Motor Vehicle Theft	11	4	2
		Robbery	1	0	0
		Stolen Property Offenses	9	5	2
		Pocket-picking	0	0	0
		Purse-snatching	0	0	0
		Shoplifting	0	0	0
		Theft From Building	18	2	1
		Theft From Coin Machine	0	0	0
		Theft From Motor Vehicle	17	1	0
		Theft of Motor Vehicle Parts	0	0	0
		All Other Larceny	62	5	5
		Crimes Against Society			
		Drug/Narcotic Violations	86	78	72
		Drug Equipment Violations	103	93	44
		Betting/Wagering	0	0	0
		Operating/Promoting Gambling	0	0	0
		Gambling Equipment Violations	0	0	0
		Sports Tampering	0	0	0
		Pornography/Obscene Material	1	0	0
		Prostitution	0	0	0
		Prostitution Assisting/Promoting	0	0	0
		Purchasing Prostitution	0	0	0
		Weapon Law Violations	7	7	6
		Total Group A Offenses	520	243	168
Arrest Overview		Group B Arrests			
Total Arrests	385	Offense	Adult	Juvenile	
Adult Arrests	352	Bad Checks	0	0	
Juvenile Arrests	33	Curfew/Loitering/Vagrancy	0	0	
Unknown Age	0	Disorderly Conduct	8	4	
Arrests per 100,000 population	3,961.3	DUI	90	0	
Average number offenses/incident	1.27	Family-Non Violent	2	5	
		Liquor Law Violations	47	10	
		Peeping Tom	0	0	
		Trespass	2	0	
		All Other Offenses	35	0	
		Total Group B	184	19	

Mercer County Sheriff's Office – 2015

2015 Population Estimate	2,943	Offenses		Arrests		
Offense Overview		Group A Offenses	Reported	Cleared	Adult	Juvenile
Offense Total	175	Crimes Against Persons				
Number Cleared	112	Murder	0	0	0	0
Percent Cleared	64.00 %	Negligent Manslaughter	0	0	0	0
Group A Crimes per 100,000 population	5,946.3	Kidnapping/Abduction	1	1	1	0
		Rape	2	1	1	0
		Sodomy	0	0	0	0
		Sexual Assault W/Object	0	0	0	0
		Fondling	0	0	0	0
		Incest	0	0	0	0
		Statutory Rape	1	1	1	0
		Aggravated Assault	2	2	1	0
		Simple Assault	9	3	3	0
		Intimidation	7	0	0	0
		Stalking	1	0	0	0
		Commercial Sex Acts	0	0	0	0
		Involuntary Servitude	0	0	0	0
		Crimes Against Property				
		Arson	0	0	0	0
		Bribery	0	0	0	0
		Burglary	2	1	0	2
		Counterfeiting/Forgery	1	1	0	1
		Destruction/Damage/Vandalism	14	2	0	1
		Embezzlement	0	0	0	0
		Extortion/Blackmail	0	0	0	0
		False Pretenses	1	0	0	0
		Credit Card/ATM Fraud	1	0	0	0
		Impersonation	0	0	0	0
		Welfare Fraud	0	0	0	0
		Wire Fraud	2	0	0	0
		Motor Vehicle Theft	2	0	0	0
		Robbery	0	0	0	0
		Stolen Property Offenses	3	1	2	0
		Pocket-picking	0	0	0	0
		Purse-snatching	0	0	0	0
		Shoplifting	0	0	0	0
		Theft From Building	8	1	2	0
		Theft From Coin Machine	0	0	0	0
		Theft From Motor Vehicle	2	0	0	0
		Theft of Motor Vehicle Parts	1	0	0	0
		All Other Larceny	16	4	2	0
		Crimes Against Society				
		Drug/Narcotic Violations	44	44	38	4
		Drug Equipment Violations	44	41	9	2
		Betting/Wagering	0	0	0	0
		Operating/Promoting Gambling	0	0	0	0
		Gambling Equipment Violations	0	0	0	0
		Sports Tampering	0	0	0	0
		Pornography/Obscene Material	1	0	0	0
		Prostitution	0	0	0	0
		Prostitution Assisting/Promoting	0	0	0	0
		Purchasing Prostitution	0	0	0	0
		Weapon Law Violations	10	9	3	1
		Total Group A Offenses	175	112	63	11

Domestic Incident Victims		
Offense	Reported	Cleared
Murder	0	0
Aggravated Assault	0	0
Simple Assault	0	0
Intimidation	0	0
Stalking	0	0
Rape	0	0
Sodomy	0	0
Sexual Assault W/Object	0	0
Fondling	0	0
Incest	0	0
Statutory Rape	0	0
Kidnapping/Abduction	0	0
Total	0	0

Group B Arrests		
Offense	Adult	Juvenile
Bad Checks	36	0
Curfew/Loitering/Vagrancy	0	0
Disorderly Conduct	1	1
DUI	11	0
Family-Non Violent	0	4
Liquor Law Violations	56	4
Peeping Tom	0	0
Trespass	3	0
All Other Offenses	4	1
Total Group B	111	10

Morton County Sheriff's Office – 2015

2015 Population Estimate	8,933	Offenses		Arrests	
Offense Overview		Reported	Cleared	Adult	Juvenile
Offense Total	417	Group A Offenses			
Number Cleared	149	Crimes Against Persons			
Percent Cleared	35.73 %	Murder	0	0	0
Group A Crimes per 100,000 population	4,668.1	Negligent Manslaughter	0	0	0
		Kidnapping/Abduction	0	0	0
		Rape	4	0	0
		Sodomy	0	0	0
		Sexual Assault W/Object	0	0	0
		Fondling	7	0	1
		Incest	0	0	0
		Statutory Rape	0	0	0
		Aggravated Assault	13	8	8
		Simple Assault	25	8	5
		Intimidation	33	6	2
		Stalking	5	0	0
		Commercial Sex Acts	0	0	0
		Involuntary Servitude	0	0	0
		Crimes Against Property			
		Arson	0	0	0
		Bribery	0	0	0
		Burglary	11	4	0
		Counterfeiting/Forgery	7	1	0
		Destruction/Damage/Vandalism	57	3	0
		Embezzlement	0	0	0
		Extortion/Blackmail	0	0	0
		False Pretenses	0	0	0
		Credit Card/ATM Fraud	4	0	0
		Impersonation	5	0	0
		Welfare Fraud	0	0	0
		Wire Fraud	3	0	0
		Motor Vehicle Theft	24	10	5
		Robbery	1	1	0
		Stolen Property Offenses	7	5	4
		Pocket-picking	0	0	0
		Purse-snatching	0	0	0
		Shoplifting	0	0	0
		Theft From Building	15	1	1
		Theft From Coin Machine	0	0	0
		Theft From Motor Vehicle	8	0	0
		Theft of Motor Vehicle Parts	0	0	0
		All Other Larceny	82	3	2
		Crimes Against Society			
		Drug/Narcotic Violations	46	43	33
		Drug Equipment Violations	49	46	25
		Betting/Wagering	0	0	0
		Operating/Promoting Gambling	0	0	0
		Gambling Equipment Violations	0	0	0
		Sports Tampering	0	0	0
		Pornography/Obscene Material	1	0	0
		Prostitution	0	0	0
		Prostitution Assisting/Promoting	0	0	0
		Purchasing Prostitution	0	0	0
		Weapon Law Violations	10	10	4
		Total Group A Offenses	417	149	89
		Total Group B	274	17	10

Domestic Incident Victims		
Offense	Reported	Cleared
Murder	0	0
Aggravated Assault	4	4
Simple Assault	5	4
Intimidation	6	0
Stalking	0	0
Rape	1	0
Sodomy	0	0
Sexual Assault W/Object	0	0
Fondling	3	0
Incest	0	0
Statutory Rape	0	0
Kidnapping/Abduction	0	0
Total	19	8

Group B Arrests		
Offense	Adult	Juvenile
Bad Checks	0	0
Curfew/Loitering/Vagrancy	0	0
Disorderly Conduct	3	1
DUI	84	0
Family-Non Violent	1	4
Liquor Law Violations	152	7
Peeping Tom	0	0
Trespass	0	0
All Other Offenses	34	5
Total Group B	274	17

Mountrail County Sheriff's Office – 2015

2015 Population Estimate 5,083

Offense Overview

Offense Total 306
 Number Cleared 107
 Percent Cleared 34.97 %
 Group A Crimes per 100,000
 population 6,020.1

Arrest Overview

Total Arrests 206
 Adult Arrests 203
 Juvenile Arrests 3
 Unknown Age 0
 Arrests per 100,000 population 4,052.7
 Average number offenses/incident 1.21

Domestic Incident Victims		
Offense	Reported	Cleared
Murder	1	1
Aggravated Assault	1	1
Simple Assault	5	2
Intimidation	0	0
Stalking	0	0
Rape	0	0
Sodomy	0	0
Sexual Assault W/Object	0	0
Fondling	0	0
Incest	0	0
Statutory Rape	0	0
Kidnapping/Abduction	0	0
Total	7	4

Group B Arrests		
Offense	Adult	Juvenile
Bad Checks	0	0
Curfew/Loitering/Vagrancy	0	0
Disorderly Conduct	8	0
DUI	92	0
Family-Non Violent	0	0
Liquor Law Violations	5	1
Peeping Tom	0	0
Trespass	9	0
All Other Offenses	9	1
Total Group B	123	2

	Offenses		Arrests	
	Reported	Cleared	Adult	Juvenile
Group A Offenses				
Crimes Against Persons				
Murder	1	1	1	0
Negligent Manslaughter	0	0	0	0
Kidnapping/Abduction	0	0	0	0
Rape	1	0	0	0
Sodomy	0	0	0	0
Sexual Assault W/Object	0	0	0	0
Fondling	1	0	0	0
Incest	0	0	0	0
Statutory Rape	1	0	0	0
Aggravated Assault	7	4	4	0
Simple Assault	25	16	15	1
Intimidation	17	10	5	0
Stalking	0	0	0	0
Commercial Sex Acts	0	0	0	0
Involuntary Servitude	0	0	0	0
Crimes Against Property				
Arson	1	1	1	0
Bribery	0	0	0	0
Burglary	12	0	0	0
Counterfeiting/Forgery	0	0	0	0
Destruction/Damage/Vandalism	49	7	5	0
Embezzlement	0	0	0	0
Extortion/Blackmail	0	0	0	0
False Pretenses	11	2	1	0
Credit Card/ATM Fraud	4	1	1	0
Impersonation	6	0	0	0
Welfare Fraud	0	0	0	0
Wire Fraud	0	0	0	0
Motor Vehicle Theft	21	3	0	0
Robbery	0	0	0	0
Stolen Property Offenses	4	3	3	0
Pocket-picking	0	0	0	0
Purse-snatching	0	0	0	0
Shoplifting	0	0	0	0
Theft From Building	2	0	0	0
Theft From Coin Machine	0	0	0	0
Theft From Motor Vehicle	3	1	1	0
Theft of Motor Vehicle Parts	2	0	0	0
All Other Larceny	73	4	4	0
Crimes Against Society				
Drug/Narcotic Violations	17	15	15	0
Drug Equipment Violations	25	21	9	0
Betting/Wagering	0	0	0	0
Operating/Promoting Gambling	0	0	0	0
Gambling Equipment Violations	0	0	0	0
Sports Tampering	0	0	0	0
Pornography/Obscene Material	2	2	2	0
Prostitution	0	0	0	0
Prostitution Assisting/Promoting	0	0	0	0
Purchasing Prostitution	0	0	0	0
Weapon Law Violations	21	16	13	0
Total Group A Offenses	306	107	80	1

Nelson County Sheriff's Office – 2015

2015 Population Estimate	3,023	Offenses		Arrests	
Offense Overview		Reported	Cleared	Adult	Juvenile
Offense Total	99	Group A Offenses			
Number Cleared	24	Crimes Against Persons			
Percent Cleared	24.24 %	Murder	0	0	0
Group A Crimes per 100,000 population	3,274.9	Negligent Manslaughter	0	0	0
		Kidnapping/Abduction	0	0	0
		Rape	0	0	0
		Sodomy	0	0	0
		Sexual Assault W/Object	0	0	0
		Fondling	0	0	0
		Incest	0	0	0
		Statutory Rape	0	0	0
		Aggravated Assault	3	0	0
		Simple Assault	11	2	1
		Intimidation	11	4	0
		Stalking	4	0	0
		Commercial Sex Acts	0	0	0
		Involuntary Servitude	0	0	0
		Crimes Against Property			
		Arson	0	0	0
		Bribery	0	0	0
		Burglary	10	0	0
		Counterfeiting/Forgery	0	0	0
		Destruction/Damage/Vandalism	10	1	2
		Embezzlement	0	0	0
		Extortion/Blackmail	0	0	0
		False Pretenses	1	0	0
		Credit Card/ATM Fraud	2	0	0
		Impersonation	2	0	0
		Welfare Fraud	0	0	0
		Wire Fraud	0	0	0
		Motor Vehicle Theft	4	0	0
		Robbery	0	0	0
		Stolen Property Offenses	1	0	0
		Pocket-picking	0	0	0
		Purse-snatching	0	0	0
		Shoplifting	0	0	0
		Theft From Building	7	1	1
		Theft From Coin Machine	0	0	0
		Theft From Motor Vehicle	2	0	0
		Theft of Motor Vehicle Parts	0	0	0
		All Other Larceny	12	1	2
		Crimes Against Society			
		Drug/Narcotic Violations	9	7	8
		Drug Equipment Violations	10	8	1
		Betting/Wagering	0	0	0
		Operating/Promoting Gambling	0	0	0
		Gambling Equipment Violations	0	0	0
		Sports Tampering	0	0	0
		Pornography/Obscene Material	0	0	0
		Prostitution	0	0	0
		Prostitution Assisting/Promoting	0	0	0
		Purchasing Prostitution	0	0	0
		Weapon Law Violations	0	0	0
		Total Group A Offenses	99	24	15
Arrest Overview		Total Group B	21	4	3
Total Arrests	43				
Adult Arrests	36				
Juvenile Arrests	7				
Unknown Age	0				
Arrests per 100,000 population	1,422.4				
Average number offenses/incident	1.25				

Domestic Incident Victims		
Offense	Reported	Cleared
Murder	0	0
Aggravated Assault	0	0
Simple Assault	9	2
Intimidation	6	4
Stalking	0	0
Rape	0	0
Sodomy	0	0
Sexual Assault W/Object	0	0
Fondling	0	0
Incest	0	0
Statutory Rape	0	0
Kidnapping/Abduction	0	0
Total	15	6

Group B Arrests		
Offense	Adult	Juvenile
Bad Checks	0	0
Curfew/Loitering/Vagrancy	0	0
Disorderly Conduct	0	1
DUI	4	0
Family-Non Violent	0	0
Liquor Law Violations	17	2
Peeping Tom	0	0
Trespass	0	0
All Other Offenses	0	1
Total Group B	21	4

Oliver County Sheriff's Office – 2015

2015 Population Estimate	1,852	Offenses		Arrests		
Offense Overview		Group A Offenses	Reported	Cleared	Adult	Juvenile
Offense Total	29	Crimes Against Persons				
Number Cleared	18	Murder	0	0	0	0
Percent Cleared	62.07 %	Negligent Manslaughter	0	0	0	0
Group A Crimes per 100,000 population	1,565.9	Kidnapping/Abduction	0	0	0	0
		Rape	0	0	0	0
		Sodomy	0	0	0	0
		Sexual Assault W/Object	1	0	0	0
		Fondling	0	0	0	0
		Incest	0	0	0	0
		Statutory Rape	0	0	0	0
		Aggravated Assault	5	4	3	0
		Simple Assault	3	2	2	0
		Intimidation	1	1	1	0
		Stalking	0	0	0	0
		Commercial Sex Acts	0	0	0	0
		Involuntary Servitude	0	0	0	0
		Crimes Against Property				
		Arson	0	0	0	0
		Bribery	0	0	0	0
		Burglary	3	2	2	0
		Counterfeiting/Forgery	0	0	0	0
		Destruction/Damage/Vandalism	1	0	0	0
		Embezzlement	0	0	0	0
		Extortion/Blackmail	0	0	0	0
		False Pretenses	0	0	0	0
		Credit Card/ATM Fraud	0	0	0	0
		Impersonation	0	0	0	0
		Welfare Fraud	0	0	0	0
		Wire Fraud	0	0	0	0
		Motor Vehicle Theft	2	1	1	0
		Robbery	0	0	0	0
		Stolen Property Offenses	0	0	0	0
		Pocket-picking	0	0	0	0
		Purse-snatching	0	0	0	0
		Shoplifting	0	0	0	0
		Theft From Building	0	0	0	0
		Theft From Coin Machine	0	0	0	0
		Theft From Motor Vehicle	0	0	0	0
		Theft of Motor Vehicle Parts	0	0	0	0
		All Other Larceny	3	0	0	0
		Crimes Against Society				
		Drug/Narcotic Violations	5	4	2	0
		Drug Equipment Violations	5	4	3	0
		Betting/Wagering	0	0	0	0
		Operating/Promoting Gambling	0	0	0	0
		Gambling Equipment Violations	0	0	0	0
		Sports Tampering	0	0	0	0
		Pornography/Obscene Material	0	0	0	0
		Prostitution	0	0	0	0
		Prostitution Assisting/Promoting	0	0	0	0
		Purchasing Prostitution	0	0	0	0
		Weapon Law Violations	0	0	0	0
		Total Group A Offenses	29	18	14	0

Arrest Overview							
Total Arrests	21						
Adult Arrests	20						
Juvenile Arrests	1						
Unknown Age	0						
Arrests per 100,000 population	1,133.9						
Average number offenses/incident	1.26						

Domestic Incident Victims		
Offense	Reported	Cleared
Murder	0	0
Aggravated Assault	1	0
Simple Assault	0	0
Intimidation	0	0
Stalking	0	0
Rape	0	0
Sodomy	0	0
Sexual Assault W/Object	0	0
Fondling	0	0
Incest	0	0
Statutory Rape	0	0
Kidnapping/Abduction	0	0
Total	1	0

Group B Arrests		
Offense	Adult	Juvenile
Bad Checks	0	0
Curfew/Loitering/Vagrancy	0	0
Disorderly Conduct	1	0
DUI	1	0
Family-Non Violent	0	0
Liquor Law Violations	0	0
Peeping Tom	0	0
Trespass	2	0
All Other Offenses	2	1
Total Group B	6	1

Pierce County Sheriff's Office – 2015

2015 Population Estimate	1,491	Offenses		Arrests	
Offense Overview		Reported	Cleared	Adult	Juvenile
Group A Offenses					
Offense Total	80	Crimes Against Persons			
Number Cleared	22	Murder	0	0	0
Percent Cleared	27.50 %	Negligent Manslaughter	0	0	0
Group A Crimes per 100,000 population	5,365.5	Kidnapping/Abduction	0	0	0
		Rape	1	0	1
		Sodomy	1	0	0
		Sexual Assault W/Object	0	0	0
		Fondling	2	0	0
		Incest	0	0	0
		Statutory Rape	0	0	0
		Aggravated Assault	1	1	1
		Simple Assault	2	1	1
		Intimidation	0	0	0
		Stalking	2	0	0
		Commercial Sex Acts	0	0	0
		Involuntary Servitude	0	0	0
		Crimes Against Property			
		Arson	0	0	0
		Bribery	0	0	0
		Burglary	14	0	0
		Counterfeiting/Forgery	0	0	0
		Destruction/Damage/Vandalism	15	1	1
		Embezzlement	0	0	0
		Extortion/Blackmail	0	0	0
		False Pretenses	0	0	0
		Credit Card/ATM Fraud	0	0	0
		Impersonation	0	0	0
		Welfare Fraud	0	0	0
		Wire Fraud	0	0	0
		Motor Vehicle Theft	5	1	1
		Robbery	0	0	0
		Stolen Property Offenses	1	1	0
		Pocket-picking	0	0	0
		Purse-snatching	0	0	0
		Shoplifting	0	0	0
		Theft From Building	5	0	0
		Theft From Coin Machine	0	0	0
		Theft From Motor Vehicle	3	0	0
		Theft of Motor Vehicle Parts	0	0	0
		All Other Larceny	10	0	0
		Crimes Against Society			
		Drug/Narcotic Violations	9	9	9
		Drug Equipment Violations	9	8	3
		Betting/Wagering	0	0	0
		Operating/Promoting Gambling	0	0	0
		Gambling Equipment Violations	0	0	0
		Sports Tampering	0	0	0
		Pornography/Obscene Material	0	0	0
		Prostitution	0	0	0
		Prostitution Assisting/Promoting	0	0	0
		Purchasing Prostitution	0	0	0
		Weapon Law Violations	0	0	0
		Total Group A Offenses	80	22	16
		Total Group B	31	2	2

Domestic Incident Victims		
Offense	Reported	Cleared
Murder	0	0
Aggravated Assault	0	0
Simple Assault	0	0
Intimidation	0	0
Stalking	0	0
Rape	0	0
Sodomy	0	0
Sexual Assault W/Object	0	0
Fondling	1	0
Incest	0	0
Statutory Rape	0	0
Kidnapping/Abduction	0	0
Total	1	0

Group B Arrests		
Offense	Adult	Juvenile
Bad Checks	0	0
Curfew/Loitering/Vagrancy	0	0
Disorderly Conduct	0	0
DUI	19	0
Family-Non Violent	1	0
Liquor Law Violations	5	1
Peeping Tom	0	0
Trespass	0	0
All Other Offenses	6	1
Total Group B	31	2

Ransom County Sheriff's Office – 2015

2015 Population Estimate 3,306

Offense Overview

Offense Total	46
Number Cleared	14
Percent Cleared	30.43 %
Group A Crimes per 100,000 population	1,391.4

Arrest Overview

Total Arrests	33
Adult Arrests	28
Juvenile Arrests	5
Unknown Age	0
Arrests per 100,000 population	998.2
Average number offenses/incident	1.12

Domestic Incident Victims		
Offense	Reported	Cleared
Murder	0	0
Aggravated Assault	0	0
Simple Assault	5	4
Intimidation	1	1
Stalking	0	0
Rape	0	0
Sodomy	0	0
Sexual Assault W/Object	0	0
Fondling	1	0
Incest	0	0
Statutory Rape	1	0
Kidnapping/Abduction	0	0
Total	8	5

Group B Arrests		
Offense	Adult	Juvenile
Bad Checks	0	0
Curfew/Loitering/Vagrancy	0	0
Disorderly Conduct	1	3
DUI	3	0
Family-Non Violent	0	0
Liquor Law Violations	5	2
Peeping Tom	0	0
Trespass	1	0
All Other Offenses	3	0
Total Group B	13	5

	Offenses		Arrests	
	Reported	Cleared	Adult	Juvenile
Group A Offenses				
Crimes Against Persons				
Murder	0	0	0	0
Negligent Manslaughter	0	0	0	0
Kidnapping/Abduction	0	0	0	0
Rape	0	0	0	0
Sodomy	0	0	0	0
Sexual Assault W/Object	0	0	0	0
Fondling	2	0	0	0
Incest	0	0	0	0
Statutory Rape	2	1	1	0
Aggravated Assault	0	0	0	0
Simple Assault	9	5	5	0
Intimidation	2	1	1	0
Stalking	0	0	0	0
Commercial Sex Acts	0	0	0	0
Involuntary Servitude	0	0	0	0
Crimes Against Property				
Arson	0	0	0	0
Bribery	0	0	0	0
Burglary	3	0	0	0
Counterfeiting/Forgery	0	0	0	0
Destruction/Damage/Vandalism	9	0	0	0
Embezzlement	0	0	0	0
Extortion/Blackmail	0	0	0	0
False Pretenses	0	0	0	0
Credit Card/ATM Fraud	1	0	0	0
Impersonation	0	0	0	0
Welfare Fraud	0	0	0	0
Wire Fraud	0	0	0	0
Motor Vehicle Theft	1	0	0	0
Robbery	0	0	0	0
Stolen Property Offenses	1	1	1	0
Pocket-picking	0	0	0	0
Purse-snatching	0	0	0	0
Shoplifting	0	0	0	0
Theft From Building	6	0	0	0
Theft From Coin Machine	0	0	0	0
Theft From Motor Vehicle	1	0	0	0
Theft of Motor Vehicle Parts	0	0	0	0
All Other Larceny	3	0	1	0
Crimes Against Society				
Drug/Narcotic Violations	3	3	6	0
Drug Equipment Violations	3	3	0	0
Betting/Wagering	0	0	0	0
Operating/Promoting Gambling	0	0	0	0
Gambling Equipment Violations	0	0	0	0
Sports Tampering	0	0	0	0
Pornography/Obscene Material	0	0	0	0
Prostitution	0	0	0	0
Prostitution Assisting/Promoting	0	0	0	0
Purchasing Prostitution	0	0	0	0
Weapon Law Violations	0	0	0	0
Total Group A Offenses	46	14	15	0

Renville County Sheriff's Office – 2015

2015 Population Estimate	2,359	Offenses		Arrests	
Offense Overview		Reported	Cleared	Adult	Juvenile
		Group A Offenses			
		Crimes Against Persons			
Offense Total	37				
Number Cleared	13				
Percent Cleared	35.14 %				
Group A Crimes per 100,000 population	1,568.5				
		Murder	0	0	0
		Negligent Manslaughter	0	0	0
		Kidnapping/Abduction	0	0	0
		Rape	0	0	0
		Sodomy	0	0	0
		Sexual Assault W/Object	0	0	0
		Fondling	1	1	1
		Incest	0	0	0
		Statutory Rape	0	0	0
		Aggravated Assault	2	0	0
		Simple Assault	8	6	5
		Intimidation	1	1	0
		Stalking	0	0	0
		Commercial Sex Acts	0	0	0
		Involuntary Servitude	0	0	0
		Crimes Against Property			
		Arson	2	0	0
		Bribery	0	0	0
		Burglary	4	0	0
		Counterfeiting/Forgery	0	0	0
		Destruction/Damage/Vandalism	4	0	0
		Embezzlement	0	0	0
		Extortion/Blackmail	0	0	0
		False Pretenses	1	0	0
		Credit Card/ATM Fraud	1	0	0
		Impersonation	0	0	0
		Welfare Fraud	0	0	0
		Wire Fraud	0	0	0
		Motor Vehicle Theft	2	2	2
		Robbery	0	0	0
		Stolen Property Offenses	0	0	0
		Pocket-picking	0	0	0
		Purse-snatching	0	0	0
		Shoplifting	0	0	0
		Theft From Building	2	0	0
		Theft From Coin Machine	0	0	0
		Theft From Motor Vehicle	1	0	0
		Theft of Motor Vehicle Parts	0	0	0
		All Other Larceny	3	0	0
		Crimes Against Society			
		Drug/Narcotic Violations	3	2	3
		Drug Equipment Violations	2	1	2
		Betting/Wagering	0	0	0
		Operating/Promoting Gambling	0	0	0
		Gambling Equipment Violations	0	0	0
		Sports Tampering	0	0	0
		Pornography/Obscene Material	0	0	0
		Prostitution	0	0	0
		Prostitution Assisting/Promoting	0	0	0
		Purchasing Prostitution	0	0	0
		Weapon Law Violations	0	0	0
		Total Group A Offenses	37	13	13
		Total Group B			1

Domestic Incident Victims		
Offense	Reported	Cleared
Murder	0	0
Aggravated Assault	0	0
Simple Assault	7	6
Intimidation	0	0
Stalking	0	0
Rape	0	0
Sodomy	0	0
Sexual Assault W/Object	0	0
Fondling	0	0
Incest	0	0
Statutory Rape	0	0
Kidnapping/Abduction	0	0
Total	7	6

Group B Arrests		
Offense	Adult	Juvenile
Bad Checks	0	0
Curfew/Loitering/Vagrancy	0	0
Disorderly Conduct	1	1
DUI	6	0
Family-Non Violent	2	0
Liquor Law Violations	0	0
Peeping Tom	0	0
Trespass	1	0
All Other Offenses	3	0
Total Group B	13	1

Richland County Sheriff's Office – 2015

2015 Population Estimate	8,502	Offenses		Arrests	
Offense Overview		Reported	Cleared	Adult	Juvenile
		Group A Offenses			
		Crimes Against Persons			
Offense Total	248				
Number Cleared	88				
Percent Cleared	35.48 %				
Group A Crimes per 100,000 population	2,917.0				
		Murder	0	0	0
		Negligent Manslaughter	0	0	0
		Kidnapping/Abduction	0	0	0
		Rape	2	1	1
		Sodomy	1	0	0
		Sexual Assault W/Object	0	0	0
		Fondling	2	0	0
		Incest	0	0	0
		Statutory Rape	4	1	1
		Aggravated Assault	2	0	0
		Simple Assault	80	35	3
		Intimidation	7	6	0
		Stalking	0	0	0
		Commercial Sex Acts	0	0	0
		Involuntary Servitude	0	0	0
		Crimes Against Property			
		Arson	0	0	0
		Bribery	0	0	0
		Burglary	20	4	8
		Counterfeiting/Forgery	4	1	1
		Destruction/Damage/Vandalism	36	6	1
		Embezzlement	0	0	0
		Extortion/Blackmail	0	0	0
		False Pretenses	5	1	1
		Credit Card/ATM Fraud	2	1	0
		Impersonation	1	0	0
		Welfare Fraud	0	0	0
		Wire Fraud	0	0	0
		Motor Vehicle Theft	4	1	0
		Robbery	0	0	0
		Stolen Property Offenses	3	3	1
		Pocket-picking	0	0	0
		Purse-snatching	1	0	0
		Shoplifting	1	1	0
		Theft From Building	11	0	0
		Theft From Coin Machine	0	0	0
		Theft From Motor Vehicle	5	0	0
		Theft of Motor Vehicle Parts	3	0	0
		All Other Larceny	30	4	3
		Crimes Against Society			
		Drug/Narcotic Violations	11	10	12
		Drug Equipment Violations	11	11	4
		Betting/Wagering	0	0	0
		Operating/Promoting Gambling	0	0	0
		Gambling Equipment Violations	0	0	0
		Sports Tampering	0	0	0
		Pornography/Obscene Material	0	0	0
		Prostitution	0	0	0
		Prostitution Assisting/Promoting	0	0	0
		Purchasing Prostitution	0	0	0
		Weapon Law Violations	2	2	2
		Total Group A Offenses	248	88	38
		8			
Arrest Overview					
Total Arrests	248				
Adult Arrests	224				
Juvenile Arrests	24				
Unknown Age	0				
Arrests per 100,000 population	2,917.0				
Average number offenses/incident	1.19				
Domestic Incident Victims					
Offense	Reported	Cleared			
Murder	0	0			
Aggravated Assault	1	0			
Simple Assault	30	13			
Intimidation	1	0			
Stalking	0	0			
Rape	0	0			
Sodomy	0	0			
Sexual Assault W/Object	0	0			
Fondling	0	0			
Incest	0	0			
Statutory Rape	0	0			
Kidnapping/Abduction	0	0			
Total	32	13			
Group B Arrests					
Offense	Adult	Juvenile			
Bad Checks	17	0			
Curfew/Loitering/Vagrancy	0	0			
Disorderly Conduct	8	5			
DUI	21	0			
Family-Non Violent	9	3			
Liquor Law Violations	18	4			
Peeping Tom	0	0			
Trespass	4	0			
All Other Offenses	109	4			
Total Group B	186	16			

Slope County Sheriff's Office – 2015

2015 Population Estimate	774	Offenses		Arrests		
Offense Overview		Group A Offenses	Reported	Cleared	Adult	Juvenile
Offense Total	5	Crimes Against Persons				
Number Cleared	3	Murder	0	0	0	0
Percent Cleared	60.00 %	Negligent Manslaughter	0	0	0	0
Group A Crimes per 100,000 population	646.0	Kidnapping/Abduction	0	0	0	0
		Rape	0	0	0	0
		Sodomy	0	0	0	0
		Sexual Assault W/Object	0	0	0	0
		Fondling	0	0	0	0
		Incest	0	0	0	0
		Statutory Rape	0	0	0	0
		Aggravated Assault	0	0	0	0
		Simple Assault	1	0	0	0
		Intimidation	0	0	0	0
		Stalking	0	0	0	0
		Commercial Sex Acts	0	0	0	0
		Involuntary Servitude	0	0	0	0
		Crimes Against Property				
		Arson	0	0	0	0
		Bribery	0	0	0	0
		Burglary	1	0	0	0
		Counterfeiting/Forgery	0	0	0	0
		Destruction/Damage/Vandalism	0	0	0	0
		Embezzlement	0	0	0	0
		Extortion/Blackmail	0	0	0	0
		False Pretenses	0	0	0	0
		Credit Card/ATM Fraud	0	0	0	0
		Impersonation	0	0	0	0
		Welfare Fraud	0	0	0	0
		Wire Fraud	0	0	0	0
		Motor Vehicle Theft	0	0	0	0
		Robbery	0	0	0	0
		Stolen Property Offenses	0	0	0	0
		Pocket-picking	0	0	0	0
		Purse-snatching	0	0	0	0
		Shoplifting	0	0	0	0
		Theft From Building	0	0	0	0
		Theft From Coin Machine	0	0	0	0
		Theft From Motor Vehicle	0	0	0	0
		Theft of Motor Vehicle Parts	0	0	0	0
		All Other Larceny	0	0	0	0
		Crimes Against Society				
		Drug/Narcotic Violations	1	1	2	0
		Drug Equipment Violations	2	2	2	0
		Betting/Wagering	0	0	0	0
		Operating/Promoting Gambling	0	0	0	0
		Gambling Equipment Violations	0	0	0	0
		Sports Tampering	0	0	0	0
		Pornography/Obscene Material	0	0	0	0
		Prostitution	0	0	0	0
		Prostitution Assisting/Promoting	0	0	0	0
		Purchasing Prostitution	0	0	0	0
		Weapon Law Violations	0	0	0	0
		Total Group A Offenses	5	3	4	0

Domestic Incident Victims		
Offense	Reported	Cleared
Murder	0	0
Aggravated Assault	0	0
Simple Assault	0	0
Intimidation	0	0
Stalking	0	0
Rape	0	0
Sodomy	0	0
Sexual Assault W/Object	0	0
Fondling	0	0
Incest	0	0
Statutory Rape	0	0
Kidnapping/Abduction	0	0
Total	0	0

Group B Arrests		
Offense	Adult	Juvenile
Bad Checks	0	0
Curfew/Loitering/Vagrancy	0	0
Disorderly Conduct	0	0
DUI	4	0
Family-Non Violent	0	0
Liquor Law Violations	4	1
Peeping Tom	0	0
Trespass	0	0
All Other Offenses	0	0
Total Group B	8	1

Steele County Sheriff's Office – 2015

2015 Population Estimate 1,949

Offense Overview

Offense Total	9
Number Cleared	4
Percent Cleared	44.44 %
Group A Crimes per 100,000 population	461.8

Arrest Overview

Total Arrests	19
Adult Arrests	19
Juvenile Arrests	0
Unknown Age	0
Arrests per 100,000 population	974.9
Average number offenses/incident	1.00

	Offenses		Arrests	
	Reported	Cleared	Adult	Juvenile
Group A Offenses				
Crimes Against Persons				
Murder	0	0	0	0
Negligent Manslaughter	0	0	0	0
Kidnapping/Abduction	0	0	0	0
Rape	0	0	0	0
Sodomy	0	0	0	0
Sexual Assault W/Object	0	0	0	0
Fondling	0	0	0	0
Incest	0	0	0	0
Statutory Rape	0	0	0	0
Aggravated Assault	0	0	0	0
Simple Assault	0	0	0	0
Intimidation	0	0	0	0
Stalking	0	0	0	0
Commercial Sex Acts	0	0	0	0
Involuntary Servitude	0	0	0	0
Crimes Against Property				
Arson	0	0	0	0
Bribery	0	0	0	0
Burglary	0	0	0	0
Counterfeiting/Forgery	0	0	0	0
Destruction/Damage/Vandalism	1	0	0	0
Embezzlement	0	0	0	0
Extortion/Blackmail	0	0	0	0
False Pretenses	0	0	0	0
Credit Card/ATM Fraud	0	0	0	0
Impersonation	0	0	0	0
Welfare Fraud	0	0	0	0
Wire Fraud	0	0	0	0
Motor Vehicle Theft	0	0	0	0
Robbery	0	0	0	0
Stolen Property Offenses	1	0	0	0
Pocket-picking	0	0	0	0
Purse-snatching	0	0	0	0
Shoplifting	0	0	0	0
Theft From Building	0	0	0	0
Theft From Coin Machine	0	0	0	0
Theft From Motor Vehicle	0	0	0	0
Theft of Motor Vehicle Parts	0	0	0	0
All Other Larceny	0	0	0	0
Crimes Against Society				
Drug/Narcotic Violations	5	3	3	0
Drug Equipment Violations	0	0	0	0
Betting/Wagering	0	0	0	0
Operating/Promoting Gambling	0	0	0	0
Gambling Equipment Violations	0	0	0	0
Sports Tampering	0	0	0	0
Pornography/Obscene Material	0	0	0	0
Prostitution	0	0	0	0
Prostitution Assisting/Promoting	0	0	0	0
Purchasing Prostitution	0	0	0	0
Weapon Law Violations	2	1	0	0
Total Group A Offenses	9	4	3	0

Domestic Incident Victims		
Offense	Reported	Cleared
Murder	0	0
Aggravated Assault	0	0
Simple Assault	0	0
Intimidation	0	0
Stalking	0	0
Rape	0	0
Sodomy	0	0
Sexual Assault W/Object	0	0
Fondling	0	0
Incest	0	0
Statutory Rape	0	0
Kidnapping/Abduction	0	0
Total	0	0

Group B Arrests		
Offense	Adult	Juvenile
Bad Checks	0	0
Curfew/Loitering/Vagrancy	0	0
Disorderly Conduct	0	0
DUI	13	0
Family-Non Violent	0	0
Liquor Law Violations	3	0
Peeping Tom	0	0
Trespass	0	0
All Other Offenses	0	0
Total Group B	16	0

Stutsman County Sheriff's Office – 2015

2015 Population Estimate	5,661	Offenses		Arrests	
Offense Overview		Reported	Cleared	Adult	Juvenile
Offense Total	223	Group A Offenses			
Number Cleared	131	Crimes Against Persons			
Percent Cleared	58.74 %	Murder	0	0	0
Group A Crimes per 100,000 population	3,939.2	Negligent Manslaughter	0	0	0
		Kidnapping/Abduction	0	0	0
		Rape	1	1	2
		Sodomy	1	0	0
		Sexual Assault W/Object	0	0	0
		Fondling	1	0	0
		Incest	0	0	0
		Statutory Rape	1	0	0
		Aggravated Assault	1	1	1
		Simple Assault	34	19	14
		Intimidation	4	3	2
		Stalking	0	0	0
		Commercial Sex Acts	0	0	0
		Involuntary Servitude	0	0	0
		Crimes Against Property			
		Arson	1	0	0
		Bribery	0	0	0
		Burglary	49	32	7
		Counterfeiting/Forgery	2	2	1
		Destruction/Damage/Vandalism	17	5	3
		Embezzlement	0	0	0
		Extortion/Blackmail	0	0	0
		False Pretenses	3	2	0
		Credit Card/ATM Fraud	0	0	0
		Impersonation	4	0	0
		Welfare Fraud	0	0	0
		Wire Fraud	0	0	0
		Motor Vehicle Theft	5	2	1
		Robbery	1	1	2
		Stolen Property Offenses	2	2	1
		Pocket-picking	0	0	0
		Purse-snatching	0	0	0
		Shoplifting	0	0	0
		Theft From Building	6	1	0
		Theft From Coin Machine	0	0	0
		Theft From Motor Vehicle	4	0	0
		Theft of Motor Vehicle Parts	1	0	0
		All Other Larceny	28	4	4
		Crimes Against Society			
		Drug/Narcotic Violations	25	25	16
		Drug Equipment Violations	30	29	23
		Betting/Wagering	0	0	0
		Operating/Promoting Gambling	0	0	0
		Gambling Equipment Violations	0	0	0
		Sports Tampering	0	0	0
		Pornography/Obscene Material	0	0	0
		Prostitution	0	0	0
		Prostitution Assisting/Promoting	0	0	0
		Purchasing Prostitution	0	0	0
		Weapon Law Violations	2	2	2
		Total Group A Offenses	223	131	79
		Total Group B	40	11	11

Domestic Incident Victims		
Offense	Reported	Cleared
Murder	0	0
Aggravated Assault	0	0
Simple Assault	0	0
Intimidation	0	0
Stalking	0	0
Rape	0	0
Sodomy	0	0
Sexual Assault W/Object	0	0
Fondling	0	0
Incest	0	0
Statutory Rape	0	0
Kidnapping/Abduction	0	0
Total	0	0

Group B Arrests		
Offense	Adult	Juvenile
Bad Checks	0	0
Curfew/Loitering/Vagrancy	0	0
Disorderly Conduct	2	1
DUI	23	1
Family-Non Violent	0	0
Liquor Law Violations	7	3
Peeping Tom	0	0
Trespass	0	0
All Other Offenses	8	6
Total Group B	40	11

Towner County Sheriff's Office – 2015

2015 Population Estimate	1,176	Offenses		Arrests		
Offense Overview		Group A Offenses	Reported	Cleared	Adult	Juvenile
Offense Total	20	Crimes Against Persons				
Number Cleared	4	Murder	0	0	0	0
Percent Cleared	20.00 %	Negligent Manslaughter	0	0	0	0
Group A Crimes per 100,000 population	1,700.7	Kidnapping/Abduction	0	0	0	0
		Rape	0	0	0	0
		Sodomy	0	0	0	0
		Sexual Assault W/Object	0	0	0	0
		Fondling	0	0	0	0
		Incest	0	0	0	0
		Statutory Rape	0	0	0	0
		Aggravated Assault	1	0	0	0
		Simple Assault	2	0	0	0
		Intimidation	2	2	1	0
		Stalking	0	0	0	0
		Commercial Sex Acts	0	0	0	0
		Involuntary Servitude	0	0	0	0
		Crimes Against Property				
		Arson	0	0	0	0
		Bribery	0	0	0	0
		Burglary	5	0	0	0
		Counterfeiting/Forgery	0	0	0	0
		Destruction/Damage/Vandalism	5	0	0	0
		Embezzlement	0	0	0	0
		Extortion/Blackmail	0	0	0	0
		False Pretenses	0	0	0	0
		Credit Card/ATM Fraud	0	0	0	0
		Impersonation	0	0	0	0
		Welfare Fraud	0	0	0	0
		Wire Fraud	0	0	0	0
		Motor Vehicle Theft	3	0	0	0
		Robbery	0	0	0	0
		Stolen Property Offenses	0	0	0	0
		Pocket-picking	0	0	0	0
		Purse-snatching	0	0	0	0
		Shoplifting	0	0	0	0
		Theft From Building	0	0	0	0
		Theft From Coin Machine	0	0	0	0
		Theft From Motor Vehicle	0	0	0	0
		Theft of Motor Vehicle Parts	0	0	0	0
		All Other Larceny	0	0	0	0
		Crimes Against Society				
		Drug/Narcotic Violations	1	1	1	0
		Drug Equipment Violations	1	1	0	0
		Betting/Wagering	0	0	0	0
		Operating/Promoting Gambling	0	0	0	0
		Gambling Equipment Violations	0	0	0	0
		Sports Tampering	0	0	0	0
		Pornography/Obscene Material	0	0	0	0
		Prostitution	0	0	0	0
		Prostitution Assisting/Promoting	0	0	0	0
		Purchasing Prostitution	0	0	0	0
		Weapon Law Violations	0	0	0	0
		Total Group A Offenses	20	4	2	0
Arrest Overview		Crimes Against Society				
Total Arrests	5	Drug/Narcotic Violations	1	1	1	0
Adult Arrests	5	Drug Equipment Violations	1	1	0	0
Juvenile Arrests	0	Betting/Wagering	0	0	0	0
Unknown Age	0	Operating/Promoting Gambling	0	0	0	0
Arrests per 100,000 population	425.2	Gambling Equipment Violations	0	0	0	0
Average number offenses/incident	1.18	Sports Tampering	0	0	0	0
		Pornography/Obscene Material	0	0	0	0
		Prostitution	0	0	0	0
		Prostitution Assisting/Promoting	0	0	0	0
		Purchasing Prostitution	0	0	0	0
		Weapon Law Violations	0	0	0	0
		Total Group A Offenses	20	4	2	0

Domestic Incident Victims		
Offense	Reported	Cleared
Murder	0	0
Aggravated Assault	1	0
Simple Assault	0	0
Intimidation	0	0
Stalking	0	0
Rape	0	0
Sodomy	0	0
Sexual Assault W/Object	0	0
Fondling	0	0
Incest	0	0
Statutory Rape	0	0
Kidnapping/Abduction	0	0
Total	1	0

Group B Arrests		
Offense	Adult	Juvenile
Bad Checks	0	0
Curfew/Loitering/Vagrancy	0	0
Disorderly Conduct	0	0
DUI	2	0
Family-Non Violent	0	0
Liquor Law Violations	1	0
Peeping Tom	0	0
Trespass	0	0
All Other Offenses	0	0
Total Group B	3	0

Trail County Sheriff's Office – 2015

2015 Population Estimate 6,476

Offense Overview

Offense Total	118
Number Cleared	37
Percent Cleared	31.36 %
Group A Crimes per 100,000 population	1,822.1

Arrest Overview

Total Arrests	70
Adult Arrests	70
Juvenile Arrests	0
Unknown Age	0
Arrests per 100,000 population	1,080.9
Average number offenses/incident	1.22

	Offenses		Arrests	
	Reported	Cleared	Adult	Juvenile
Group A Offenses				
Crimes Against Persons				
Murder	0	0	0	0
Negligent Manslaughter	0	0	0	0
Kidnapping/Abduction	0	0	0	0
Rape	0	0	0	0
Sodomy	0	0	0	0
Sexual Assault W/Object	1	0	0	0
Fondling	2	0	0	0
Incest	0	0	0	0
Statutory Rape	0	0	0	0
Aggravated Assault	0	0	0	0
Simple Assault	12	7	8	0
Intimidation	7	4	1	0
Stalking	2	1	1	0
Commercial Sex Acts	0	0	0	0
Involuntary Servitude	0	0	0	0
Crimes Against Property				
Arson	1	0	0	0
Bribery	0	0	0	0
Burglary	10	3	1	0
Counterfeiting/Forgery	1	0	0	0
Destruction/Damage/Vandalism	16	3	0	0
Embezzlement	0	0	0	0
Extortion/Blackmail	0	0	0	0
False Pretenses	1	0	0	0
Credit Card/ATM Fraud	1	0	0	0
Impersonation	0	0	0	0
Welfare Fraud	0	0	0	0
Wire Fraud	0	0	0	0
Motor Vehicle Theft	3	0	0	0
Robbery	1	1	0	0
Stolen Property Offenses	2	2	2	0
Pocket-picking	0	0	0	0
Purse-snatching	0	0	0	0
Shoplifting	2	0	0	0
Theft From Building	21	1	0	0
Theft From Coin Machine	0	0	0	0
Theft From Motor Vehicle	3	0	0	0
Theft of Motor Vehicle Parts	0	0	0	0
All Other Larceny	16	1	1	0
Crimes Against Society				
Drug/Narcotic Violations	10	9	8	0
Drug Equipment Violations	5	5	1	0
Betting/Wagering	0	0	0	0
Operating/Promoting Gambling	0	0	0	0
Gambling Equipment Violations	0	0	0	0
Sports Tampering	0	0	0	0
Pornography/Obscene Material	0	0	0	0
Prostitution	0	0	0	0
Prostitution Assisting/Promoting	0	0	0	0
Purchasing Prostitution	0	0	0	0
Weapon Law Violations	1	0	0	0
Total Group A Offenses	118	37	23	0

Domestic Incident Victims		
Offense	Reported	Cleared
Murder	0	0
Aggravated Assault	0	0
Simple Assault	5	4
Intimidation	6	4
Stalking	0	0
Rape	0	0
Sodomy	0	0
Sexual Assault W/Object	0	0
Fondling	0	0
Incest	0	0
Statutory Rape	0	0
Kidnapping/Abduction	0	0
Total	11	8

Group B Arrests		
Offense	Adult	Juvenile
Bad Checks	0	0
Curfew/Loitering/Vagrancy	0	0
Disorderly Conduct	3	0
DUI	28	0
Family-Non Violent	0	0
Liquor Law Violations	12	0
Peeping Tom	0	0
Trespass	0	0
All Other Offenses	4	0
Total Group B	47	0

Ward County Sheriff's Office – 2015

2015 Population Estimate 17,492

Offense Overview

Offense Total 687
 Number Cleared 248
 Percent Cleared 36.10 %
 Group A Crimes per 100,000
 population 3,927.5

Arrest Overview

Total Arrests 384
 Adult Arrests 328
 Juvenile Arrests 56
 Unknown Age 0
 Arrests per 100,000 population 2,195.3
 Average number offenses/incident 1.23

Domestic Incident Victims		
Offense	Reported	Cleared
Murder	0	0
Aggravated Assault	6	3
Simple Assault	54	31
Intimidation	1	1
Stalking	0	0
Rape	0	0
Sodomy	2	0
Sexual Assault W/Object	0	0
Fondling	0	0
Incest	0	0
Statutory Rape	0	0
Kidnapping/Abduction	0	0
Total	63	35

Group B Arrests		
Offense	Adult	Juvenile
Bad Checks	0	0
Curfew/Loitering/Vagrancy	0	0
Disorderly Conduct	4	5
DUI	106	3
Family-Non Violent	0	0
Liquor Law Violations	37	17
Peeping Tom	0	0
Trespass	2	1
All Other Offenses	43	5
Total Group B	192	31

	Offenses		Arrests	
	Reported	Cleared	Adult	Juvenile
Group A Offenses				
Crimes Against Persons				
Murder	0	0	0	0
Negligent Manslaughter	1	1	0	0
Kidnapping/Abduction	0	0	0	0
Rape	1	0	0	0
Sodomy	2	0	0	0
Sexual Assault W/Object	1	0	0	0
Fondling	12	4	0	0
Incest	0	0	0	0
Statutory Rape	3	0	0	0
Aggravated Assault	15	7	6	1
Simple Assault	88	43	31	4
Intimidation	15	8	2	0
Stalking	0	0	0	0
Commercial Sex Acts	0	0	0	0
Involuntary Servitude	0	0	0	0
Crimes Against Property				
Arson	1	0	0	0
Bribery	0	0	0	0
Burglary	103	9	9	0
Counterfeiting/Forgery	7	0	0	0
Destruction/Damage/Vandalism	47	6	1	6
Embezzlement	1	0	0	0
Extortion/Blackmail	1	0	0	0
False Pretenses	16	1	1	0
Credit Card/ATM Fraud	7	0	0	0
Impersonation	10	0	2	0
Welfare Fraud	0	0	0	0
Wire Fraud	0	0	0	0
Motor Vehicle Theft	49	4	4	0
Robbery	1	0	0	0
Stolen Property Offenses	16	11	7	0
Pocket-picking	0	0	0	0
Purse-snatching	0	0	0	0
Shoplifting	4	1	0	0
Theft From Building	8	0	0	0
Theft From Coin Machine	0	0	0	0
Theft From Motor Vehicle	28	1	0	0
Theft of Motor Vehicle Parts	3	0	0	0
All Other Larceny	76	6	2	0
Crimes Against Society				
Drug/Narcotic Violations	79	69	42	8
Drug Equipment Violations	71	60	20	3
Betting/Wagering	0	0	0	0
Operating/Promoting Gambling	1	1	3	0
Gambling Equipment Violations	0	0	0	0
Sports Tampering	0	0	0	0
Pornography/Obscene Material	1	0	0	0
Prostitution	0	0	0	0
Prostitution Assisting/Promoting	0	0	0	0
Purchasing Prostitution	0	0	0	0
Weapon Law Violations	19	16	6	3
Total Group A Offenses	687	248	136	25

Wells County Sheriff's Office – 2015

2015 Population Estimate	1,932	Offenses		Arrests		
Offense Overview		Reported	Cleared	Adult	Juvenile	
		Group A Offenses				
		Crimes Against Persons				
Offense Total	28	Murder	1	1	0	0
Number Cleared	16	Negligent Manslaughter	0	0	0	0
Percent Cleared	57.14 %	Kidnapping/Abduction	0	0	0	0
Group A Crimes per 100,000 population	1,449.3	Rape	1	0	0	0
		Sodomy	0	0	0	0
		Sexual Assault W/Object	0	0	0	0
		Fondling	0	0	0	0
		Incest	0	0	0	0
		Statutory Rape	0	0	0	0
		Aggravated Assault	2	1	2	0
		Simple Assault	2	1	1	0
		Intimidation	0	0	0	0
		Stalking	0	0	0	0
		Commercial Sex Acts	0	0	0	0
		Involuntary Servitude	0	0	0	0
		Crimes Against Property				
		Arson	0	0	0	0
		Bribery	0	0	0	0
		Burglary	2	0	0	0
		Counterfeiting/Forgery	0	0	0	0
		Destruction/Damage/Vandalism	0	0	0	0
		Embezzlement	0	0	0	0
		Extortion/Blackmail	0	0	0	0
		False Pretenses	0	0	0	0
		Credit Card/ATM Fraud	0	0	0	0
		Impersonation	0	0	0	0
		Welfare Fraud	0	0	0	0
		Wire Fraud	0	0	0	0
		Motor Vehicle Theft	1	0	0	0
		Robbery	0	0	0	0
		Stolen Property Offenses	0	0	0	0
		Pocket-picking	0	0	0	0
		Purse-snatching	0	0	0	0
		Shoplifting	0	0	0	0
		Theft From Building	1	0	0	0
		Theft From Coin Machine	0	0	0	0
		Theft From Motor Vehicle	0	0	0	0
		Theft of Motor Vehicle Parts	0	0	0	0
		All Other Larceny	5	0	0	0
		Crimes Against Society				
		Drug/Narcotic Violations	6	6	5	0
		Drug Equipment Violations	5	5	2	0
		Betting/Wagering	0	0	0	0
		Operating/Promoting Gambling	0	0	0	0
		Gambling Equipment Violations	0	0	0	0
		Sports Tampering	0	0	0	0
		Pornography/Obscene Material	0	0	0	0
		Prostitution	0	0	0	0
		Prostitution Assisting/Promoting	0	0	0	0
		Purchasing Prostitution	0	0	0	0
		Weapon Law Violations	2	2	2	0
		Total Group A Offenses	28	16	12	0
Arrest Overview		Group B Arrests				
Total Arrests	21	Offense	Adult	Juvenile		
Adult Arrests	21	Bad Checks	0	0		
Juvenile Arrests	0	Curfew/Loitering/Vagrancy	0	0		
Unknown Age	0	Disorderly Conduct	0	0		
Arrests per 100,000 population	1,087.0	DUI	5	0		
Average number offenses/incident	1.17	Family-Non Violent	0	0		
		Liquor Law Violations	2	0		
		Peeping Tom	0	0		
		Trespass	0	0		
		All Other Offenses	2	0		
		Total Group B	9	0		

Williams County Sheriff's Office – 2015

2015 Population Estimate	6,021	Offenses		Arrests	
Offense Overview		Reported	Cleared	Adult	Juvenile
Offense Total	815	Group A Offenses			
Number Cleared	290	Crimes Against Persons			
Percent Cleared	35.58 %	Murder	0	0	0
Group A Crimes per 100,000 population	13,536.0	Negligent Manslaughter	0	0	0
		Kidnapping/Abduction	0	0	0
		Rape	0	0	1
		Sodomy	0	0	0
		Sexual Assault W/Object	0	0	0
		Fondling	4	4	4
		Incest	1	0	0
		Statutory Rape	1	1	0
		Aggravated Assault	23	11	5
		Simple Assault	64	44	28
		Intimidation	17	11	6
		Stalking	1	1	0
		Commercial Sex Acts	0	0	0
		Involuntary Servitude	0	0	0
		Crimes Against Property			
		Arson	3	1	0
		Bribery	0	0	0
		Burglary	67	14	4
		Counterfeiting/Forgery	4	1	0
		Destruction/Damage/Vandalism	125	12	2
		Embezzlement	1	0	0
		Extortion/Blackmail	1	0	0
		False Pretenses	9	3	0
		Credit Card/ATM Fraud	2	0	0
		Impersonation	7	0	1
		Welfare Fraud	0	0	0
		Wire Fraud	0	0	0
		Motor Vehicle Theft	92	21	5
		Robbery	2	0	0
		Stolen Property Offenses	12	12	12
		Pocket-picking	0	0	0
		Purse-snatching	0	0	0
		Shoplifting	1	1	0
		Theft From Building	13	2	0
		Theft From Coin Machine	1	0	0
		Theft From Motor Vehicle	25	2	0
		Theft of Motor Vehicle Parts	5	1	0
		All Other Larceny	195	21	17
		Crimes Against Society			
		Drug/Narcotic Violations	65	59	53
		Drug Equipment Violations	54	50	18
		Betting/Wagering	0	0	0
		Operating/Promoting Gambling	0	0	0
		Gambling Equipment Violations	0	0	0
		Sports Tampering	0	0	0
		Pornography/Obscene Material	0	0	0
		Prostitution	0	0	0
		Prostitution Assisting/Promoting	0	0	0
		Purchasing Prostitution	0	0	0
		Weapon Law Violations	20	18	9
		Total Group A Offenses	815	290	165
		Total Group B	147	18	6

Domestic Incident Victims		
Offense	Reported	Cleared
Murder	0	0
Aggravated Assault	8	4
Simple Assault	35	29
Intimidation	3	3
Stalking	0	0
Rape	0	0
Sodomy	0	0
Sexual Assault W/Object	0	0
Fondling	0	0
Incest	0	0
Statutory Rape	0	0
Kidnapping/Abduction	0	0
Total	46	36

Group B Arrests		
Offense	Adult	Juvenile
Bad Checks	0	1
Curfew/Loitering/Vagrancy	0	0
Disorderly Conduct	5	6
DUI	92	0
Family-Non Violent	1	1
Liquor Law Violations	14	6
Peeping Tom	0	0
Trespass	2	0
All Other Offenses	33	4
Total Group B	147	18

REPORTING POLICE DEPARTMENTS

Arnegard Police Department – 2015

2015 Population Estimate	182	Offenses		Arrests	
Offense Overview	Group A Offenses	Reported	Cleared	Adult	Juvenile
Offense Total	14	Crimes Against Persons			
Number Cleared	1	Murder	0	0	0
Percent Cleared	7.14 %	Negligent Manslaughter	0	0	0
Group A Crimes per 100,000 population	7,692.3	Kidnapping/Abduction	0	0	0
		Rape	0	0	0
		Sodomy	0	0	0
		Sexual Assault W/Object	0	0	0
		Fondling	0	0	0
		Incest	0	0	0
		Statutory Rape	0	0	0
		Aggravated Assault	0	0	0
		Simple Assault	2	1	1
		Intimidation	0	0	0
		Stalking	0	0	0
		Commercial Sex Acts	0	0	0
		Involuntary Servitude	0	0	0
		Crimes Against Property			
		Arson	0	0	0
		Bribery	0	0	0
		Burglary	0	0	0
		Counterfeiting/Forgery	0	0	0
		Destruction/Damage/Vandalism	0	0	0
		Embezzlement	0	0	0
		Extortion/Blackmail	0	0	0
		False Pretenses	4	0	0
		Credit Card/ATM Fraud	0	0	0
		Impersonation	0	0	0
		Welfare Fraud	0	0	0
		Wire Fraud	0	0	0
		Motor Vehicle Theft	3	0	0
		Robbery	0	0	0
		Stolen Property Offenses	0	0	0
		Pocket-picking	0	0	0
		Purse-snatching	0	0	0
		Shoplifting	0	0	0
		Theft From Building	1	0	0
		Theft From Coin Machine	0	0	0
		Theft From Motor Vehicle	0	0	0
		Theft of Motor Vehicle Parts	0	0	0
		All Other Larceny	1	0	0
		Crimes Against Society			
		Drug/Narcotic Violations	1	0	0
		Drug Equipment Violations	1	0	0
		Betting/Wagering	0	0	0
		Operating/Promoting Gambling	0	0	0
		Gambling Equipment Violations	0	0	0
		Sports Tampering	0	0	0
		Pornography/Obscene Material	0	0	0
		Prostitution	0	0	0
		Prostitution Assisting/Promoting	0	0	0
		Purchasing Prostitution	0	0	0
		Weapon Law Violations	1	0	0
		Total Group A Offenses	14	1	1
Arrest Overview		Total Group B	4	0	0
Total Arrests	5				
Adult Arrests	5				
Juvenile Arrests	0				
Unknown Age	0				
Arrests per 100,000 population	2,747.3				
Average number offenses/incident	1.17				

Domestic Incident Victims		
Offense	Reported	Cleared
Murder	0	0
Aggravated Assault	0	0
Simple Assault	1	0
Intimidation	0	0
Stalking	0	0
Rape	0	0
Sodomy	0	0
Sexual Assault W/Object	0	0
Fondling	0	0
Incest	0	0
Statutory Rape	0	0
Kidnapping/Abduction	0	0
Total	1	0

Group B Arrests		
Offense	Adult	Juvenile
Bad Checks	0	0
Curfew/Loitering/Vagrancy	0	0
Disorderly Conduct	0	0
DUI	0	0
Family-Non Violent	0	0
Liquor Law Violations	0	0
Peeping Tom	0	0
Trespass	0	0
All Other Offenses	4	0
Total Group B	4	0

Belfield Police Department – 2015

2015 Population Estimate		1,092		Offenses		Arrests	
Offense Overview		Group A Offenses		Reported	Cleared	Adult	Juvenile
Offense Total	66	Crimes Against Persons					
Number Cleared	47	Murder	0	0	0	0	
Percent Cleared	71.21 %	Negligent Manslaughter	0	0	0	0	
Group A Crimes per 100,000 population	6,044.0	Kidnapping/Abduction	0	0	0	0	
		Rape	0	0	0	0	
		Sodomy	0	0	0	0	
		Sexual Assault W/Object	0	0	0	0	
		Fondling	0	0	0	0	
		Incest	0	0	0	0	
		Statutory Rape	0	0	0	0	
		Aggravated Assault	3	3	3	0	
		Simple Assault	6	5	4	1	
		Intimidation	4	2	2	0	
		Stalking	0	0	0	0	
		Commercial Sex Acts	0	0	0	0	
		Involuntary Servitude	0	0	0	0	
		Crimes Against Property					
		Arson	0	0	0	0	
		Bribery	0	0	0	0	
		Burglary	2	0	0	0	
		Counterfeiting/Forgery	0	0	0	0	
		Destruction/Damage/Vandalism	2	0	0	0	
		Embezzlement	0	0	0	0	
		Extortion/Blackmail	0	0	0	0	
		False Pretenses	0	0	0	0	
		Credit Card/ATM Fraud	0	0	0	0	
		Impersonation	0	0	0	0	
		Welfare Fraud	0	0	0	0	
		Wire Fraud	0	0	0	0	
		Motor Vehicle Theft	4	1	1	0	
		Robbery	0	0	0	0	
		Stolen Property Offenses	0	0	0	0	
		Pocket-picking	0	0	0	0	
		Purse-snatching	0	0	0	0	
		Shoplifting	0	0	0	0	
		Theft From Building	0	0	0	0	
		Theft From Coin Machine	0	0	0	0	
		Theft From Motor Vehicle	0	0	0	0	
		Theft of Motor Vehicle Parts	0	0	0	0	
		All Other Larceny	9	0	0	0	
		Crimes Against Society					
		Drug/Narcotic Violations	20	20	15	4	
		Drug Equipment Violations	14	14	3	0	
		Betting/Wagering	0	0	0	0	
		Operating/Promoting Gambling	0	0	0	0	
		Gambling Equipment Violations	0	0	0	0	
		Sports Tampering	0	0	0	0	
		Pornography/Obscene Material	0	0	0	0	
		Prostitution	0	0	0	0	
		Prostitution Assisting/Promoting	0	0	0	0	
		Purchasing Prostitution	0	0	0	0	
		Weapon Law Violations	2	2	2	0	
		Total Group A Offenses	66	47	30	5	
		Domestic Incident Victims					
Offense	Reported	Cleared					
Murder	0	0					
Aggravated Assault	0	0					
Simple Assault	1	1					
Intimidation	0	0					
Stalking	0	0					
Rape	0	0					
Sodomy	0	0					
Sexual Assault W/Object	0	0					
Fondling	0	0					
Incest	0	0					
Statutory Rape	0	0					
Kidnapping/Abduction	0	0					
Total	1	1					
			Group B Arrests				
Offense	Adult	Juvenile					
Bad Checks	0	0					
Curfew/Loitering/Vagrancy	0	0					
Disorderly Conduct	4	0					
DUI	21	0					
Family-Non Violent	0	0					
Liquor Law Violations	2	1					
Peeping Tom	0	0					
Trespass	0	0					
All Other Offenses	3	0					
Total Group B	30	1					

Berthold Police Department – 2015

2015 Population Estimate		506		Offenses		Arrests		
Offense Overview		Group A Offenses		Reported	Cleared	Adult	Juvenile	
Offense Total	75	Crimes Against Persons						
Number Cleared	63	Murder	0	0	0	0		
Percent Cleared	84.00 %	Negligent Manslaughter	0	0	0	0		
Group A Crimes per 100,000 population	14,822.1	Kidnapping/Abduction	0	0	0	0		
		Rape	0	0	0	0		
		Sodomy	0	0	0	0		
		Sexual Assault W/Object	0	0	0	0		
		Fondling	0	0	0	0		
		Incest	0	0	0	0		
		Statutory Rape	0	0	0	0		
		Aggravated Assault	0	0	0	0		
		Simple Assault	1	1	1	0		
		Intimidation	1	1	1	0		
		Stalking	0	0	0	0		
		Commercial Sex Acts	0	0	0	0		
		Involuntary Servitude	0	0	0	0		
		Crimes Against Property						
		Arson	0	0	0	0		
		Bribery	0	0	0	0		
		Burglary	1	1	1	0		
		Counterfeiting/Forgery	0	0	0	0		
		Destruction/Damage/Vandalism	1	0	0	0		
		Embezzlement	0	0	0	0		
		Extortion/Blackmail	0	0	0	0		
		False Pretenses	0	0	0	0		
		Credit Card/ATM Fraud	0	0	0	0		
		Impersonation	0	0	0	0		
		Welfare Fraud	0	0	0	0		
		Wire Fraud	0	0	0	0		
		Motor Vehicle Theft	2	0	0	0		
		Robbery	0	0	0	0		
		Stolen Property Offenses	0	0	0	0		
		Pocket-picking	0	0	0	0		
		Purse-snatching	0	0	0	0		
		Shoplifting	0	0	0	0		
		Theft From Building	1	0	0	0		
		Theft From Coin Machine	0	0	0	0		
		Theft From Motor Vehicle	5	0	0	0		
		Theft of Motor Vehicle Parts	0	0	0	0		
		All Other Larceny	4	2	2	0		
		Crimes Against Society						
		Drug/Narcotic Violations	38	38	46	0		
		Drug Equipment Violations	16	16	5	0		
		Betting/Wagering	0	0	0	0		
		Operating/Promoting Gambling	0	0	0	0		
		Gambling Equipment Violations	0	0	0	0		
		Sports Tampering	0	0	0	0		
		Pornography/Obscene Material	0	0	0	0		
		Prostitution	0	0	0	0		
		Prostitution Assisting/Promoting	0	0	0	0		
		Purchasing Prostitution	0	0	0	0		
		Weapon Law Violations	5	4	4	0		
		Total Group A Offenses	75	63	60	0		
		Domestic Incident Victims						
Offense	Reported	Cleared						
Murder	0	0						
Aggravated Assault	0	0						
Simple Assault	1	1						
Intimidation	0	0						
Stalking	0	0						
Rape	0	0						
Sodomy	0	0						
Sexual Assault W/Object	0	0						
Fondling	0	0						
Incest	0	0						
Statutory Rape	0	0						
Kidnapping/Abduction	0	0						
Total	1	1						
			Group B Arrests					
Offense	Adult	Juvenile						
Bad Checks	1	0						
Curfew/Loitering/Vagrancy	0	0						
Disorderly Conduct	1	0						
DUI	2	0						
Family-Non Violent	1	0						
Liquor Law Violations	1	0						
Peeping Tom	0	0						
Trespass	0	0						
All Other Offenses	10	0						
Total Group B	16	0						

Beulah Police Department – 2015

2015 Population Estimate	3,418	Offenses		Arrests	
Offense Overview		Reported	Cleared	Adult	Juvenile
Offense Total	71	Group A Offenses			
Number Cleared	45	Crimes Against Persons			
Percent Cleared	63.38 %	Murder	0	0	0
Group A Crimes per 100,000 population	2,077.2	Negligent Manslaughter	0	0	0
		Kidnapping/Abduction	0	0	0
		Rape	6	2	1
		Sodomy	0	0	0
		Sexual Assault W/Object	0	0	0
		Fondling	0	0	0
		Incest	0	0	0
		Statutory Rape	0	0	0
		Aggravated Assault	8	6	6
		Simple Assault	8	4	2
		Intimidation	1	0	0
		Stalking	2	1	0
		Commercial Sex Acts	0	0	0
		Involuntary Servitude	0	0	0
		Crimes Against Property			
		Arson	0	0	0
		Bribery	0	0	0
		Burglary	1	1	0
		Counterfeiting/Forgery	1	0	0
		Destruction/Damage/Vandalism	2	1	0
		Embezzlement	0	0	0
		Extortion/Blackmail	0	0	0
		False Pretenses	0	0	0
		Credit Card/ATM Fraud	1	0	0
		Impersonation	0	0	0
		Welfare Fraud	0	0	0
		Wire Fraud	0	0	0
		Motor Vehicle Theft	3	1	2
		Robbery	0	0	0
		Stolen Property Offenses	1	1	0
		Pocket-picking	0	0	0
		Purse-snatching	0	0	0
		Shoplifting	7	2	0
		Theft From Building	0	0	0
		Theft From Coin Machine	0	0	0
		Theft From Motor Vehicle	0	0	0
		Theft of Motor Vehicle Parts	0	0	0
		All Other Larceny	4	2	0
		Crimes Against Society			
		Drug/Narcotic Violations	10	9	8
		Drug Equipment Violations	13	12	3
		Betting/Wagering	0	0	0
		Operating/Promoting Gambling	0	0	0
		Gambling Equipment Violations	0	0	0
		Sports Tampering	0	0	0
		Pornography/Obscene Material	0	0	0
		Prostitution	0	0	0
		Prostitution Assisting/Promoting	0	0	0
		Purchasing Prostitution	0	0	0
		Weapon Law Violations	3	3	2
		Total Group A Offenses	71	45	24
Arrest Overview		Total Group B	50	7	6
Total Arrests	87				
Adult Arrests	74				
Juvenile Arrests	13				
Unknown Age	0				
Arrests per 100,000 population	2,545.3				
Average number offenses/incident	1.29				

Domestic Incident Victims		
Offense	Reported	Cleared
Murder	0	0
Aggravated Assault	1	1
Simple Assault	3	1
Intimidation	0	0
Stalking	0	0
Rape	0	0
Sodomy	0	0
Sexual Assault W/Object	0	0
Fondling	0	0
Incest	0	0
Statutory Rape	0	0
Kidnapping/Abduction	0	0
Total	4	2

Group B Arrests		
Offense	Adult	Juvenile
Bad Checks	0	0
Curfew/Loitering/Vagrancy	0	0
Disorderly Conduct	8	2
DUI	27	0
Family-Non Violent	1	2
Liquor Law Violations	7	2
Peeping Tom	0	0
Trespass	4	1
All Other Offenses	3	0
Total Group B	50	7

Bismarck Police Department – 2015

2015 Population Estimate	70,873	Offenses		Arrests		
Offense Overview		Reported	Cleared	Adult	Juvenile	
Offense Total	6,807	Group A Offenses				
Number Cleared	3,610	Crimes Against Persons				
Percent Cleared	53.03 %	Murder	1	1	0	0
Group A Crimes per 100,000 population	9,604.5	Negligent Manslaughter	0	0	0	0
		Kidnapping/Abduction	22	16	4	0
		Rape	19	8	2	0
		Sodomy	7	3	0	0
		Sexual Assault W/Object	2	1	0	0
		Fondling	45	21	6	1
		Incest	3	3	0	1
		Statutory Rape	20	7	8	1
		Aggravated Assault	156	112	69	4
		Simple Assault	978	769	255	53
		Intimidation	139	79	36	6
		Stalking	24	10	0	0
		Commercial Sex Acts	0	0	0	0
		Involuntary Servitude	0	0	0	0
		Crimes Against Property				
		Arson	4	1	1	0
		Bribery	0	0	0	0
		Burglary	361	48	16	3
		Counterfeiting/Forgery	109	36	22	0
		Destruction/Damage/Vandalism	706	183	85	26
		Embezzlement	32	23	17	1
		Extortion/Blackmail	5	0	0	0
		False Pretenses	193	79	66	1
		Credit Card/ATM Fraud	92	25	2	1
		Impersonation	160	19	7	2
		Welfare Fraud	1	0	0	0
		Wire Fraud	6	0	0	0
		Motor Vehicle Theft	198	80	29	6
		Robbery	20	6	3	0
		Stolen Property Offenses	54	43	38	4
		Pocket-picking	0	0	0	0
		Purse-snatching	2	0	0	0
		Shoplifting	604	457	426	91
		Theft From Building	396	92	41	16
		Theft From Coin Machine	4	0	0	0
		Theft From Motor Vehicle	472	46	24	1
		Theft of Motor Vehicle Parts	45	1	0	0
		All Other Larceny	362	81	49	2
		Crimes Against Society				
		Drug/Narcotic Violations	722	622	531	95
		Drug Equipment Violations	729	644	217	27
		Betting/Wagering	0	0	0	0
		Operating/Promoting Gambling	0	0	0	0
		Gambling Equipment Violations	0	0	0	0
		Sports Tampering	0	0	0	0
		Pornography/Obscene Material	29	18	2	4
		Prostitution	24	24	22	0
		Prostitution Assisting/Promoting	2	2	0	0
		Purchasing Prostitution	0	0	0	0
		Weapon Law Violations	59	50	27	2
		Total Group A Offenses	6,807	3,610	2,005	348

Arrest Overview		Group B Arrests		
Total Arrests	4,102	Offense	Adult	Juvenile
Adult Arrests	3,385	Bad Checks	0	0
Juvenile Arrests	717	Curfew/Loitering/Vagrancy	0	36
Unknown Age	0	Disorderly Conduct	140	142
Arrests per 100,000 population	5,787.8	DUI	415	2
Average number offenses/incident	1.24	Family-Non Violent	36	0
		Liquor Law Violations	112	44
		Peeping Tom	0	1
		Trespass	140	10
		All Other Offenses	537	134
		Total Group B	1,380	369

Domestic Incident Victims		Group A Offenses	
Offense	Reported	Cleared	
Murder	0	0	
Aggravated Assault	66	58	
Simple Assault	472	403	
Intimidation	1	0	
Stalking	2	2	
Rape	3	2	
Sodomy	0	0	
Sexual Assault W/Object	0	0	
Fondling	23	9	
Incest	3	3	
Statutory Rape	5	2	
Kidnapping/Abduction	5	2	
Total	580	481	

Burlington Police Department – 2015

2015 Population Estimate	1,039	Offenses		Arrests	
Offense Overview		Reported	Cleared	Adult	Juvenile
		Group A Offenses			
		Crimes Against Persons			
Offense Total	14				
Number Cleared	7	Murder	0	0	0
Percent Cleared	50.00 %	Negligent Manslaughter	0	0	0
		Kidnapping/Abduction	0	0	0
Group A Crimes per 100,000 population	1,347.4	Rape	0	0	0
		Sodomy	0	0	0
		Sexual Assault W/Object	0	0	0
		Fondling	0	0	0
		Incest	0	0	0
		Statutory Rape	0	0	0
		Aggravated Assault	0	0	0
		Simple Assault	3	1	1
		Intimidation	0	0	0
		Stalking	2	0	0
		Commercial Sex Acts	0	0	0
		Involuntary Servitude	0	0	0
		Crimes Against Property			
		Arson	0	0	0
		Bribery	0	0	0
		Burglary	0	0	0
		Counterfeiting/Forgery	0	0	0
		Destruction/Damage/Vandalism	0	0	0
		Embezzlement	0	0	0
		Extortion/Blackmail	0	0	0
		False Pretenses	0	0	0
		Credit Card/ATM Fraud	0	0	0
		Impersonation	0	0	0
		Welfare Fraud	0	0	0
		Wire Fraud	0	0	0
		Motor Vehicle Theft	0	0	0
		Robbery	0	0	0
		Stolen Property Offenses	0	0	0
		Pocket-picking	0	0	0
		Purse-snatching	0	0	0
		Shoplifting	1	1	1
		Theft From Building	0	0	0
		Theft From Coin Machine	0	0	0
		Theft From Motor Vehicle	2	0	0
		Theft of Motor Vehicle Parts	0	0	0
		All Other Larceny	1	0	0
		Crimes Against Society			
		Drug/Narcotic Violations	5	5	5
		Drug Equipment Violations	0	0	0
		Betting/Wagering	0	0	0
		Operating/Promoting Gambling	0	0	0
		Gambling Equipment Violations	0	0	0
		Sports Tampering	0	0	0
		Pornography/Obscene Material	0	0	0
		Prostitution	0	0	0
		Prostitution Assisting/Promoting	0	0	0
		Purchasing Prostitution	0	0	0
		Weapon Law Violations	0	0	0
		Total Group A Offenses	14	7	7
Arrest Overview		Group B Arrests			
		Offense	Adult	Juvenile	
Total Arrests	23	Bad Checks	0	0	
Adult Arrests	23	Curfew/Loitering/Vagrancy	0	0	
Juvenile Arrests	0	Disorderly Conduct	0	0	
Unknown Age	0	DUI	11	0	
		Family-Non Violent	0	0	
Arrests per 100,000 population	2,213.7	Liquor Law Violations	1	0	
		Peeping Tom	0	0	
		Trespass	0	0	
		All Other Offenses	4	0	
		Total Group B	16	0	
Average number offenses/incident	1.08				

Carrington Police Department – 2015

2015 Population Estimate	2,076	Offenses		Arrests	
Offense Overview		Reported	Cleared	Adult	Juvenile
		Group A Offenses			
		Crimes Against Persons			
Offense Total	52	Murder	0	0	0
Number Cleared	22	Negligent Manslaughter	0	0	0
Percent Cleared	42.31 %	Kidnapping/Abduction	0	0	0
Group A Crimes per 100,000 population	2,504.8	Rape	0	0	0
		Sodomy	0	0	0
		Sexual Assault W/Object	0	0	0
		Fondling	0	0	0
		Incest	0	0	0
		Statutory Rape	0	0	0
		Aggravated Assault	3	0	0
		Simple Assault	4	2	2
		Intimidation	1	1	1
		Stalking	5	0	0
		Commercial Sex Acts	0	0	0
		Involuntary Servitude	0	0	0
		Crimes Against Property			
		Arson	0	0	0
		Bribery	0	0	0
		Burglary	1	0	0
		Counterfeiting/Forgery	0	0	0
		Destruction/Damage/Vandalism	5	3	2
		Embezzlement	0	0	0
		Extortion/Blackmail	0	0	0
		False Pretenses	0	0	0
		Credit Card/ATM Fraud	2	0	0
		Impersonation	0	0	0
		Welfare Fraud	0	0	0
		Wire Fraud	0	0	0
		Motor Vehicle Theft	1	0	0
		Robbery	0	0	0
		Stolen Property Offenses	0	0	0
		Pocket-picking	0	0	0
		Purse-snatching	0	0	0
		Shoplifting	1	0	0
		Theft From Building	5	0	0
		Theft From Coin Machine	0	0	0
		Theft From Motor Vehicle	0	0	0
		Theft of Motor Vehicle Parts	1	0	0
		All Other Larceny	3	0	0
		Crimes Against Society			
		Drug/Narcotic Violations	10	7	3
		Drug Equipment Violations	10	9	4
		Betting/Wagering	0	0	0
		Operating/Promoting Gambling	0	0	0
		Gambling Equipment Violations	0	0	0
		Sports Tampering	0	0	0
		Pornography/Obscene Material	0	0	0
		Prostitution	0	0	0
		Prostitution Assisting/Promoting	0	0	0
		Purchasing Prostitution	0	0	0
		Weapon Law Violations	0	0	0
		Total Group A Offenses	52	22	12
		Total Group B	23	0	0

Domestic Incident Victims		
Offense	Reported	Cleared
Murder	0	0
Aggravated Assault	1	0
Simple Assault	2	1
Intimidation	0	0
Stalking	0	0
Rape	0	0
Sodomy	0	0
Sexual Assault W/Object	0	0
Fondling	0	0
Incest	0	0
Statutory Rape	0	0
Kidnapping/Abduction	0	0
Total	3	1

Group B Arrests		
Offense	Adult	Juvenile
Bad Checks	0	0
Curfew/Loitering/Vagrancy	0	0
Disorderly Conduct	4	0
DUI	13	0
Family-Non Violent	0	0
Liquor Law Violations	2	0
Peeping Tom	0	0
Trespass	0	0
All Other Offenses	4	0
Total Group B	23	0

Cavalier Police Department – 2015

2015 Population Estimate	1,236	Offenses		Arrests	
Offense Overview		Reported	Cleared	Adult	Juvenile
		Group A Offenses			
		Crimes Against Persons			
Offense Total	95				
Number Cleared	33				
Percent Cleared	34.74 %				
Group A Crimes per 100,000 population	7,686.1				
		Murder	0	0	0
		Negligent Manslaughter	0	0	0
		Kidnapping/Abduction	0	0	0
		Rape	2	0	0
		Sodomy	0	0	0
		Sexual Assault W/Object	0	0	0
		Fondling	1	0	0
		Incest	0	0	0
		Statutory Rape	0	0	0
		Aggravated Assault	3	2	2
		Simple Assault	15	4	4
		Intimidation	3	1	0
		Stalking	1	0	0
		Commercial Sex Acts	0	0	0
		Involuntary Servitude	0	0	0
		Crimes Against Property			
		Arson	0	0	0
		Bribery	0	0	0
		Burglary	5	0	0
		Counterfeiting/Forgery	0	0	0
		Destruction/Damage/Vandalism	13	1	0
		Embezzlement	0	0	0
		Extortion/Blackmail	0	0	0
		False Pretenses	0	0	0
		Credit Card/ATM Fraud	2	2	2
		Impersonation	0	0	0
		Welfare Fraud	0	0	0
		Wire Fraud	0	0	0
		Motor Vehicle Theft	4	1	1
		Robbery	0	0	0
		Stolen Property Offenses	1	0	0
		Pocket-picking	0	0	0
		Purse-snatching	0	0	0
		Shoplifting	2	1	1
		Theft From Building	12	2	1
		Theft From Coin Machine	0	0	0
		Theft From Motor Vehicle	12	6	4
		Theft of Motor Vehicle Parts	0	0	0
		All Other Larceny	5	2	0
		Crimes Against Society			
		Drug/Narcotic Violations	5	4	1
		Drug Equipment Violations	7	5	0
		Betting/Wagering	0	0	0
		Operating/Promoting Gambling	0	0	0
		Gambling Equipment Violations	0	0	0
		Sports Tampering	0	0	0
		Pornography/Obscene Material	1	1	0
		Prostitution	0	0	0
		Prostitution Assisting/Promoting	0	0	0
		Purchasing Prostitution	0	0	0
		Weapon Law Violations	1	1	1
		Total Group A Offenses	95	33	17
		2			
Arrest Overview					
Total Arrests	29				
Adult Arrests	25				
Juvenile Arrests	4				
Unknown Age	0				
Arrests per 100,000 population	2,346.3				
Average number offenses/incident	1.25				
Domestic Incident Victims					
Offense	Reported	Cleared			
Murder	0	0			
Aggravated Assault	1	1			
Simple Assault	6	4			
Intimidation	0	0			
Stalking	0	0			
Rape	0	0			
Sodomy	0	0			
Sexual Assault W/Object	0	0			
Fondling	1	0			
Incest	0	0			
Statutory Rape	0	0			
Kidnapping/Abduction	0	0			
Total	8	5			
Group B Arrests					
Offense	Adult	Juvenile			
Bad Checks	0	0			
Curfew/Loitering/Vagrancy	0	0			
Disorderly Conduct	2	0			
DUI	3	0			
Family-Non Violent	0	0			
Liquor Law Violations	1	2			
Peeping Tom	0	0			
Trespass	0	0			
All Other Offenses	2	0			
Total Group B	8	2			

Devils Lake Police Department – 2015

2015 Population Estimate	7,326	Offenses		Arrests		
Offense Overview		Reported	Cleared	Adult	Juvenile	
Offense Total	899	Group A Offenses				
Number Cleared	470	Crimes Against Persons				
Percent Cleared	52.28 %	Murder	0	0	0	0
Group A Crimes per 100,000 population	12,271.4	Negligent Manslaughter	0	0	0	0
		Kidnapping/Abduction	0	0	0	0
		Rape	3	0	0	0
		Sodomy	0	0	0	0
		Sexual Assault W/Object	0	0	0	0
		Fondling	9	2	1	0
		Incest	0	0	0	0
		Statutory Rape	5	2	0	0
		Aggravated Assault	7	6	6	0
		Simple Assault	85	63	45	1
		Intimidation	10	9	1	3
		Stalking	1	0	0	0
		Commercial Sex Acts	0	0	0	0
		Involuntary Servitude	0	0	0	0
		Crimes Against Property				
		Arson	4	1	0	0
		Bribery	0	0	0	0
		Burglary	49	5	3	1
		Counterfeiting/Forgery	8	5	5	0
		Destruction/Damage/Vandalism	131	33	20	5
		Embezzlement	11	8	5	2
		Extortion/Blackmail	0	0	0	0
		False Pretenses	26	9	5	3
		Credit Card/ATM Fraud	2	1	2	0
		Impersonation	1	1	1	0
		Welfare Fraud	0	0	0	0
		Wire Fraud	1	0	0	0
		Motor Vehicle Theft	37	10	9	0
		Robbery	0	0	0	0
		Stolen Property Offenses	12	10	3	2
		Pocket-picking	1	0	0	0
		Purse-snatching	1	0	0	0
		Shoplifting	126	110	101	29
		Theft From Building	88	30	24	2
		Theft From Coin Machine	1	0	0	0
		Theft From Motor Vehicle	32	4	1	2
		Theft of Motor Vehicle Parts	7	0	0	0
		All Other Larceny	70	12	11	0
		Crimes Against Society				
		Drug/Narcotic Violations	100	82	50	9
		Drug Equipment Violations	67	64	29	1
		Betting/Wagering	0	0	0	0
		Operating/Promoting Gambling	0	0	0	0
		Gambling Equipment Violations	0	0	0	0
		Sports Tampering	0	0	0	0
		Pornography/Obscene Material	1	1	0	0
		Prostitution	1	0	0	0
		Prostitution Assisting/Promoting	0	0	0	0
		Purchasing Prostitution	0	0	0	0
		Weapon Law Violations	2	2	1	0
		Total Group A Offenses	899	470	323	60
Arrest Overview		Group B Arrests				
Total Arrests	908	Offense	Adult	Juvenile		
Adult Arrests	760	Bad Checks	0	0		
Juvenile Arrests	148	Curfew/Loitering/Vagrancy	0	15		
Unknown Age	0	Disorderly Conduct	36	37		
Arrests per 100,000 population	12,394.2	DUI	70	1		
Average number offenses/incident	1.18	Family-Non Violent	0	6		
		Liquor Law Violations	22	13		
		Peeping Tom	0	0		
		Trespass	12	0		
		All Other Offenses	297	16		
		Total Group B	437	88		

Dickinson Police Department – 2015

2015 Population Estimate	23,564	Offenses		Arrests	
Offense Overview		Reported	Cleared	Adult	Juvenile
Offense Total	1,585	Group A Offenses			
Number Cleared	637	Crimes Against Persons			
Percent Cleared	40.19 %	Murder	0	0	0
Group A Crimes per 100,000 population	6,726.4	Negligent Manslaughter	0	0	0
		Kidnapping/Abduction	1	0	0
		Rape	2	1	0
		Sodomy	0	0	0
		Sexual Assault W/Object	0	0	0
		Fondling	11	4	1
		Incest	0	0	1
		Statutory Rape	3	2	2
		Aggravated Assault	42	31	19
		Simple Assault	151	95	79
		Intimidation	35	16	12
		Stalking	6	3	2
		Commercial Sex Acts	0	0	0
		Involuntary Servitude	0	0	0
		Crimes Against Property			
		Arson	3	2	0
		Bribery	0	0	0
		Burglary	126	49	5
		Counterfeiting/Forgery	28	4	3
		Destruction/Damage/Vandalism	266	33	22
		Embezzlement	9	5	2
		Extortion/Blackmail	2	0	0
		False Pretenses	30	6	4
		Credit Card/ATM Fraud	28	1	1
		Impersonation	26	3	1
		Welfare Fraud	0	0	0
		Wire Fraud	1	0	0
		Motor Vehicle Theft	34	4	1
		Robbery	1	0	0
		Stolen Property Offenses	10	10	8
		Pocket-picking	2	1	2
		Purse-snatching	0	0	0
		Shoplifting	100	67	53
		Theft From Building	53	5	6
		Theft From Coin Machine	0	0	0
		Theft From Motor Vehicle	95	5	2
		Theft of Motor Vehicle Parts	11	0	0
		All Other Larceny	255	41	13
		Crimes Against Society			
		Drug/Narcotic Violations	119	116	102
		Drug Equipment Violations	108	107	66
		Betting/Wagering	0	0	0
		Operating/Promoting Gambling	0	0	0
		Gambling Equipment Violations	0	0	0
		Sports Tampering	0	0	0
		Pornography/Obscene Material	0	0	0
		Prostitution	0	0	0
		Prostitution Assisting/Promoting	3	3	3
		Purchasing Prostitution	0	0	0
		Weapon Law Violations	24	23	14
		Total Group A Offenses	1,585	637	424
		Total Group B	658	125	51

Domestic Incident Victims		
Offense	Reported	Cleared
Murder	0	0
Aggravated Assault	40	30
Simple Assault	142	87
Intimidation	0	0
Stalking	0	0
Rape	0	0
Sodomy	0	0
Sexual Assault W/Object	0	0
Fondling	0	0
Incest	0	0
Statutory Rape	0	0
Kidnapping/Abduction	0	0
Total	182	117

Group B Arrests		
Offense	Adult	Juvenile
Bad Checks	5	0
Curfew/Loitering/Vagrancy	0	9
Disorderly Conduct	83	70
DUI	133	6
Family-Non Violent	0	0
Liquor Law Violations	70	15
Peeping Tom	0	0
Trespass	28	4
All Other Offenses	339	21
Total Group B	658	125

Ellendale Police Department – 2015

2015 Population Estimate	1,337	Offenses		Arrests	
Offense Overview		Reported	Cleared	Adult	Juvenile
		Group A Offenses			
Offense Total	20	Crimes Against Persons			
Number Cleared	4	Murder	0	0	0
Percent Cleared	20.00 %	Negligent Manslaughter	0	0	0
Group A Crimes per 100,000 population	1,495.9	Kidnapping/Abduction	0	0	0
		Rape	0	0	0
		Sodomy	0	0	0
		Sexual Assault W/Object	0	0	0
		Fondling	0	0	0
		Incest	0	0	0
		Statutory Rape	0	0	0
		Aggravated Assault	1	1	1
		Simple Assault	2	0	0
		Intimidation	2	0	0
		Stalking	0	0	0
		Commercial Sex Acts	0	0	0
		Involuntary Servitude	0	0	0
		Crimes Against Property			
		Arson	0	0	0
		Bribery	0	0	0
		Burglary	1	0	0
		Counterfeiting/Forgery	1	1	1
		Destruction/Damage/Vandalism	4	1	0
		Embezzlement	0	0	0
		Extortion/Blackmail	0	0	0
		False Pretenses	0	0	0
		Credit Card/ATM Fraud	1	0	0
		Impersonation	0	0	0
		Welfare Fraud	0	0	0
		Wire Fraud	0	0	0
		Motor Vehicle Theft	1	0	0
		Robbery	0	0	0
		Stolen Property Offenses	0	0	0
		Pocket-picking	0	0	0
		Purse-snatching	0	0	0
		Shoplifting	0	0	0
		Theft From Building	1	0	0
		Theft From Coin Machine	1	0	0
		Theft From Motor Vehicle	1	0	0
		Theft of Motor Vehicle Parts	0	0	0
		All Other Larceny	4	1	1
		Crimes Against Society			
		Drug/Narcotic Violations	0	0	0
		Drug Equipment Violations	0	0	0
		Betting/Wagering	0	0	0
		Operating/Promoting Gambling	0	0	0
		Gambling Equipment Violations	0	0	0
		Sports Tampering	0	0	0
		Pornography/Obscene Material	0	0	0
		Prostitution	0	0	0
		Prostitution Assisting/Promoting	0	0	0
		Purchasing Prostitution	0	0	0
		Weapon Law Violations	0	0	0
		Total Group A Offenses	20	4	3
		2	0		

Domestic Incident Victims		
Offense	Reported	Cleared
Murder	0	0
Aggravated Assault	0	0
Simple Assault	1	0
Intimidation	1	0
Stalking	0	0
Rape	0	0
Sodomy	0	0
Sexual Assault W/Object	0	0
Fondling	0	0
Incest	0	0
Statutory Rape	0	0
Kidnapping/Abduction	0	0
Total	2	0

Group B Arrests		
Offense	Adult	Juvenile
Bad Checks	0	0
Curfew/Loitering/Vagrancy	0	0
Disorderly Conduct	1	0
DUI	1	0
Family-Non Violent	0	0
Liquor Law Violations	0	0
Peeping Tom	0	0
Trespass	0	0
All Other Offenses	0	0
Total Group B	2	0

Emerado Police Department – 2015

2015 Population Estimate		440		Offenses		Arrests	
Offense Overview		Group A Offenses		Reported	Cleared	Adult	Juvenile
Offense Total	10	Crimes Against Persons					
Number Cleared	0	Murder	0	0	0	0	
Percent Cleared	0.00 %	Negligent Manslaughter	0	0	0	0	
Group A Crimes per 100,000 population	2,272.7	Kidnapping/Abduction	0	0	0	0	
		Rape	0	0	0	0	
		Sodomy	0	0	0	0	
		Sexual Assault W/Object	0	0	0	0	
		Fondling	1	0	0	0	
		Incest	0	0	0	0	
		Statutory Rape	0	0	0	0	
		Aggravated Assault	0	0	0	0	
		Simple Assault	0	0	0	0	
		Intimidation	0	0	0	0	
		Stalking	1	0	0	0	
		Commercial Sex Acts	0	0	0	0	
		Involuntary Servitude	0	0	0	0	
		Crimes Against Property					
		Arson	0	0	0	0	
		Bribery	0	0	0	0	
		Burglary	1	0	0	0	
		Counterfeiting/Forgery	0	0	0	0	
		Destruction/Damage/Vandalism	0	0	0	0	
		Embezzlement	0	0	0	0	
		Extortion/Blackmail	0	0	0	0	
		False Pretenses	0	0	0	0	
		Credit Card/ATM Fraud	0	0	0	0	
		Impersonation	0	0	0	0	
		Welfare Fraud	0	0	0	0	
		Wire Fraud	0	0	0	0	
		Motor Vehicle Theft	1	0	0	0	
		Robbery	0	0	0	0	
		Stolen Property Offenses	0	0	0	0	
		Pocket-picking	0	0	0	0	
		Purse-snatching	0	0	0	0	
		Shoplifting	1	0	0	0	
		Theft From Building	1	0	0	0	
		Theft From Coin Machine	0	0	0	0	
		Theft From Motor Vehicle	0	0	0	0	
		Theft of Motor Vehicle Parts	0	0	0	0	
		All Other Larceny	2	0	0	0	
		Crimes Against Society					
		Drug/Narcotic Violations	1	0	0	0	
		Drug Equipment Violations	0	0	0	0	
		Betting/Wagering	0	0	0	0	
		Operating/Promoting Gambling	0	0	0	0	
		Gambling Equipment Violations	0	0	0	0	
		Sports Tampering	0	0	0	0	
		Pornography/Obscene Material	0	0	0	0	
		Prostitution	1	0	0	0	
		Prostitution Assisting/Promoting	0	0	0	0	
		Purchasing Prostitution	0	0	0	0	
		Weapon Law Violations	0	0	0	0	
		Total Group A Offenses	10	0	0	0	
		Arrest Overview					
Total Arrests	2						
Adult Arrests	2						
Juvenile Arrests	0						
Unknown Age	0						
Arrests per 100,000 population	454.5						
Average number offenses/incident	1.00						
Domestic Incident Victims							
Offense	Reported	Cleared					
Murder	0	0					
Aggravated Assault	0	0					
Simple Assault	0	0					
Intimidation	0	0					
Stalking	0	0					
Rape	0	0					
Sodomy	0	0					
Sexual Assault W/Object	0	0					
Fondling	0	0					
Incest	0	0					
Statutory Rape	0	0					
Kidnapping/Abduction	0	0					
Total	0	0					
Group B Arrests							
Offense	Adult	Juvenile					
Bad Checks	0	0					
Curfew/Loitering/Vagrancy	0	0					
Disorderly Conduct	1	0					
DUI	0	0					
Family-Non Violent	0	0					
Liquor Law Violations	0	0					
Peeping Tom	0	0					
Trespass	0	0					
All Other Offenses	1	0					
Total Group B	2	0					

Fargo Police Department – 2015

2015 Population Estimate	118,490	Offenses		Arrests		
Offense Overview		Group A Offenses	Reported	Cleared	Adult	Juvenile
Offense Total	8,830	Crimes Against Persons				
Number Cleared	3,066	Murder	3	3	6	0
Percent Cleared	34.72 %	Negligent Manslaughter	0	0	0	0
Group A Crimes per 100,000 population	7,452.1	Kidnapping/Abduction	13	9	5	0
		Rape	71	5	1	2
		Sodomy	8	3	0	0
		Sexual Assault W/Object	2	0	0	0
		Fondling	34	9	8	3
		Incest	1	0	0	0
		Statutory Rape	33	4	5	3
		Aggravated Assault	285	118	71	14
		Simple Assault	1,414	538	281	93
		Intimidation	204	89	50	9
		Stalking	6	2	2	0
		Commercial Sex Acts	0	0	0	0
		Involuntary Servitude	0	0	0	0
		Crimes Against Property				
		Arson	10	2	2	1
		Bribery	0	0	0	0
		Burglary	671	64	45	17
		Counterfeiting/Forgery	276	44	38	0
		Destruction/Damage/Vandalism	768	79	31	16
		Embezzlement	9	4	4	0
		Extortion/Blackmail	0	0	0	0
		False Pretenses	202	37	24	1
		Credit Card/ATM Fraud	49	7	4	4
		Impersonation	201	16	11	1
		Welfare Fraud	0	0	0	0
		Wire Fraud	16	1	0	0
		Motor Vehicle Theft	279	47	25	8
		Robbery	52	18	19	3
		Stolen Property Offenses	86	60	32	16
		Pocket-picking	0	0	0	0
		Purse-snatching	0	0	0	0
		Shoplifting	963	638	563	144
		Theft From Building	13	5	3	0
		Theft From Coin Machine	2	0	0	0
		Theft From Motor Vehicle	411	50	24	15
		Theft of Motor Vehicle Parts	29	0	0	0
		All Other Larceny	1,256	150	111	39
		Crimes Against Society				
		Drug/Narcotic Violations	672	499	344	38
		Drug Equipment Violations	686	502	293	17
		Betting/Wagering	0	0	0	0
		Operating/Promoting Gambling	0	0	0	0
		Gambling Equipment Violations	0	0	0	0
		Sports Tampering	0	0	0	0
		Pornography/Obscene Material	18	1	3	1
		Prostitution	0	0	0	0
		Prostitution Assisting/Promoting	7	1	0	0
		Purchasing Prostitution	0	0	0	0
		Weapon Law Violations	80	61	30	9
		Total Group A Offenses	8,830	3,066	2,035	454
Arrest Overview						
Total Arrests	4,200					
Adult Arrests	3,625					
Juvenile Arrests	575					
Unknown Age	0					
Arrests per 100,000 population	3,544.6					
Average number offenses/incident	1.19					
Domestic Incident Victims						
Offense	Reported	Cleared				
Murder	0	0				
Aggravated Assault	110	63				
Simple Assault	987	383				
Intimidation	46	27				
Stalking	2	0				
Rape	26	2				
Sodomy	5	3				
Sexual Assault W/Object	0	0				
Fondling	5	1				
Incest	0	0				
Statutory Rape	7	1				
Kidnapping/Abduction	6	3				
Total	1,194	483				
Group B Arrests						
Offense	Adult	Juvenile				
Bad Checks	0	0				
Curfew/Loitering/Vagrancy	0	3				
Disorderly Conduct	146	68				
DUI	613	2				
Family-Non Violent	9	0				
Liquor Law Violations	149	21				
Peeping Tom	1	0				
Trespass	164	7				
All Other Offenses	508	20				
Total Group B	1,590	121				

Grafton Police Department – 2015

2015 Population Estimate	4,267	Offenses		Arrests		
Offense Overview		Reported	Cleared	Adult	Juvenile	
Offense Total	342	Group A Offenses				
Number Cleared	100	Crimes Against Persons				
Percent Cleared	29.24 %	Murder	0	0	0	0
Group A Crimes per 100,000 population	8,015.0	Negligent Manslaughter	0	0	0	0
		Kidnapping/Abduction	9	5	2	0
		Rape	3	0	0	0
		Sodomy	0	0	0	0
		Sexual Assault W/Object	2	2	1	0
		Fondling	0	0	0	0
		Incest	0	0	0	0
		Statutory Rape	0	0	0	0
		Aggravated Assault	12	7	5	0
		Simple Assault	47	13	10	3
		Intimidation	18	5	3	0
		Stalking	4	0	0	0
		Commercial Sex Acts	0	0	0	0
		Involuntary Servitude	0	0	0	0
		Crimes Against Property				
		Arson	0	0	0	0
		Bribery	0	0	0	0
		Burglary	17	3	2	3
		Counterfeiting/Forgery	6	2	1	0
		Destruction/Damage/Vandalism	35	2	0	1
		Embezzlement	1	0	0	0
		Extortion/Blackmail	0	0	0	0
		False Pretenses	2	0	0	0
		Credit Card/ATM Fraud	1	0	0	0
		Impersonation	8	2	1	0
		Welfare Fraud	0	0	0	0
		Wire Fraud	5	0	0	0
		Motor Vehicle Theft	11	3	1	0
		Robbery	0	0	0	0
		Stolen Property Offenses	3	2	0	0
		Pocket-picking	0	0	0	0
		Purse-snatching	0	0	0	0
		Shoplifting	12	4	3	1
		Theft From Building	1	1	1	0
		Theft From Coin Machine	0	0	0	0
		Theft From Motor Vehicle	24	2	2	0
		Theft of Motor Vehicle Parts	3	0	0	0
		All Other Larceny	65	4	3	1
		Crimes Against Society				
		Drug/Narcotic Violations	19	16	16	0
		Drug Equipment Violations	30	24	11	0
		Betting/Wagering	0	0	0	0
		Operating/Promoting Gambling	0	0	0	0
		Gambling Equipment Violations	0	0	0	0
		Sports Tampering	0	0	0	0
		Pornography/Obscene Material	2	2	1	0
		Prostitution	0	0	0	0
		Prostitution Assisting/Promoting	0	0	0	0
		Purchasing Prostitution	0	0	0	0
		Weapon Law Violations	2	1	0	0
		Total Group A Offenses	342	100	63	9

Domestic Incident Victims		
Offense	Reported	Cleared
Murder	0	0
Aggravated Assault	5	5
Simple Assault	10	4
Intimidation	4	2
Stalking	2	0
Rape	1	0
Sodomy	0	0
Sexual Assault W/Object	0	0
Fondling	0	0
Incest	0	0
Statutory Rape	0	0
Kidnapping/Abduction	1	1
Total	23	12

Group B Arrests		
Offense	Adult	Juvenile
Bad Checks	0	0
Curfew/Loitering/Vagrancy	0	1
Disorderly Conduct	12	12
DUI	26	0
Family-Non Violent	0	0
Liquor Law Violations	9	1
Peeping Tom	0	0
Trespass	2	0
All Other Offenses	14	3
Total Group B	63	17

Grand Forks Police Department – 2015

2015 Population Estimate	56,861	Offenses		Arrests		
Offense Overview		Reported	Cleared	Adult	Juvenile	
Offense Total	3,926	Crimes Against Persons				
Number Cleared	1,120	Murder	2	2	2	0
Percent Cleared	28.53 %	Negligent Manslaughter	0	0	0	0
Group A Crimes per 100,000 population	6,904.6	Kidnapping/Abduction	11	4	2	0
		Rape	33	1	2	0
		Sodomy	4	0	0	0
		Sexual Assault W/Object	1	1	1	0
		Fondling	27	1	1	0
		Incest	0	0	0	0
		Statutory Rape	10	5	3	1
		Aggravated Assault	116	63	47	4
		Simple Assault	532	197	137	21
		Intimidation	133	46	26	3
		Stalking	14	0	0	0
		Commercial Sex Acts	0	0	0	0
		Involuntary Servitude	0	0	0	0
		Crimes Against Property				
		Arson	2	2	2	0
		Bribery	0	0	0	0
		Burglary	231	28	28	0
		Counterfeiting/Forgery	86	10	12	1
		Destruction/Damage/Vandalism	518	55	20	10
		Embezzlement	27	9	11	0
		Extortion/Blackmail	0	0	0	0
		False Pretenses	215	18	20	0
		Credit Card/ATM Fraud	54	6	7	0
		Impersonation	58	2	0	1
		Welfare Fraud	0	0	0	0
		Wire Fraud	1	0	0	0
		Motor Vehicle Theft	115	19	11	2
		Robbery	23	6	3	1
		Stolen Property Offenses	23	21	19	0
		Pocket-picking	0	0	0	0
		Purse-snatching	0	0	0	0
		Shoplifting	391	274	230	85
		Theft From Building	45	8	1	4
		Theft From Coin Machine	4	0	0	0
		Theft From Motor Vehicle	197	9	8	1
		Theft of Motor Vehicle Parts	31	0	0	0
		All Other Larceny	658	66	49	8
		Crimes Against Society				
		Drug/Narcotic Violations	140	125	92	12
		Drug Equipment Violations	138	117	54	15
		Betting/Wagering	0	0	0	0
		Operating/Promoting Gambling	0	0	0	0
		Gambling Equipment Violations	0	0	0	0
		Sports Tampering	0	0	0	0
		Pornography/Obscene Material	27	10	3	0
		Prostitution	40	1	0	0
		Prostitution Assisting/Promoting	0	0	0	0
		Purchasing Prostitution	0	0	0	0
		Weapon Law Violations	19	14	3	1
		Total Group A Offenses	3,926	1,120	794	170

Arrest Overview		
Total Arrests	1,810	
Adult Arrests	1,431	
Juvenile Arrests	379	
Unknown Age	0	
Arrests per 100,000 population	3,183.2	
Average number offenses/incident	1.14	

Domestic Incident Victims		
Offense	Reported	Cleared
Murder	0	0
Aggravated Assault	55	38
Simple Assault	265	116
Intimidation	26	12
Stalking	3	0
Rape	7	1
Sodomy	2	0
Sexual Assault W/Object	1	1
Fondling	5	0
Incest	0	0
Statutory Rape	0	0
Kidnapping/Abduction	6	3
Total	370	171

Group B Arrests		
Offense	Adult	Juvenile
Bad Checks	0	0
Curfew/Loitering/Vagrancy	0	2
Disorderly Conduct	113	121
DUI	201	1
Family-Non Violent	7	27
Liquor Law Violations	169	41
Peeping Tom	0	0
Trespass	38	4
All Other Offenses	109	13
Total Group B	637	209

Harvey Police Department – 2015

2015 Population Estimate	1,777	Offenses		Arrests		
Offense Overview		Group A Offenses	Reported	Cleared	Adult	Juvenile
Offense Total	92	Crimes Against Persons				
Number Cleared	22	Murder	0	0	0	0
Percent Cleared	23.91 %	Negligent Manslaughter	0	0	0	0
Group A Crimes per 100,000 population	5,177.3	Kidnapping/Abduction	0	0	0	0
		Rape	2	0	0	0
		Sodomy	0	0	0	0
		Sexual Assault W/Object	0	0	0	0
		Fondling	0	0	0	0
		Incest	0	0	0	0
		Statutory Rape	0	0	0	0
		Aggravated Assault	2	2	1	0
		Simple Assault	12	4	1	1
		Intimidation	16	9	3	0
		Stalking	1	0	0	0
		Commercial Sex Acts	0	0	0	0
		Involuntary Servitude	0	0	0	0
		Crimes Against Property				
		Arson	0	0	0	0
		Bribery	0	0	0	0
		Burglary	4	0	0	0
		Counterfeiting/Forgery	0	0	0	0
		Destruction/Damage/Vandalism	17	2	1	0
		Embezzlement	0	0	0	0
		Extortion/Blackmail	0	0	0	0
		False Pretenses	0	0	0	0
		Credit Card/ATM Fraud	1	0	0	0
		Impersonation	0	0	0	0
		Welfare Fraud	0	0	0	0
		Wire Fraud	0	0	0	0
		Motor Vehicle Theft	3	2	0	0
		Robbery	0	0	0	0
		Stolen Property Offenses	1	0	0	0
		Pocket-picking	0	0	0	0
		Purse-snatching	0	0	0	0
		Shoplifting	0	0	0	0
		Theft From Building	4	1	0	0
		Theft From Coin Machine	0	0	0	0
		Theft From Motor Vehicle	4	0	0	0
		Theft of Motor Vehicle Parts	0	0	0	0
		All Other Larceny	23	1	0	0
		Crimes Against Society				
		Drug/Narcotic Violations	1	1	1	0
		Drug Equipment Violations	1	0	0	0
		Betting/Wagering	0	0	0	0
		Operating/Promoting Gambling	0	0	0	0
		Gambling Equipment Violations	0	0	0	0
		Sports Tampering	0	0	0	0
		Pornography/Obscene Material	0	0	0	0
		Prostitution	0	0	0	0
		Prostitution Assisting/Promoting	0	0	0	0
		Purchasing Prostitution	0	0	0	0
		Weapon Law Violations	0	0	0	0
		Total Group A Offenses	92	22	7	1
Arrest Overview		Crimes Against Society				
Total Arrests	17	Bad Checks	0	0	0	0
Adult Arrests	16	Curfew/Loitering/Vagrancy	0	0	0	0
Juvenile Arrests	1	Disorderly Conduct	1	0	0	0
Unknown Age	0	DUI	6	0	0	0
Arrests per 100,000 population	956.7	Family-Non Violent	0	0	0	0
Average number offenses/incident	1.19	Liquor Law Violations	0	0	0	0
		Peeping Tom	0	0	0	0
		Trespass	1	0	0	0
		All Other Offenses	1	0	0	0
		Total Group B	9	0	0	0

Hazen Police Department – 2015

2015 Population Estimate	2,461	Offenses		Arrests	
Offense Overview	Group A Offenses	Reported	Cleared	Adult	Juvenile
Offense Total	2	Crimes Against Persons			
Number Cleared	0	Murder	0	0	0
Percent Cleared	0.00 %	Negligent Manslaughter	0	0	0
Group A Crimes per 100,000 population	81.3	Kidnapping/Abduction	0	0	0
		Rape	0	0	0
		Sodomy	0	0	0
		Sexual Assault W/Object	0	0	0
		Fondling	0	0	0
		Incest	0	0	0
		Statutory Rape	0	0	0
		Aggravated Assault	0	0	0
		Simple Assault	0	0	0
		Intimidation	0	0	0
		Stalking	0	0	0
		Commercial Sex Acts	0	0	0
		Involuntary Servitude	0	0	0
		Crimes Against Property			
		Arson	0	0	0
		Bribery	0	0	0
		Burglary	1	0	0
		Counterfeiting/Forgery	0	0	0
		Destruction/Damage/Vandalism	1	0	0
		Embezzlement	0	0	0
		Extortion/Blackmail	0	0	0
		False Pretenses	0	0	0
		Credit Card/ATM Fraud	0	0	0
		Impersonation	0	0	0
		Welfare Fraud	0	0	0
		Wire Fraud	0	0	0
		Motor Vehicle Theft	0	0	0
		Robbery	0	0	0
		Stolen Property Offenses	0	0	0
		Pocket-picking	0	0	0
		Purse-snatching	0	0	0
		Shoplifting	0	0	0
		Theft From Building	0	0	0
		Theft From Coin Machine	0	0	0
		Theft From Motor Vehicle	0	0	0
		Theft of Motor Vehicle Parts	0	0	0
		All Other Larceny	0	0	0
		Crimes Against Society			
		Drug/Narcotic Violations	0	0	0
		Drug Equipment Violations	0	0	0
		Betting/Wagering	0	0	0
		Operating/Promoting Gambling	0	0	0
		Gambling Equipment Violations	0	0	0
		Sports Tampering	0	0	0
		Pornography/Obscene Material	0	0	0
		Prostitution	0	0	0
		Prostitution Assisting/Promoting	0	0	0
		Purchasing Prostitution	0	0	0
		Weapon Law Violations	0	0	0
		Total Group A Offenses	2	0	0
Arrest Overview		Domestic Incident Victims			
Total Arrests	0	Offense	Reported	Cleared	
Adult Arrests	0	Murder	0	0	
Juvenile Arrests	0	Aggravated Assault	0	0	
Unknown Age	0	Simple Assault	0	0	
Arrests per 100,000 population	0.0	Intimidation	0	0	
Average number offenses/incident	1.00	Stalking	0	0	
		Rape	0	0	
		Sodomy	0	0	
		Sexual Assault W/Object	0	0	
		Fondling	0	0	
		Incest	0	0	
		Statutory Rape	0	0	
		Kidnapping/Abduction	0	0	
		Total	0	0	
		Group B Arrests			
		Offense	Adult	Juvenile	
		Bad Checks	0	0	
		Curfew/Loitering/Vagrancy	0	0	
		Disorderly Conduct	0	0	
		DUI	0	0	
		Family-Non Violent	0	0	
		Liquor Law Violations	0	0	
		Peeping Tom	0	0	
		Trespass	0	0	
		All Other Offenses	0	0	
		Total Group B	0	0	

Jamestown Police Department – 2015

2015 Population Estimate	15,447	Offenses		Arrests	
Offense Overview		Reported	Cleared	Adult	Juvenile
Offense Total	1,267	Group A Offenses			
Number Cleared	546	Crimes Against Persons			
Percent Cleared	43.09 %	Murder	0	0	0
Group A Crimes per 100,000 population	8,202.2	Negligent Manslaughter	0	0	0
		Kidnapping/Abduction	1	1	0
		Rape	7	5	6
		Sodomy	2	2	0
		Sexual Assault W/Object	0	0	0
		Fondling	7	2	0
		Incest	0	0	0
		Statutory Rape	0	0	3
		Aggravated Assault	40	24	15
		Simple Assault	249	146	93
		Intimidation	28	6	3
		Stalking	1	0	0
		Commercial Sex Acts	0	0	0
		Involuntary Servitude	0	0	0
		Crimes Against Property			
		Arson	2	0	0
		Bribery	0	0	0
		Burglary	73	17	12
		Counterfeiting/Forgery	24	2	1
		Destruction/Damage/Vandalism	186	43	33
		Embezzlement	10	4	1
		Extortion/Blackmail	1	0	0
		False Pretenses	10	3	2
		Credit Card/ATM Fraud	10	1	0
		Impersonation	13	1	1
		Welfare Fraud	1	0	0
		Wire Fraud	9	0	0
		Motor Vehicle Theft	29	7	2
		Robbery	3	2	1
		Stolen Property Offenses	2	0	2
		Pocket-picking	1	0	0
		Purse-snatching	0	0	0
		Shoplifting	55	37	29
		Theft From Building	56	8	5
		Theft From Coin Machine	0	0	0
		Theft From Motor Vehicle	61	5	2
		Theft of Motor Vehicle Parts	6	0	0
		All Other Larceny	116	24	24
		Crimes Against Society			
		Drug/Narcotic Violations	112	90	69
		Drug Equipment Violations	130	101	79
		Betting/Wagering	0	0	0
		Operating/Promoting Gambling	0	0	0
		Gambling Equipment Violations	0	0	0
		Sports Tampering	0	0	0
		Pornography/Obscene Material	5	2	1
		Prostitution	0	0	0
		Prostitution Assisting/Promoting	0	0	0
		Purchasing Prostitution	0	0	0
		Weapon Law Violations	17	13	12
		Total Group A Offenses	1,267	546	396
Arrest Overview		Total Group B Arrests	486	90	78
Total Arrests	1,050	Offense	Adult	Juvenile	
Adult Arrests	882	Bad Checks	0	0	
Juvenile Arrests	168	Curfew/Loitering/Vagrancy	0	5	
Unknown Age	0	Disorderly Conduct	40	22	
Arrests per 100,000 population	6,797.4	DUI	109	0	
Average number offenses/incident	1.18	Family-Non Violent	2	0	
		Liquor Law Violations	82	6	
		Peeping Tom	0	0	
		Trespass	20	0	
		All Other Offenses	233	57	
		Total Group B	486	90	

Kenmare Police Department – 2015

2015 Population Estimate	1,087	Offenses		Arrests		
Offense Overview		Group A Offenses	Reported	Cleared	Adult	Juvenile
Offense Total	11	Crimes Against Persons				
Number Cleared	4	Murder	0	0	0	0
Percent Cleared	36.36 %	Negligent Manslaughter	0	0	0	0
Group A Crimes per 100,000 population	1,012.0	Kidnapping/Abduction	0	0	0	0
		Rape	0	0	0	0
		Sodomy	0	0	0	0
		Sexual Assault W/Object	0	0	0	0
		Fondling	0	0	0	0
		Incest	0	0	0	0
		Statutory Rape	0	0	0	0
		Aggravated Assault	1	0	0	0
		Simple Assault	4	2	2	0
		Intimidation	0	0	0	0
		Stalking	0	0	0	0
		Commercial Sex Acts	0	0	0	0
		Involuntary Servitude	0	0	0	0
		Crimes Against Property				
		Arson	0	0	0	0
		Bribery	0	0	0	0
		Burglary	0	0	0	0
		Counterfeiting/Forgery	0	0	0	0
		Destruction/Damage/Vandalism	0	0	0	0
		Embezzlement	0	0	0	0
		Extortion/Blackmail	0	0	0	0
		False Pretenses	0	0	0	0
		Credit Card/ATM Fraud	0	0	0	0
		Impersonation	1	0	0	0
		Welfare Fraud	0	0	0	0
		Wire Fraud	0	0	0	0
		Motor Vehicle Theft	1	0	0	0
		Robbery	0	0	0	0
		Stolen Property Offenses	0	0	0	0
		Pocket-picking	0	0	0	0
		Purse-snatching	0	0	0	0
		Shoplifting	0	0	0	0
		Theft From Building	0	0	1	0
		Theft From Coin Machine	0	0	0	0
		Theft From Motor Vehicle	0	0	0	0
		Theft of Motor Vehicle Parts	0	0	0	0
		All Other Larceny	1	0	0	0
		Crimes Against Society				
		Drug/Narcotic Violations	2	1	1	0
		Drug Equipment Violations	1	1	1	0
		Betting/Wagering	0	0	0	0
		Operating/Promoting Gambling	0	0	0	0
		Gambling Equipment Violations	0	0	0	0
		Sports Tampering	0	0	0	0
		Pornography/Obscene Material	0	0	0	0
		Prostitution	0	0	0	0
		Prostitution Assisting/Promoting	0	0	0	0
		Purchasing Prostitution	0	0	0	0
		Weapon Law Violations	0	0	0	0
		Total Group A Offenses	11	4	5	0
Arrest Overview		Crimes Against Society				
Total Arrests	8	Bad Checks	0	0	0	0
Adult Arrests	8	Curfew/Loitering/Vagrancy	0	0	0	0
Juvenile Arrests	0	Disorderly Conduct	0	0	0	0
Unknown Age	0	DUI	3	0	0	0
Arrests per 100,000 population	736.0	Family-Non Violent	0	0	0	0
Average number offenses/incident	1.22	Liquor Law Violations	0	0	0	0
		Peeping Tom	0	0	0	0
		Trespass	0	0	0	0
		All Other Offenses	0	0	0	0
		Total Group B	3	0	0	0

Killdeer Police Department – 2015

2015 Population Estimate		1,110		Offenses		Arrests	
Offense Overview		Group A Offenses		Reported	Cleared	Adult	Juvenile
Offense Total	79	Crimes Against Persons					
Number Cleared	34	Murder	0	0	0	0	
Percent Cleared	43.04 %	Negligent Manslaughter	0	0	0	0	
Group A Crimes per 100,000 population	7,117.1	Kidnapping/Abduction	0	0	0	0	
		Rape	0	0	0	0	
		Sodomy	0	0	0	0	
		Sexual Assault W/Object	0	0	0	0	
		Fondling	1	0	0	0	
		Incest	0	0	0	0	
		Statutory Rape	0	0	0	0	
		Aggravated Assault	2	0	0	0	
		Simple Assault	18	13	6	1	
		Intimidation	9	5	0	0	
		Stalking	0	0	0	0	
		Commercial Sex Acts	0	0	0	0	
		Involuntary Servitude	0	0	0	0	
		Crimes Against Property					
		Arson	0	0	0	0	
		Bribery	0	0	0	0	
		Burglary	3	0	0	0	
		Counterfeiting/Forgery	1	0	0	0	
		Destruction/Damage/Vandalism	4	0	0	0	
		Embezzlement	0	0	0	0	
		Extortion/Blackmail	0	0	0	0	
		False Pretenses	1	0	0	0	
		Credit Card/ATM Fraud	2	1	0	0	
		Impersonation	0	0	0	0	
		Welfare Fraud	0	0	0	0	
		Wire Fraud	2	0	0	0	
		Motor Vehicle Theft	1	0	0	0	
		Robbery	0	0	0	0	
		Stolen Property Offenses	3	0	0	0	
		Pocket-picking	0	0	0	0	
		Purse-snatching	0	0	0	0	
		Shoplifting	0	0	0	0	
		Theft From Building	2	0	0	0	
		Theft From Coin Machine	1	0	0	0	
		Theft From Motor Vehicle	4	0	0	0	
		Theft of Motor Vehicle Parts	0	0	0	0	
		All Other Larceny	12	3	1	0	
		Crimes Against Society					
		Drug/Narcotic Violations	3	3	2	0	
		Drug Equipment Violations	4	4	2	1	
		Betting/Wagering	0	0	0	0	
		Operating/Promoting Gambling	1	0	0	0	
		Gambling Equipment Violations	0	0	0	0	
		Sports Tampering	0	0	0	0	
		Pornography/Obscene Material	0	0	0	0	
		Prostitution	0	0	0	0	
		Prostitution Assisting/Promoting	0	0	0	0	
		Purchasing Prostitution	0	0	0	0	
		Weapon Law Violations	5	5	5	0	
		Total Group A Offenses	79	34	16	2	
		Domestic Incident Victims					
Offense	Reported	Cleared					
Murder	0	0					
Aggravated Assault	0	0					
Simple Assault	1	0					
Intimidation	0	0					
Stalking	0	0					
Rape	0	0					
Sodomy	0	0					
Sexual Assault W/Object	0	0					
Fondling	0	0					
Incest	0	0					
Statutory Rape	0	0					
Kidnapping/Abduction	0	0					
Total	1	0					
			Group B Arrests				
Offense	Adult	Juvenile					
Bad Checks	0	0					
Curfew/Loitering/Vagrancy	0	0					
Disorderly Conduct	6	0					
DUI	21	0					
Family-Non Violent	0	1					
Liquor Law Violations	7	0					
Peeping Tom	0	0					
Trespass	2	0					
All Other Offenses	6	0					
Total Group B	42	1					

Kulm Police Department – 2015

2015 Population Estimate	342	Offenses		Arrests			
Offense Overview		Group A Offenses		Reported	Cleared	Adult	Juvenile
Offense Total	0	Crimes Against Persons					
Number Cleared	0	Murder	0	0	0	0	0
Percent Cleared	0.00 %	Negligent Manslaughter	0	0	0	0	0
Group A Crimes per 100,000 population	0.0	Kidnapping/Abduction	0	0	0	0	0
		Rape	0	0	0	0	0
		Sodomy	0	0	0	0	0
		Sexual Assault W/Object	0	0	0	0	0
		Fondling	0	0	0	0	0
		Incest	0	0	0	0	0
		Statutory Rape	0	0	0	0	0
		Aggravated Assault	0	0	0	0	0
		Simple Assault	0	0	0	0	0
		Intimidation	0	0	0	0	0
		Stalking	0	0	0	0	0
		Commercial Sex Acts	0	0	0	0	0
		Involuntary Servitude	0	0	0	0	0
		Crimes Against Property					
		Arson	0	0	0	0	0
		Bribery	0	0	0	0	0
		Burglary	0	0	0	0	0
		Counterfeiting/Forgery	0	0	0	0	0
		Destruction/Damage/Vandalism	0	0	0	0	0
		Embezzlement	0	0	0	0	0
		Extortion/Blackmail	0	0	0	0	0
		False Pretenses	0	0	0	0	0
		Credit Card/ATM Fraud	0	0	0	0	0
		Impersonation	0	0	0	0	0
		Welfare Fraud	0	0	0	0	0
		Wire Fraud	0	0	0	0	0
		Motor Vehicle Theft	0	0	0	0	0
		Robbery	0	0	0	0	0
		Stolen Property Offenses	0	0	0	0	0
		Pocket-picking	0	0	0	0	0
		Purse-snatching	0	0	0	0	0
		Shoplifting	0	0	0	0	0
		Theft From Building	0	0	0	0	0
		Theft From Coin Machine	0	0	0	0	0
		Theft From Motor Vehicle	0	0	0	0	0
		Theft of Motor Vehicle Parts	0	0	0	0	0
		All Other Larceny	0	0	0	0	0
		Crimes Against Society					
		Drug/Narcotic Violations	0	0	0	0	0
		Drug Equipment Violations	0	0	0	0	0
		Betting/Wagering	0	0	0	0	0
		Operating/Promoting Gambling	0	0	0	0	0
		Gambling Equipment Violations	0	0	0	0	0
		Sports Tampering	0	0	0	0	0
		Pornography/Obscene Material	0	0	0	0	0
		Prostitution	0	0	0	0	0
		Prostitution Assisting/Promoting	0	0	0	0	0
		Purchasing Prostitution	0	0	0	0	0
		Weapon Law Violations	0	0	0	0	0
		Total Group A Offenses	0	0	0	0	0
		Crimes Against Society					
		Bad Checks	0	0	0	0	0
		Curfew/Loitering/Vagrancy	0	0	0	0	0
		Disorderly Conduct	0	0	0	0	0
		DUI	1	0	0	0	0
		Family-Non Violent	0	0	0	0	0
		Liquor Law Violations	0	0	0	0	0
		Peeping Tom	0	0	0	0	0
		Trespass	0	0	0	0	0
		All Other Offenses	0	0	0	0	0
		Total Group B	1	0	0	0	0

LaMoure Police Department – 2015

2015 Population Estimate		948	Offenses		Arrests		
Offense Overview		Group A Offenses		Reported	Cleared	Adult	Juvenile
Offense Total	21	Crimes Against Persons					
Number Cleared	18	Murder	0	0	0	0	
Percent Cleared	85.71 %	Negligent Manslaughter	0	0	0	0	
Group A Crimes per 100,000 population	2,215.2	Kidnapping/Abduction	0	0	0	0	
		Rape	0	0	0	0	
		Sodomy	0	0	0	0	
		Sexual Assault W/Object	0	0	0	0	
		Fondling	0	0	0	0	
		Incest	0	0	0	0	
		Statutory Rape	0	0	0	0	
		Aggravated Assault	1	1	1	0	
		Simple Assault	2	0	0	0	
		Intimidation	0	0	0	0	
		Stalking	0	0	0	0	
		Commercial Sex Acts	0	0	0	0	
		Involuntary Servitude	0	0	0	0	
		Crimes Against Property					
		Arson	0	0	0	0	
		Bribery	0	0	0	0	
		Burglary	2	1	1	0	
		Counterfeiting/Forgery	0	0	0	0	
		Destruction/Damage/Vandalism	0	0	0	0	
		Embezzlement	1	1	0	0	
		Extortion/Blackmail	0	0	0	0	
		False Pretenses	0	0	0	0	
		Credit Card/ATM Fraud	0	0	0	0	
		Impersonation	0	0	0	0	
		Welfare Fraud	0	0	0	0	
		Wire Fraud	0	0	0	0	
		Motor Vehicle Theft	0	0	0	0	
		Robbery	0	0	0	0	
		Stolen Property Offenses	0	0	0	0	
		Pocket-picking	0	0	0	0	
		Purse-snatching	0	0	0	0	
		Shoplifting	0	0	0	0	
		Theft From Building	0	0	0	0	
		Theft From Coin Machine	0	0	0	0	
		Theft From Motor Vehicle	0	0	0	0	
		Theft of Motor Vehicle Parts	0	0	0	0	
		All Other Larceny	1	1	1	0	
		Crimes Against Society					
		Drug/Narcotic Violations	7	7	3	2	
		Drug Equipment Violations	5	5	1	0	
		Betting/Wagering	0	0	0	0	
		Operating/Promoting Gambling	0	0	0	0	
		Gambling Equipment Violations	0	0	0	0	
		Sports Tampering	0	0	0	0	
		Pornography/Obscene Material	0	0	0	0	
		Prostitution	0	0	0	0	
		Prostitution Assisting/Promoting	0	0	0	0	
		Purchasing Prostitution	0	0	0	0	
		Weapon Law Violations	2	2	1	0	
		Total Group A Offenses	21	18	8	2	
Domestic Incident Victims							
Offense	Reported	Cleared					
Murder	0	0					
Aggravated Assault	1	1					
Simple Assault	1	0					
Intimidation	0	0					
Stalking	0	0					
Rape	0	0					
Sodomy	0	0					
Sexual Assault W/Object	0	0					
Fondling	0	0					
Incest	0	0					
Statutory Rape	0	0					
Kidnapping/Abduction	0	0					
Total	2	1					
Group B Arrests							
Offense	Adult	Juvenile					
Bad Checks	0	0					
Curfew/Loitering/Vagrancy	0	0					
Disorderly Conduct	0	0					
DUI	5	0					
Family-Non Violent	0	0					
Liquor Law Violations	2	1					
Peeping Tom	0	0					
Trespass	0	0					
All Other Offenses	0	0					
Total Group B	7	1					

Lincoln Police Department – 2015

2015 Population Estimate	3,623	Offenses		Arrests	
Offense Overview		Reported	Cleared	Adult	Juvenile
Offense Total	107	Group A Offenses			
Number Cleared	54	Crimes Against Persons			
Percent Cleared	50.47 %	Murder	0	0	0
Group A Crimes per 100,000 population	2,953.4	Negligent Manslaughter	0	0	0
		Kidnapping/Abduction	0	0	0
		Rape	1	0	0
		Sodomy	0	0	0
		Sexual Assault W/Object	0	0	0
		Fondling	0	0	0
		Incest	0	0	0
		Statutory Rape	0	0	0
		Aggravated Assault	2	2	2
		Simple Assault	7	2	2
		Intimidation	6	0	0
		Stalking	3	0	0
		Commercial Sex Acts	0	0	0
		Involuntary Servitude	0	0	0
		Crimes Against Property			
		Arson	0	0	0
		Bribery	0	0	0
		Burglary	3	0	0
		Counterfeiting/Forgery	1	0	0
		Destruction/Damage/Vandalism	8	1	0
		Embezzlement	0	0	0
		Extortion/Blackmail	0	0	0
		False Pretenses	1	0	0
		Credit Card/ATM Fraud	0	0	0
		Impersonation	0	0	0
		Welfare Fraud	0	0	0
		Wire Fraud	0	0	0
		Motor Vehicle Theft	1	1	0
		Robbery	0	0	0
		Stolen Property Offenses	0	0	0
		Pocket-picking	0	0	0
		Purse-snatching	0	0	0
		Shoplifting	0	0	0
		Theft From Building	1	0	0
		Theft From Coin Machine	0	0	0
		Theft From Motor Vehicle	9	0	0
		Theft of Motor Vehicle Parts	0	0	0
		All Other Larceny	16	1	0
		Crimes Against Society			
		Drug/Narcotic Violations	25	25	19
		Drug Equipment Violations	22	22	10
		Betting/Wagering	0	0	0
		Operating/Promoting Gambling	0	0	0
		Gambling Equipment Violations	0	0	0
		Sports Tampering	0	0	0
		Pornography/Obscene Material	1	0	0
		Prostitution	0	0	0
		Prostitution Assisting/Promoting	0	0	0
		Purchasing Prostitution	0	0	0
		Weapon Law Violations	0	0	0
		Total Group A Offenses	107	54	33
Arrest Overview		Group B Arrests			
Total Arrests	62	Offense	Adult	Juvenile	
Adult Arrests	52	Bad Checks	0	0	
Juvenile Arrests	10	Curfew/Loitering/Vagrancy	0	0	
Unknown Age	0	Disorderly Conduct	1	0	
Arrests per 100,000 population	1,711.3	DUI	12	0	
Average number offenses/incident	1.23	Family-Non Violent	0	2	
		Liquor Law Violations	6	2	
		Peeping Tom	0	0	
		Trespass	0	0	
		All Other Offenses	0	0	
		Total Group B	19	4	

Lisbon Police Department – 2015

2015 Population Estimate	2,138	Offenses		Arrests	
Offense Overview		Reported	Cleared	Adult	Juvenile
		Group A Offenses			
		Crimes Against Persons			
Offense Total	96				
Number Cleared	12	Murder	1	1	1
Percent Cleared	12.50 %	Negligent Manslaughter	0	0	0
Group A Crimes per 100,000 population	4,490.2	Kidnapping/Abduction	0	0	0
		Rape	1	0	0
		Sodomy	0	0	0
		Sexual Assault W/Object	0	0	0
		Fondling	0	0	0
		Incest	0	0	0
		Statutory Rape	0	0	0
		Aggravated Assault	2	0	0
		Simple Assault	8	1	1
		Intimidation	4	0	0
		Stalking	2	0	0
		Commercial Sex Acts	0	0	0
		Involuntary Servitude	0	0	0
		Crimes Against Property			
		Arson	0	0	0
		Bribery	0	0	0
		Burglary	6	1	0
		Counterfeiting/Forgery	2	0	0
		Destruction/Damage/Vandalism	15	0	0
		Embezzlement	0	0	0
		Extortion/Blackmail	0	0	0
		False Pretenses	0	0	0
		Credit Card/ATM Fraud	1	0	0
		Impersonation	0	0	0
		Welfare Fraud	0	0	0
		Wire Fraud	0	0	0
		Motor Vehicle Theft	3	0	0
		Robbery	0	0	0
		Stolen Property Offenses	1	0	0
		Pocket-picking	0	0	0
		Purse-snatching	0	0	0
		Shoplifting	0	0	0
		Theft From Building	5	0	0
		Theft From Coin Machine	0	0	0
		Theft From Motor Vehicle	10	0	0
		Theft of Motor Vehicle Parts	0	0	0
		All Other Larceny	10	0	0
		Crimes Against Society			
		Drug/Narcotic Violations	11	5	4
		Drug Equipment Violations	11	4	2
		Betting/Wagering	0	0	0
		Operating/Promoting Gambling	0	0	0
		Gambling Equipment Violations	0	0	0
		Sports Tampering	0	0	0
		Pornography/Obscene Material	0	0	0
		Prostitution	0	0	0
		Prostitution Assisting/Promoting	0	0	0
		Purchasing Prostitution	0	0	0
		Weapon Law Violations	3	0	0
		Total Group A Offenses	96	12	8
		Total Group B	6	0	0

Domestic Incident Victims		
Offense	Reported	Cleared
Murder	1	1
Aggravated Assault	1	0
Simple Assault	4	1
Intimidation	0	0
Stalking	0	0
Rape	1	0
Sodomy	0	0
Sexual Assault W/Object	0	0
Fondling	0	0
Incest	0	0
Statutory Rape	0	0
Kidnapping/Abduction	0	0
Total	7	2

Group B Arrests		
Offense	Adult	Juvenile
Bad Checks	0	0
Curfew/Loitering/Vagrancy	0	0
Disorderly Conduct	0	0
DUI	5	0
Family-Non Violent	0	0
Liquor Law Violations	1	0
Peeping Tom	0	0
Trespass	0	0
All Other Offenses	0	0
Total Group B	6	0

Mandan Police Department – 2015

2015 Population Estimate	21,448	Offenses		Arrests		
Offense Overview		Reported	Cleared	Adult	Juvenile	
Offense Total	1,909	Group A Offenses				
Number Cleared	572	Crimes Against Persons				
Percent Cleared	29.96 %	Murder	0	0	1	0
Group A Crimes per 100,000 population	8,900.6	Negligent Manslaughter	0	0	0	0
		Kidnapping/Abduction	3	1	2	0
		Rape	16	5	0	2
		Sodomy	4	3	0	1
		Sexual Assault W/Object	5	1	0	0
		Fondling	22	3	3	0
		Incest	0	0	0	0
		Statutory Rape	12	5	3	0
		Aggravated Assault	33	18	15	0
		Simple Assault	236	132	81	25
		Intimidation	102	19	12	1
		Stalking	27	0	0	0
		Commercial Sex Acts	0	0	0	0
		Involuntary Servitude	0	0	0	0
		Crimes Against Property				
		Arson	3	0	0	0
		Bribery	1	1	0	0
		Burglary	77	8	2	0
		Counterfeiting/Forgery	26	10	10	0
		Destruction/Damage/Vandalism	278	22	3	4
		Embezzlement	1	0	0	0
		Extortion/Blackmail	1	1	1	0
		False Pretenses	3	1	0	0
		Credit Card/ATM Fraud	24	3	1	0
		Impersonation	11	2	1	0
		Welfare Fraud	0	0	0	0
		Wire Fraud	13	1	0	0
		Motor Vehicle Theft	77	14	8	0
		Robbery	5	1	0	0
		Stolen Property Offenses	22	18	5	1
		Pocket-picking	0	0	0	0
		Purse-snatching	0	0	0	0
		Shoplifting	77	42	38	6
		Theft From Building	47	12	5	0
		Theft From Coin Machine	1	0	0	0
		Theft From Motor Vehicle	88	3	1	0
		Theft of Motor Vehicle Parts	11	0	0	0
		All Other Larceny	459	58	25	10
		Crimes Against Society				
		Drug/Narcotic Violations	106	90	65	9
		Drug Equipment Violations	108	92	45	4
		Betting/Wagering	0	0	0	0
		Operating/Promoting Gambling	0	0	0	0
		Gambling Equipment Violations	0	0	0	0
		Sports Tampering	0	0	0	0
		Pornography/Obscene Material	2	1	1	0
		Prostitution	0	0	0	0
		Prostitution Assisting/Promoting	0	0	0	0
		Purchasing Prostitution	0	0	0	0
		Weapon Law Violations	8	5	1	2
		Total Group A Offenses	1,909	572	329	65
Arrest Overview		Group B Arrests				
Total Arrests	828	Offense	Adult	Juvenile		
Adult Arrests	633	Bad Checks	0	0		
Juvenile Arrests	195	Curfew/Loitering/Vagrancy	0	2		
Unknown Age	0	Disorderly Conduct	20	36		
Arrests per 100,000 population	3,860.5	DUI	124	0		
Average number offenses/incident	1.15	Family-Non Violent	9	51		
		Liquor Law Violations	40	12		
		Peeping Tom	0	0		
		Trespass	15	9		
		All Other Offenses	96	20		
		Total Group B	304	130		

Medora Police Department – 2015

2015 Population Estimate	138	Offenses		Arrests			
Offense Overview				Reported	Cleared	Adult	Juvenile
		Group A Offenses					
		Crimes Against Persons					
Offense Total	0	Murder	0	0	0	0	0
Number Cleared	0	Negligent Manslaughter	0	0	0	0	0
Percent Cleared	0.00 %	Kidnapping/Abduction	0	0	0	0	0
Group A Crimes per 100,000 population	0.0	Rape	0	0	0	0	0
		Sodomy	0	0	0	0	0
		Sexual Assault W/Object	0	0	0	0	0
		Fondling	0	0	0	0	0
		Incest	0	0	0	0	0
Arrest Overview		Statutory Rape	0	0	0	0	0
Total Arrests	1	Aggravated Assault	0	0	0	0	0
Adult Arrests	1	Simple Assault	0	0	0	0	0
Juvenile Arrests	0	Intimidation	0	0	0	0	0
Unknown Age	0	Stalking	0	0	0	0	0
Arrests per 100,000 population	724.6	Commercial Sex Acts	0	0	0	0	0
		Involuntary Servitude	0	0	0	0	0
Average number offenses/incident	0.00	Crimes Against Property					
		Arson	0	0	0	0	0
		Bribery	0	0	0	0	0
		Burglary	0	0	0	0	0
		Counterfeiting/Forgery	0	0	0	0	0
		Destruction/Damage/Vandalism	0	0	0	0	0
		Embezzlement	0	0	0	0	0
		Extortion/Blackmail	0	0	0	0	0
		False Pretenses	0	0	0	0	0
		Credit Card/ATM Fraud	0	0	0	0	0
		Impersonation	0	0	0	0	0
		Welfare Fraud	0	0	0	0	0
		Wire Fraud	0	0	0	0	0
		Motor Vehicle Theft	0	0	0	0	0
		Robbery	0	0	0	0	0
		Stolen Property Offenses	0	0	0	0	0
		Pocket-picking	0	0	0	0	0
		Purse-snatching	0	0	0	0	0
		Shoplifting	0	0	0	0	0
		Theft From Building	0	0	0	0	0
		Theft From Coin Machine	0	0	0	0	0
		Theft From Motor Vehicle	0	0	0	0	0
		Theft of Motor Vehicle Parts	0	0	0	0	0
		All Other Larceny	0	0	0	0	0
		Crimes Against Society					
		Drug/Narcotic Violations	0	0	0	0	0
		Drug Equipment Violations	0	0	0	0	0
		Betting/Wagering	0	0	0	0	0
		Operating/Promoting Gambling	0	0	0	0	0
		Gambling Equipment Violations	0	0	0	0	0
		Sports Tampering	0	0	0	0	0
		Pornography/Obscene Material	0	0	0	0	0
		Prostitution	0	0	0	0	0
		Prostitution Assisting/Promoting	0	0	0	0	0
		Purchasing Prostitution	0	0	0	0	0
		Weapon Law Violations	0	0	0	0	0
		Total Group A Offenses	0	0	0	0	0

Domestic Incident Victims		
Offense	Reported	Cleared
Murder	0	0
Aggravated Assault	0	0
Simple Assault	0	0
Intimidation	0	0
Stalking	0	0
Rape	0	0
Sodomy	0	0
Sexual Assault W/Object	0	0
Fondling	0	0
Incest	0	0
Statutory Rape	0	0
Kidnapping/Abduction	0	0
Total	0	0

Group B Arrests		
Offense	Adult	Juvenile
Bad Checks	0	0
Curfew/Loitering/Vagrancy	0	0
Disorderly Conduct	0	0
DUI	1	0
Family-Non Violent	0	0
Liquor Law Violations	0	0
Peeping Tom	0	0
Trespass	0	0
All Other Offenses	0	0
Total Group B	1	0

Minot Police Department – 2015

2015 Population Estimate 49,842

Offense Overview

Offense Total 3,460
 Number Cleared 1,383
 Percent Cleared 39.97 %
 Group A Crimes per 100,000
 population 6,941.9

Arrest Overview

Total Arrests 1,660
 Adult Arrests 1,418
 Juvenile Arrests 242
 Unknown Age 0
 Arrests per 100,000 population 3,330.5
 Average number offenses/incident 1.18

Group A Offenses

Crimes Against Persons

	Reported	Cleared	Adult	Juvenile
Murder	3	3	2	0
Negligent Manslaughter	0	0	0	0
Kidnapping/Abduction	1	1	0	0
Rape	40	12	2	0
Sodomy	4	3	0	0
Sexual Assault W/Object	1	0	0	0
Fondling	32	10	2	1
Incest	0	0	0	0
Statutory Rape	4	2	1	0
Aggravated Assault	100	52	37	3
Simple Assault	232	144	79	9
Intimidation	45	22	10	0
Stalking	8	3	1	0
Commercial Sex Acts	0	0	0	0
Involuntary Servitude	0	0	0	0

Crimes Against Property

Arson	8	2	1	1
Bribery	0	0	0	0
Burglary	392	38	9	6
Counterfeiting/Forgery	123	14	6	0
Destruction/Damage/Vandalism	198	39	8	19
Embezzlement	18	1	2	0
Extortion/Blackmail	0	0	0	0
False Pretenses	60	11	7	0
Credit Card/ATM Fraud	81	7	1	0
Impersonation	31	3	1	0
Welfare Fraud	0	0	0	0
Wire Fraud	9	2	0	0
Motor Vehicle Theft	165	31	8	3
Robbery	26	4	3	2
Stolen Property Offenses	49	36	24	1
Pocket-picking	3	0	0	0
Purse-snatching	7	0	0	0
Shoplifting	285	207	177	31
Theft From Building	53	8	1	0
Theft From Coin Machine	2	0	0	0
Theft From Motor Vehicle	320	13	7	0
Theft of Motor Vehicle Parts	31	1	2	0
All Other Larceny	400	77	33	17

Domestic Incident Victims

Offense	Reported	Cleared
Murder	1	1
Aggravated Assault	54	31
Simple Assault	159	111
Intimidation	17	14
Stalking	3	2
Rape	12	4
Sodomy	3	2
Sexual Assault W/Object	0	0
Fondling	10	2
Incest	0	0
Statutory Rape	1	0
Kidnapping/Abduction	1	1
Total	261	168

Group B Arrests

Offense	Adult	Juvenile
Bad Checks	0	0
Curfew/Loitering/Vagrancy	0	0
Disorderly Conduct	41	52
DUI	317	3
Family-Non Violent	5	0
Liquor Law Violations	57	27
Peeping Tom	0	0
Trespass	29	2
All Other Offenses	189	14
Total Group B	638	98

Crimes Against Society

Drug/Narcotic Violations	323	293	186	27
Drug Equipment Violations	319	293	136	20
Betting/Wagering	0	0	0	0
Operating/Promoting Gambling	0	0	0	0
Gambling Equipment Violations	0	0	0	0
Sports Tampering	0	0	0	0
Pornography/Obscene Material	9	4	2	0
Prostitution	18	5	5	0
Prostitution Assisting/Promoting	8	6	6	0
Purchasing Prostitution	0	0	0	0
Weapon Law Violations	52	36	21	4

Total Group A Offenses

3,460 1,383 780 144

Napoleon Police Department – 2015

2015 Population Estimate	781	Offenses		Arrests	
Offense Overview	Group A Offenses	Reported	Cleared	Adult	Juvenile
Offense Total	2	Crimes Against Persons			
Number Cleared	2	Murder	0	0	0
Percent Cleared	100.00 %	Negligent Manslaughter	0	0	0
Group A Crimes per 100,000 population	256.1	Kidnapping/Abduction	0	0	0
		Rape	0	0	0
		Sodomy	0	0	0
		Sexual Assault W/Object	0	0	0
		Fondling	0	0	0
		Incest	0	0	0
		Statutory Rape	0	0	0
		Aggravated Assault	0	0	0
		Simple Assault	1	1	1
		Intimidation	0	0	0
		Stalking	0	0	0
		Commercial Sex Acts	0	0	0
		Involuntary Servitude	0	0	0
		Crimes Against Property			
		Arson	0	0	0
		Bribery	0	0	0
		Burglary	1	1	0
		Counterfeiting/Forgery	0	0	0
		Destruction/Damage/Vandalism	0	0	0
		Embezzlement	0	0	0
		Extortion/Blackmail	0	0	0
		False Pretenses	0	0	0
		Credit Card/ATM Fraud	0	0	0
		Impersonation	0	0	0
		Welfare Fraud	0	0	0
		Wire Fraud	0	0	0
		Motor Vehicle Theft	0	0	0
		Robbery	0	0	0
		Stolen Property Offenses	0	0	0
		Pocket-picking	0	0	0
		Purse-snatching	0	0	0
		Shoplifting	0	0	0
		Theft From Building	0	0	0
		Theft From Coin Machine	0	0	0
		Theft From Motor Vehicle	0	0	0
		Theft of Motor Vehicle Parts	0	0	0
		All Other Larceny	0	0	0
		Crimes Against Society			
		Drug/Narcotic Violations	0	0	0
		Drug Equipment Violations	0	0	0
		Betting/Wagering	0	0	0
		Operating/Promoting Gambling	0	0	0
		Gambling Equipment Violations	0	0	0
		Sports Tampering	0	0	0
		Pornography/Obscene Material	0	0	0
		Prostitution	0	0	0
		Prostitution Assisting/Promoting	0	0	0
		Purchasing Prostitution	0	0	0
		Weapon Law Violations	0	0	0
		Total Group A Offenses	2	2	1
		Total Group B Arrests	11	0	0

Domestic Incident Victims		
Offense	Reported	Cleared
Murder	0	0
Aggravated Assault	0	0
Simple Assault	1	1
Intimidation	0	0
Stalking	0	0
Rape	0	0
Sodomy	0	0
Sexual Assault W/Object	0	0
Fondling	0	0
Incest	0	0
Statutory Rape	0	0
Kidnapping/Abduction	0	0
Total	1	1

Group B Arrests		
Offense	Adult	Juvenile
Bad Checks	0	0
Curfew/Loitering/Vagrancy	0	0
Disorderly Conduct	7	0
DUI	3	0
Family-Non Violent	0	0
Liquor Law Violations	0	0
Peeping Tom	0	0
Trespass	1	0
All Other Offenses	0	0
Total Group B	11	0

ND State College of Science PD – 2015

2015 Population Estimate		N/A		Offenses		Arrests	
Offense Overview		Group A Offenses		Reported	Cleared	Adult	Juvenile
Offense Total	55	Crimes Against Persons					
Number Cleared	14	Murder	0	0	0	0	
Percent Cleared	25.45 %	Negligent Manslaughter	0	0	0	0	
Group A Crimes per 100,000 population	N/A	Kidnapping/Abduction	1	1	0	0	
		Rape	0	0	0	0	
		Sodomy	0	0	0	0	
		Sexual Assault W/Object	0	0	0	0	
		Fondling	2	2	0	1	
		Incest	0	0	0	0	
		Statutory Rape	0	0	0	0	
		Aggravated Assault	0	0	0	0	
		Simple Assault	3	2	3	1	
		Intimidation	1	1	2	0	
		Stalking	0	0	0	0	
		Commercial Sex Acts	0	0	0	0	
		Involuntary Servitude	0	0	0	0	
		Crimes Against Property					
		Arson	0	0	0	0	
		Bribery	0	0	0	0	
		Burglary	3	1	0	0	
		Counterfeiting/Forgery	0	0	0	0	
		Destruction/Damage/Vandalism	17	2	3	0	
		Embezzlement	0	0	0	0	
		Extortion/Blackmail	0	0	0	0	
		False Pretenses	1	0	0	0	
		Credit Card/ATM Fraud	0	0	0	0	
		Impersonation	0	0	0	0	
		Welfare Fraud	0	0	0	0	
		Wire Fraud	0	0	0	0	
		Motor Vehicle Theft	0	0	0	0	
		Robbery	0	0	0	0	
		Stolen Property Offenses	0	0	1	0	
		Pocket-picking	0	0	0	0	
		Purse-snatching	0	0	0	0	
		Shoplifting	0	0	0	0	
		Theft From Building	3	0	0	0	
		Theft From Coin Machine	0	0	0	0	
		Theft From Motor Vehicle	4	0	0	0	
		Theft of Motor Vehicle Parts	0	0	0	0	
		All Other Larceny	17	2	1	0	
		Crimes Against Society					
		Drug/Narcotic Violations	2	2	2	0	
		Drug Equipment Violations	1	1	0	0	
		Betting/Wagering	0	0	0	0	
		Operating/Promoting Gambling	0	0	0	0	
		Gambling Equipment Violations	0	0	0	0	
		Sports Tampering	0	0	0	0	
		Pornography/Obscene Material	0	0	0	0	
		Prostitution	0	0	0	0	
		Prostitution Assisting/Promoting	0	0	0	0	
		Purchasing Prostitution	0	0	0	0	
		Weapon Law Violations	0	0	0	0	
		Total Group A Offenses	55	14	12	2	
Average number offenses/incident	1.08	Crimes Against Society					
Domestic Incident Victims							
Offense	Reported	Cleared					
Murder	0	0					
Aggravated Assault	0	0					
Simple Assault	0	0					
Intimidation	0	0					
Stalking	0	0					
Rape	0	0					
Sodomy	0	0					
Sexual Assault W/Object	0	0					
Fondling	0	0					
Incest	0	0					
Statutory Rape	0	0					
Kidnapping/Abduction	0	0					
Total	0	0					
Group B Arrests							
Offense	Adult	Juvenile					
Bad Checks	0	0					
Curfew/Loitering/Vagrancy	0	0					
Disorderly Conduct	1	0					
DUI	0	0					
Family-Non Violent	0	0					
Liquor Law Violations	2	0					
Peeping Tom	0	0					
Trespass	0	0					
All Other Offenses	0	0					
Total Group B	3	0					

ND State University PD – 2015

2015 Population Estimate		N/A		Offenses		Arrests	
Offense Overview		Group A Offenses		Reported	Cleared	Adult	Juvenile
Offense Total	282	Crimes Against Persons					
Number Cleared	49	Murder	0	0	0	0	
Percent Cleared	17.38 %	Negligent Manslaughter	0	0	0	0	
Group A Crimes per 100,000 population	N/A	Kidnapping/Abduction	0	0	0	0	
		Rape	1	1	0	0	
		Sodomy	0	0	0	0	
		Sexual Assault W/Object	0	0	0	0	
		Fondling	0	0	0	0	
		Incest	0	0	0	0	
		Statutory Rape	0	0	0	0	
		Aggravated Assault	0	0	0	0	
		Simple Assault	1	1	1	0	
		Intimidation	0	0	0	0	
		Stalking	2	1	1	0	
		Commercial Sex Acts	0	0	0	0	
		Involuntary Servitude	0	0	0	0	
		Crimes Against Property					
		Arson	0	0	0	0	
		Bribery	0	0	0	0	
		Burglary	9	1	0	0	
		Counterfeiting/Forgery	2	0	0	0	
		Destruction/Damage/Vandalism	72	2	1	0	
		Embezzlement	0	0	0	0	
		Extortion/Blackmail	0	0	0	0	
		False Pretenses	5	3	2	0	
		Credit Card/ATM Fraud	4	0	0	0	
		Impersonation	2	0	0	0	
		Welfare Fraud	0	0	0	0	
		Wire Fraud	1	0	0	0	
		Motor Vehicle Theft	3	0	0	0	
		Robbery	0	0	0	0	
		Stolen Property Offenses	2	1	0	0	
		Pocket-picking	0	0	0	0	
		Purse-snatching	0	0	0	0	
		Shoplifting	0	0	0	0	
		Theft From Building	11	0	0	0	
		Theft From Coin Machine	0	0	0	0	
		Theft From Motor Vehicle	12	0	0	0	
		Theft of Motor Vehicle Parts	1	0	0	0	
		All Other Larceny	116	4	3	0	
		Crimes Against Society					
		Drug/Narcotic Violations	19	18	13	1	
		Drug Equipment Violations	19	17	9	0	
		Betting/Wagering	0	0	0	0	
		Operating/Promoting Gambling	0	0	0	0	
		Gambling Equipment Violations	0	0	0	0	
		Sports Tampering	0	0	0	0	
		Pornography/Obscene Material	0	0	0	0	
		Prostitution	0	0	0	0	
		Prostitution Assisting/Promoting	0	0	0	0	
		Purchasing Prostitution	0	0	0	0	
		Weapon Law Violations	0	0	0	0	
		Total Group A Offenses	282	49	30	1	
Average number offenses/incident	1.15	Group B Arrests					
		Offense	Adult	Juvenile			
		Bad Checks	0	0			
		Curfew/Loitering/Vagrancy	0	0			
		Disorderly Conduct	3	0			
		DUI	11	0			
		Family-Non Violent	0	0			
		Liquor Law Violations	119	2			
		Peeping Tom	0	0			
		Trespass	5	0			
		All Other Offenses	2	0			
		Total Group B	140	2			

New Town Police Department – 2015

2015 Population Estimate	2,531	Offenses		Arrests	
Offense Overview		Reported	Cleared	Adult	Juvenile
		Group A Offenses			
		Crimes Against Persons			
Offense Total	51				
Number Cleared	39				
Percent Cleared	76.47 %				
Group A Crimes per 100,000 population	2,015.0				
		Murder	0	0	0
		Negligent Manslaughter	0	0	0
		Kidnapping/Abduction	0	0	0
		Rape	0	0	0
		Sodomy	0	0	0
		Sexual Assault W/Object	0	0	0
		Fondling	0	0	0
		Incest	0	0	0
		Statutory Rape	0	0	0
		Aggravated Assault	1	1	1
		Simple Assault	9	7	7
		Intimidation	3	2	1
		Stalking	0	0	0
		Commercial Sex Acts	0	0	0
		Involuntary Servitude	0	0	0
		Crimes Against Property			
		Arson	0	0	0
		Bribery	0	0	0
		Burglary	0	0	0
		Counterfeiting/Forgery	0	0	0
		Destruction/Damage/Vandalism	4	2	2
		Embezzlement	1	0	0
		Extortion/Blackmail	0	0	0
		False Pretenses	0	0	0
		Credit Card/ATM Fraud	0	0	0
		Impersonation	0	0	0
		Welfare Fraud	0	0	0
		Wire Fraud	0	0	0
		Motor Vehicle Theft	0	0	0
		Robbery	0	0	0
		Stolen Property Offenses	2	1	1
		Pocket-picking	0	0	0
		Purse-snatching	0	0	0
		Shoplifting	0	0	0
		Theft From Building	0	0	0
		Theft From Coin Machine	0	0	0
		Theft From Motor Vehicle	1	0	0
		Theft of Motor Vehicle Parts	0	0	0
		All Other Larceny	2	0	0
		Crimes Against Society			
		Drug/Narcotic Violations	15	14	13
		Drug Equipment Violations	11	10	2
		Betting/Wagering	0	0	0
		Operating/Promoting Gambling	0	0	0
		Gambling Equipment Violations	0	0	0
		Sports Tampering	0	0	0
		Pornography/Obscene Material	0	0	0
		Prostitution	0	0	0
		Prostitution Assisting/Promoting	0	0	0
		Purchasing Prostitution	0	0	0
		Weapon Law Violations	2	2	1
		Total Group A Offenses	51	39	28
		Total Group B	50	0	0
Arrest Overview					
Total Arrests	79				
Adult Arrests	78				
Juvenile Arrests	1				
Unknown Age	0				
Arrests per 100,000 population	3,121.3				
Average number offenses/incident	1.31				
Domestic Incident Victims					
Offense	Reported	Cleared			
Murder	0	0			
Aggravated Assault	0	0			
Simple Assault	7	6			
Intimidation	1	0			
Stalking	0	0			
Rape	0	0			
Sodomy	0	0			
Sexual Assault W/Object	0	0			
Fondling	0	0			
Incest	0	0			
Statutory Rape	0	0			
Kidnapping/Abduction	0	0			
Total	8	6			
Group B Arrests					
Offense	Adult	Juvenile			
Bad Checks	0	0			
Curfew/Loitering/Vagrancy	0	0			
Disorderly Conduct	2	0			
DUI	42	0			
Family-Non Violent	1	0			
Liquor Law Violations	0	0			
Peeping Tom	0	0			
Trespass	0	0			
All Other Offenses	5	0			
Total Group B	50	0			

Rugby Police Department – 2015

2015 Population Estimate	2,919	Offenses		Arrests			
Offense Overview				Reported	Cleared	Adult	Juvenile
		Group A Offenses					
		Crimes Against Persons					
Offense Total	140	Murder	0	0	0	0	0
Number Cleared	51	Negligent Manslaughter	0	0	0	0	0
Percent Cleared	36.43 %	Kidnapping/Abduction	4	0	0	0	0
Group A Crimes per 100,000 population	4,796.2	Rape	0	0	0	0	0
		Sodomy	0	0	0	0	0
		Sexual Assault W/Object	0	0	0	0	0
		Fondling	0	0	0	0	0
		Incest	0	0	0	0	0
		Statutory Rape	0	0	0	0	0
		Aggravated Assault	4	2	1	0	0
		Simple Assault	17	8	5	0	0
		Intimidation	1	1	1	0	0
		Stalking	0	0	0	0	0
		Commercial Sex Acts	0	0	0	0	0
Arrests per 100,000 population	2,809.2	Involuntary Servitude	0	0	0	0	0
		Crimes Against Property					
		Arson	0	0	0	0	0
		Bribery	0	0	0	0	0
		Burglary	10	4	1	0	0
		Counterfeiting/Forgery	5	1	0	0	0
		Destruction/Damage/Vandalism	13	0	0	0	0
		Embezzlement	0	0	0	0	0
		Extortion/Blackmail	0	0	0	0	0
		False Pretenses	0	0	0	0	0
		Credit Card/ATM Fraud	1	0	0	0	0
		Impersonation	0	0	0	0	0
		Welfare Fraud	0	0	0	0	0
		Wire Fraud	1	0	0	0	0
		Motor Vehicle Theft	6	3	2	0	0
		Robbery	0	0	0	0	0
		Stolen Property Offenses	5	3	1	0	0
		Pocket-picking	0	0	0	0	0
		Purse-snatching	0	0	0	0	0
		Shoplifting	2	1	1	0	0
		Theft From Building	18	1	1	0	0
		Theft From Coin Machine	0	0	0	0	0
		Theft From Motor Vehicle	13	9	1	0	0
		Theft of Motor Vehicle Parts	0	0	0	0	0
		All Other Larceny	19	2	2	0	0
		Crimes Against Society					
		Drug/Narcotic Violations	8	6	7	0	0
		Drug Equipment Violations	12	10	4	0	0
		Betting/Wagering	0	0	0	0	0
		Operating/Promoting Gambling	0	0	0	0	0
		Gambling Equipment Violations	0	0	0	0	0
		Sports Tampering	0	0	0	0	0
		Pornography/Obscene Material	0	0	0	0	0
		Prostitution	0	0	0	0	0
		Prostitution Assisting/Promoting	1	0	0	0	0
		Purchasing Prostitution	0	0	0	0	0
		Weapon Law Violations	0	0	0	0	0
		Total Group A Offenses	140	51	27	0	0
Domestic Incident Victims							
Offense	Reported	Cleared					
Murder	0	0					
Aggravated Assault	1	1					
Simple Assault	4	2					
Intimidation	0	0					
Stalking	0	0					
Rape	0	0					
Sodomy	0	0					
Sexual Assault W/Object	0	0					
Fondling	0	0					
Incest	0	0					
Statutory Rape	0	0					
Kidnapping/Abduction	0	0					
Total	5	3					
Group B Arrests							
Offense	Adult	Juvenile					
Bad Checks	0	0					
Curfew/Loitering/Vagrancy	0	0					
Disorderly Conduct	7	0					
DUI	16	0					
Family-Non Violent	2	0					
Liquor Law Violations	15	2					
Peeping Tom	0	0					
Trespass	0	2					
All Other Offenses	11	0					
Total Group B	51	4					

Steele Police Department – 2015

2015 Population Estimate	709	Offenses		Arrests				
Offense Overview		Group A Offenses		Reported	Cleared	Adult	Juvenile	
Offense Total	19	Crimes Against Persons						
Number Cleared	5	Murder	0	0	0	0	0	
Percent Cleared	26.32 %	Negligent Manslaughter	0	0	0	0	0	
Group A Crimes per 100,000 population	2,679.8	Kidnapping/Abduction	0	0	0	0	0	
Arrest Overview		Rape	0	0	0	0	0	
		Sodomy	0	0	0	0	0	
		Sexual Assault W/Object	0	0	0	0	0	
		Fondling	0	0	0	0	0	
		Incest	0	0	0	0	0	
		Total Arrests	6	Statutory Rape	0	0	0	0
		Adult Arrests	4	Aggravated Assault	0	0	0	0
		Juvenile Arrests	2	Simple Assault	2	2	2	0
		Unknown Age	0	Intimidation	2	1	1	0
		Arrests per 100,000 population	846.3	Stalking	0	0	0	0
Average number offenses/incident	1.00	Commercial Sex Acts	0	0	0	0		
Domestic Incident Victims		Involuntary Servitude	0	0	0	0	0	
		Crimes Against Property						
		Arson	0	0	0	0	0	
		Bribery	0	0	0	0	0	
		Burglary	3	0	0	0	0	
		Counterfeiting/Forgery	0	0	0	0	0	
		Destruction/Damage/Vandalism	4	1	0	1	1	
		Embezzlement	0	0	0	0	0	
		Extortion/Blackmail	0	0	0	0	0	
		False Pretenses	0	0	0	0	0	
Credit Card/ATM Fraud	0	0	0	0	0			
Impersonation	0	0	0	0	0			
Welfare Fraud	0	0	0	0	0			
Wire Fraud	0	0	0	0	0			
Motor Vehicle Theft	0	0	0	0	0			
Robbery	0	0	0	0	0			
Stolen Property Offenses	0	0	0	0	0			
Pocket-picking	0	0	0	0	0			
Purse-snatching	0	0	0	0	0			
Shoplifting	1	0	0	0	0			
Theft From Building	3	0	0	0	0			
Theft From Coin Machine	0	0	0	0	0			
Theft From Motor Vehicle	1	0	0	0	0			
Theft of Motor Vehicle Parts	0	0	0	0	0			
All Other Larceny	3	1	1	1	0			
Group B Arrests		Crimes Against Society						
		Drug/Narcotic Violations	0	0	0	0	0	
		Drug Equipment Violations	0	0	0	0	0	
		Betting/Wagering	0	0	0	0	0	
		Operating/Promoting Gambling	0	0	0	0	0	
		Gambling Equipment Violations	0	0	0	0	0	
		Sports Tampering	0	0	0	0	0	
		Pornography/Obscene Material	0	0	0	0	0	
		Prostitution	0	0	0	0	0	
		Prostitution Assisting/Promoting	0	0	0	0	0	
Purchasing Prostitution	0	0	0	0	0			
Weapon Law Violations	0	0	0	0	0			
Total Group B		Total Group A Offenses		19	5	4	1	

Surrey Police Department – 2015

2015 Population Estimate		1,290		Offenses		Arrests		
Offense Overview		Group A Offenses		Reported	Cleared	Adult	Juvenile	
Offense Total	32	Crimes Against Persons						
Number Cleared	14	Murder	0	0	0	0	0	
Percent Cleared	43.75 %	Negligent Manslaughter	0	0	0	0	0	
Group A Crimes per 100,000 population	2,480.6	Kidnapping/Abduction	0	0	0	0	0	
		Rape	0	0	0	0	0	
		Sodomy	0	0	0	0	0	
		Sexual Assault W/Object	0	0	0	0	0	
		Fondling	0	0	0	0	0	
		Incest	0	0	0	0	0	
		Statutory Rape	0	0	0	0	0	
		Aggravated Assault	1	1	1	0	0	
		Simple Assault	2	1	1	0	0	
		Intimidation	1	0	0	0	0	
		Stalking	1	0	0	0	0	
		Commercial Sex Acts	0	0	0	0	0	
		Involuntary Servitude	0	0	0	0	0	
		Crimes Against Property						
		Arson	0	0	0	0	0	
		Bribery	0	0	0	0	0	
		Burglary	1	0	0	0	0	
		Counterfeiting/Forgery	0	0	0	0	0	
		Destruction/Damage/Vandalism	5	0	0	0	0	
		Embezzlement	0	0	0	0	0	
		Extortion/Blackmail	1	0	0	0	0	
		False Pretenses	1	0	0	0	0	
		Credit Card/ATM Fraud	1	0	0	0	0	
		Impersonation	0	0	0	0	0	
		Welfare Fraud	0	0	0	0	0	
		Wire Fraud	1	0	0	0	0	
		Motor Vehicle Theft	0	0	0	0	0	
		Robbery	0	0	0	0	0	
		Stolen Property Offenses	1	1	1	0	0	
		Pocket-picking	0	0	0	0	0	
		Purse-snatching	0	0	0	0	0	
		Shoplifting	0	0	0	0	0	
		Theft From Building	1	0	0	0	0	
		Theft From Coin Machine	0	0	0	0	0	
		Theft From Motor Vehicle	1	0	0	0	0	
		Theft of Motor Vehicle Parts	2	0	0	0	0	
		All Other Larceny	1	0	0	0	0	
		Crimes Against Society						
		Drug/Narcotic Violations	6	6	4	2		
		Drug Equipment Violations	5	5	2	0		
		Betting/Wagering	0	0	0	0		
		Operating/Promoting Gambling	0	0	0	0		
		Gambling Equipment Violations	0	0	0	0		
		Sports Tampering	0	0	0	0		
		Pornography/Obscene Material	0	0	0	0		
		Prostitution	0	0	0	0		
		Prostitution Assisting/Promoting	0	0	0	0		
		Purchasing Prostitution	0	0	0	0		
		Weapon Law Violations	0	0	0	0		
		Total Group A Offenses	32	14	9	2		
		Group B Arrests						
Offense	Adult	Juvenile						
Bad Checks	0	0						
Curfew/Loitering/Vagrancy	0	0						
Disorderly Conduct	1	0						
DUI	15	0						
Family-Non Violent	0	0						
Liquor Law Violations	1	0						
Peeping Tom	0	0						
Trespass	0	0						
All Other Offenses	1	0						
Total Group B	18	0						

Thompson Police Department – 2015

2015 Population Estimate	1,015	Offenses		Arrests	
Offense Overview		Reported	Cleared	Adult	Juvenile
		Group A Offenses			
		Crimes Against Persons			
Offense Total	6				
Number Cleared	1	Murder	0	0	0
Percent Cleared	16.67 %	Negligent Manslaughter	0	0	0
		Kidnapping/Abduction	0	0	0
Group A Crimes per 100,000 population	591.1	Rape	0	0	0
		Sodomy	0	0	0
		Sexual Assault W/Object	0	0	0
		Fondling	0	0	0
		Incest	0	0	0
		Statutory Rape	0	0	0
		Aggravated Assault	0	0	0
		Simple Assault	1	1	0
		Intimidation	0	0	0
		Stalking	0	0	0
		Commercial Sex Acts	0	0	0
		Involuntary Servitude	0	0	0
		Crimes Against Property			
		Arson	0	0	0
		Bribery	0	0	0
		Burglary	0	0	0
		Counterfeiting/Forgery	0	0	0
		Destruction/Damage/Vandalism	2	0	0
		Embezzlement	0	0	0
		Extortion/Blackmail	0	0	0
		False Pretenses	0	0	0
		Credit Card/ATM Fraud	1	0	0
		Impersonation	0	0	0
		Welfare Fraud	0	0	0
		Wire Fraud	0	0	0
		Motor Vehicle Theft	0	0	0
		Robbery	0	0	0
		Stolen Property Offenses	0	0	0
		Pocket-picking	0	0	0
		Purse-snatching	0	0	0
		Shoplifting	0	0	0
		Theft From Building	0	0	0
		Theft From Coin Machine	0	0	0
		Theft From Motor Vehicle	0	0	0
		Theft of Motor Vehicle Parts	0	0	0
		All Other Larceny	2	0	0
		Crimes Against Society			
		Drug/Narcotic Violations	0	0	0
		Drug Equipment Violations	0	0	0
		Betting/Wagering	0	0	0
		Operating/Promoting Gambling	0	0	0
		Gambling Equipment Violations	0	0	0
		Sports Tampering	0	0	0
		Pornography/Obscene Material	0	0	0
		Prostitution	0	0	0
		Prostitution Assisting/Promoting	0	0	0
		Purchasing Prostitution	0	0	0
		Weapon Law Violations	0	0	0
		Total Group A Offenses	6	1	0
		Total Group B	1	0	1

Domestic Incident Victims		
Offense	Reported	Cleared
Murder	0	0
Aggravated Assault	0	0
Simple Assault	1	1
Intimidation	0	0
Stalking	0	0
Rape	0	0
Sodomy	0	0
Sexual Assault W/Object	0	0
Fondling	0	0
Incest	0	0
Statutory Rape	0	0
Kidnapping/Abduction	0	0
Total	1	1

Group B Arrests		
Offense	Adult	Juvenile
Bad Checks	0	0
Curfew/Loitering/Vagrancy	0	0
Disorderly Conduct	0	0
DUI	1	0
Family-Non Violent	0	0
Liquor Law Violations	0	0
Peeping Tom	0	0
Trespass	0	0
All Other Offenses	0	0
Total Group B	1	0

Tioga Police Department – 2015

2015 Population Estimate	1,709	Offenses		Arrests	
Offense Overview		Reported	Cleared	Adult	Juvenile
Offense Total	134	Crimes Against Persons			
Number Cleared	56	Murder	0	0	0
Percent Cleared	41.79 %	Negligent Manslaughter	0	0	0
Group A Crimes per 100,000 population	7,840.8	Kidnapping/Abduction	0	0	0
		Rape	2	0	0
		Sodomy	0	0	0
		Sexual Assault W/Object	0	0	0
		Fondling	0	0	0
		Incest	0	0	0
		Statutory Rape	1	0	0
		Aggravated Assault	4	0	0
		Simple Assault	24	12	11
		Intimidation	3	2	2
		Stalking	0	0	0
		Commercial Sex Acts	0	0	0
		Involuntary Servitude	0	0	0
		Crimes Against Property			
		Arson	0	0	0
		Bribery	0	0	0
		Burglary	2	0	0
		Counterfeiting/Forgery	4	1	2
		Destruction/Damage/Vandalism	13	2	1
		Embezzlement	0	0	0
		Extortion/Blackmail	0	0	0
		False Pretenses	1	0	0
		Credit Card/ATM Fraud	3	0	0
		Impersonation	1	0	0
		Welfare Fraud	0	0	0
		Wire Fraud	3	0	0
		Motor Vehicle Theft	3	0	0
		Robbery	0	0	0
		Stolen Property Offenses	1	1	0
		Pocket-picking	0	0	0
		Purse-snatching	0	0	0
		Shoplifting	4	0	0
		Theft From Building	5	1	1
		Theft From Coin Machine	0	0	0
		Theft From Motor Vehicle	3	0	0
		Theft of Motor Vehicle Parts	1	0	0
		All Other Larceny	13	0	0
		Crimes Against Society			
		Drug/Narcotic Violations	15	13	10
		Drug Equipment Violations	19	17	11
		Betting/Wagering	0	0	0
		Operating/Promoting Gambling	0	0	0
		Gambling Equipment Violations	0	0	0
		Sports Tampering	0	0	0
		Pornography/Obscene Material	2	0	0
		Prostitution	0	0	0
		Prostitution Assisting/Promoting	0	0	0
		Purchasing Prostitution	0	0	0
		Weapon Law Violations	7	7	5
		Total Group A Offenses	134	56	43
Arrest Overview		Total Group B	81	3	0
Total Arrests	127	Offense	Adult	Juvenile	
Adult Arrests	124	Bad Checks	0	0	
Juvenile Arrests	3	Curfew/Loitering/Vagrancy	0	0	
Unknown Age	0	Disorderly Conduct	11	0	
Arrests per 100,000 population	7,431.2	DUI	47	0	
Average number offenses/incident	1.23	Family-Non Violent	0	0	
		Liquor Law Violations	13	3	
		Peeping Tom	0	0	
		Trespass	2	0	
		All Other Offenses	8	0	

University of North Dakota PD – 2015

2015 Population Estimate		N/A		Offenses		Arrests	
Offense Overview		Group A Offenses		Reported	Cleared	Adult	Juvenile
Offense Total	372	Crimes Against Persons					
Number Cleared	134	Murder	0	0	0	0	
Percent Cleared	36.02 %	Negligent Manslaughter	0	0	0	0	
Group A Crimes per 100,000 population	N/A	Kidnapping/Abduction	0	0	0	0	
		Rape	1	0	0	0	
		Sodomy	0	0	0	0	
		Sexual Assault W/Object	1	0	0	0	
		Fondling	2	0	0	0	
		Incest	0	0	0	0	
		Statutory Rape	0	0	0	0	
		Aggravated Assault	1	1	1	0	
		Simple Assault	21	12	9	1	
		Intimidation	6	1	0	0	
		Stalking	2	0	0	0	
		Commercial Sex Acts	0	0	0	0	
		Involuntary Servitude	0	0	0	0	
		Crimes Against Property					
		Arson	0	0	0	0	
		Bribery	0	0	0	0	
		Burglary	7	0	0	0	
		Counterfeiting/Forgery	3	0	0	0	
		Destruction/Damage/Vandalism	80	6	6	0	
		Embezzlement	0	0	0	0	
		Extortion/Blackmail	0	0	0	0	
		False Pretenses	4	1	1	0	
		Credit Card/ATM Fraud	0	0	0	0	
		Impersonation	1	0	0	0	
		Welfare Fraud	0	0	0	0	
		Wire Fraud	3	0	0	0	
		Motor Vehicle Theft	3	2	1	0	
		Robbery	0	0	0	0	
		Stolen Property Offenses	3	0	0	0	
		Pocket-picking	0	0	0	0	
		Purse-snatching	0	0	0	0	
		Shoplifting	1	0	0	0	
		Theft From Building	16	1	0	0	
		Theft From Coin Machine	1	0	0	0	
		Theft From Motor Vehicle	15	1	1	0	
		Theft of Motor Vehicle Parts	10	1	0	0	
		All Other Larceny	76	2	3	0	
		Crimes Against Society					
		Drug/Narcotic Violations	64	59	41	6	
		Drug Equipment Violations	47	45	35	6	
		Betting/Wagering	0	0	0	0	
		Operating/Promoting Gambling	0	0	0	0	
		Gambling Equipment Violations	0	0	0	0	
		Sports Tampering	0	0	0	0	
		Pornography/Obscene Material	1	0	0	0	
		Prostitution	0	0	0	0	
		Prostitution Assisting/Promoting	0	0	0	0	
		Purchasing Prostitution	0	0	0	0	
		Weapon Law Violations	3	2	0	0	
		Total Group A Offenses	372	134	98	13	
Average number offenses/incident	1.16						
Domestic Incident Victims							
Offense	Reported	Cleared					
Murder	0	0					
Aggravated Assault	0	0					
Simple Assault	0	0					
Intimidation	0	0					
Stalking	0	0					
Rape	0	0					
Sodomy	0	0					
Sexual Assault W/Object	0	0					
Fondling	0	0					
Incest	0	0					
Statutory Rape	0	0					
Kidnapping/Abduction	0	0					
Total	0	0					
Group B Arrests							
Offense	Adult	Juvenile					
Bad Checks	0	0					
Curfew/Loitering/Vagrancy	0	3					
Disorderly Conduct	10	1					
DUI	77	1					
Family-Non Violent	0	0					
Liquor Law Violations	304	8					
Peeping Tom	0	0					
Trespass	7	0					
All Other Offenses	23	0					
Total Group B	421	13					

Valley City Police Department – 2015

2015 Population Estimate	6,692	Offenses		Arrests	
Offense Overview		Reported	Cleared	Adult	Juvenile
		Group A Offenses			
		Crimes Against Persons			
Offense Total	484	0	0	0	0
Number Cleared	172	0	0	0	0
Percent Cleared	35.54 %	1	1	0	0
Group A Crimes per 100,000 population	7,232.5	2	2	0	1
		0	0	0	0
		0	0	0	0
		6	1	1	0
		1	0	0	0
		1	0	0	0
		16	11	5	0
		80	45	17	2
		13	3	0	0
		5	2	0	0
		0	0	0	0
		0	0	0	0
		Crimes Against Property			
		0	0	0	0
		0	0	0	0
		31	6	1	0
		6	0	0	0
		60	7	0	0
		0	0	0	0
		1	0	0	0
		6	1	0	0
		6	0	0	0
		0	0	0	0
		1	0	0	0
		0	0	0	0
		4	3	2	0
		2	1	0	0
		8	4	1	0
		0	0	0	0
		0	0	0	0
		5	1	0	0
		14	1	2	0
		0	0	0	0
		30	2	1	0
		1	0	0	0
		85	6	1	0
		Crimes Against Society			
		47	35	30	4
		42	32	11	0
		0	0	0	0
		0	0	0	0
		0	0	0	0
		0	0	0	0
		3	2	0	0
		0	0	0	0
		0	0	0	0
		0	0	0	0
		0	0	0	0
		7	6	3	0
		484	172	75	7
Domestic Incident Victims					
Offense	Reported	Cleared			
Murder	0	0			
Aggravated Assault	2	1			
Simple Assault	13	10			
Intimidation	0	0			
Stalking	0	0			
Rape	0	0			
Sodomy	0	0			
Sexual Assault W/Object	0	0			
Fondling	1	0			
Incest	0	0			
Statutory Rape	0	0			
Kidnapping/Abduction	1	1			
Total	17	12			
Group B Arrests					
Offense	Adult	Juvenile			
Bad Checks	0	0			
Curfew/Loitering/Vagrancy	0	2			
Disorderly Conduct	3	1			
DUI	42	0			
Family-Non Violent	0	6			
Liquor Law Violations	65	13			
Peeping Tom	0	0			
Trespass	1	0			
All Other Offenses	10	0			
Total Group B	121	22			

Wahpeton Police Department – 2015

2015 Population Estimate	7,940	Offenses		Arrests		
Offense Overview		Reported	Cleared	Adult	Juvenile	
Offense Total	438	Group A Offenses				
Number Cleared	184	Crimes Against Persons				
Percent Cleared	42.01 %	Murder	0	0	0	0
Group A Crimes per 100,000 population	5,516.4	Negligent Manslaughter	0	0	0	0
		Kidnapping/Abduction	1	1	0	0
		Rape	1	1	1	0
		Sodomy	0	0	0	0
		Sexual Assault W/Object	0	0	0	0
		Fondling	10	2	1	0
		Incest	0	0	0	0
		Statutory Rape	2	0	1	0
		Aggravated Assault	9	6	3	0
		Simple Assault	58	42	23	7
		Intimidation	24	19	3	2
		Stalking	3	0	0	0
		Commercial Sex Acts	0	0	0	0
		Involuntary Servitude	0	0	0	0
		Crimes Against Property				
		Arson	0	0	0	0
		Bribery	0	0	0	0
		Burglary	13	7	4	0
		Counterfeiting/Forgery	16	2	2	0
		Destruction/Damage/Vandalism	82	17	7	6
		Embezzlement	0	0	0	0
		Extortion/Blackmail	0	0	0	0
		False Pretenses	7	1	0	0
		Credit Card/ATM Fraud	5	1	2	0
		Impersonation	12	1	1	0
		Welfare Fraud	0	0	0	0
		Wire Fraud	0	0	0	0
		Motor Vehicle Theft	4	1	1	0
		Robbery	0	0	0	0
		Stolen Property Offenses	0	0	0	0
		Pocket-picking	0	0	0	0
		Purse-snatching	0	0	0	0
		Shoplifting	19	13	12	1
		Theft From Building	0	0	0	0
		Theft From Coin Machine	0	0	0	0
		Theft From Motor Vehicle	13	2	0	1
		Theft of Motor Vehicle Parts	0	0	0	0
		All Other Larceny	133	43	45	6
		Crimes Against Society				
		Drug/Narcotic Violations	13	13	5	11
		Drug Equipment Violations	11	11	3	2
		Betting/Wagering	0	0	0	0
		Operating/Promoting Gambling	0	0	0	0
		Gambling Equipment Violations	0	0	0	0
		Sports Tampering	0	0	0	0
		Pornography/Obscene Material	0	0	0	0
		Prostitution	0	0	0	0
		Prostitution Assisting/Promoting	0	0	0	0
		Purchasing Prostitution	0	0	0	0
		Weapon Law Violations	2	1	1	0
		Total Group A Offenses	438	184	115	36
Arrest Overview		Group B Arrests				
Total Arrests	325	Offense	Adult	Juvenile		
Adult Arrests	256	Bad Checks	0	0		
Juvenile Arrests	69	Curfew/Loitering/Vagrancy	0	5		
Unknown Age	0	Disorderly Conduct	11	9		
Arrests per 100,000 population	4,093.2	DUI	28	0		
Average number offenses/incident	1.12	Family-Non Violent	0	4		
		Liquor Law Violations	22	8		
		Peeping Tom	0	0		
		Trespass	16	2		
		All Other Offenses	64	5		
		Total Group B	141	33		

Watford City Police Department – 2015

2015 Population Estimate	5,235	Offenses		Arrests	
Offense Overview		Reported	Cleared	Adult	Juvenile
Offense Total	626	Group A Offenses			
Number Cleared	261	Crimes Against Persons			
Percent Cleared	41.69 %	Murder	0	0	0
Group A Crimes per 100,000 population	11,958.0	Negligent Manslaughter	0	0	0
		Kidnapping/Abduction	1	1	0
		Rape	7	0	0
		Sodomy	0	0	0
		Sexual Assault W/Object	1	1	0
		Fondling	0	0	0
		Incest	0	0	0
		Statutory Rape	2	2	1
		Aggravated Assault	20	11	8
		Simple Assault	54	43	33
		Intimidation	33	12	5
		Stalking	5	0	0
		Commercial Sex Acts	0	0	0
		Involuntary Servitude	0	0	0
		Crimes Against Property			
		Arson	0	0	0
		Bribery	0	0	0
		Burglary	81	10	8
		Counterfeiting/Forgery	15	0	0
		Destruction/Damage/Vandalism	59	14	5
		Embezzlement	1	0	0
		Extortion/Blackmail	1	0	0
		False Pretenses	1	1	1
		Credit Card/ATM Fraud	60	0	0
		Impersonation	0	0	0
		Welfare Fraud	0	0	0
		Wire Fraud	7	0	0
		Motor Vehicle Theft	20	3	3
		Robbery	1	1	0
		Stolen Property Offenses	6	3	3
		Pocket-picking	0	0	0
		Purse-snatching	0	0	0
		Shoplifting	6	2	1
		Theft From Building	19	5	2
		Theft From Coin Machine	1	0	0
		Theft From Motor Vehicle	12	1	1
		Theft of Motor Vehicle Parts	2	0	0
		All Other Larceny	52	7	3
		Crimes Against Society			
		Drug/Narcotic Violations	65	59	51
		Drug Equipment Violations	76	69	31
		Betting/Wagering	0	0	0
		Operating/Promoting Gambling	0	0	0
		Gambling Equipment Violations	0	0	0
		Sports Tampering	0	0	0
		Pornography/Obscene Material	0	0	0
		Prostitution	1	0	0
		Prostitution Assisting/Promoting	0	0	0
		Purchasing Prostitution	0	0	0
		Weapon Law Violations	17	16	13
		Total Group A Offenses	626	261	171
		Total Group B	302	21	12

Domestic Incident Victims		
Offense	Reported	Cleared
Murder	0	0
Aggravated Assault	4	3
Simple Assault	8	3
Intimidation	4	0
Stalking	1	0
Rape	0	0
Sodomy	0	0
Sexual Assault W/Object	0	0
Fondling	0	0
Incest	0	0
Statutory Rape	0	0
Kidnapping/Abduction	0	0
Total	17	6

Group B Arrests		
Offense	Adult	Juvenile
Bad Checks	1	0
Curfew/Loitering/Vagrancy	0	1
Disorderly Conduct	63	6
DUI	185	0
Family-Non Violent	1	2
Liquor Law Violations	30	7
Peeping Tom	0	0
Trespass	3	1
All Other Offenses	19	4
Total Group B	302	21

West Fargo Police Department – 2015

2015 Population Estimate 33,433

Offense Overview

Offense Total 1,660
 Number Cleared 726
 Percent Cleared 43.73 %
 Group A Crimes per 100,000
 population 4,965.2

Arrest Overview

Total Arrests 914
 Adult Arrests 755
 Juvenile Arrests 159
 Unknown Age 0
 Arrests per 100,000 population 2,733.8
 Average number offenses/incident 1.23

	Offenses		Arrests	
	Reported	Cleared	Adult	Juvenile
Group A Offenses				
Crimes Against Persons				
Murder	2	1	0	0
Negligent Manslaughter	1	0	0	0
Kidnapping/Abduction	5	3	1	0
Rape	4	1	1	0
Sodomy	0	0	0	0
Sexual Assault W/Object	1	0	0	0
Fondling	15	4	5	0
Incest	0	0	0	0
Statutory Rape	2	1	1	0
Aggravated Assault	39	23	22	2
Simple Assault	249	153	78	34
Intimidation	46	32	18	3
Stalking	6	3	2	0
Commercial Sex Acts	0	0	0	0
Involuntary Servitude	0	0	0	0
Crimes Against Property				
Arson	6	2	0	2
Bribery	0	0	0	0
Burglary	150	20	16	0
Counterfeiting/Forgery	35	6	5	0
Destruction/Damage/Vandalism	176	27	7	7
Embezzlement	2	0	0	0
Extortion/Blackmail	3	0	0	0
False Pretenses	49	10	9	0
Credit Card/ATM Fraud	25	3	0	0
Impersonation	66	1	1	0
Welfare Fraud	0	0	0	0
Wire Fraud	2	0	0	0
Motor Vehicle Theft	40	17	11	2
Robbery	4	2	0	2
Stolen Property Offenses	9	7	6	1
Pocket-picking	0	0	0	0
Purse-snatching	0	0	0	0
Shoplifting	43	12	10	2
Theft From Building	8	1	1	0
Theft From Coin Machine	1	0	0	0
Theft From Motor Vehicle	55	5	3	5
Theft of Motor Vehicle Parts	5	0	0	0
All Other Larceny	231	34	35	3
Crimes Against Society				
Drug/Narcotic Violations	185	178	108	18
Drug Equipment Violations	166	161	80	12
Betting/Wagering	0	0	0	0
Operating/Promoting Gambling	0	0	0	0
Gambling Equipment Violations	0	0	0	0
Sports Tampering	0	0	0	0
Pornography/Obscene Material	6	3	2	0
Prostitution	0	0	0	0
Prostitution Assisting/Promoting	0	0	0	0
Purchasing Prostitution	0	0	0	0
Weapon Law Violations	23	16	7	0
Total Group A Offenses	1,660	726	429	93

Domestic Incident Victims		
Offense	Reported	Cleared
Murder	1	1
Aggravated Assault	22	15
Simple Assault	149	98
Intimidation	16	12
Stalking	3	1
Rape	1	0
Sodomy	0	0
Sexual Assault W/Object	0	0
Fondling	1	0
Incest	0	0
Statutory Rape	0	0
Kidnapping/Abduction	4	3
Total	197	130

Group B Arrests		
Offense	Adult	Juvenile
Bad Checks	0	0
Curfew/Loitering/Vagrancy	0	12
Disorderly Conduct	8	25
DUI	152	1
Family-Non Violent	8	0
Liquor Law Violations	52	11
Peeping Tom	2	0
Trespass	9	6
All Other Offenses	95	11
Total Group B	326	66

Williston Police Department – 2015

2015 Population Estimate 27,324

Offense Overview

Offense Total 2,567
 Number Cleared 1,246
 Percent Cleared 48.54 %
 Group A Crimes per 100,000
 population 9,394.7

Arrest Overview

Total Arrests 1,998
 Adult Arrests 1,863
 Juvenile Arrests 135
 Unknown Age 0
 Arrests per 100,000 population 7,312.3
 Average number offenses/incident 1.24

	Offenses		Arrests	
	Reported	Cleared	Adult	Juvenile
Group A Offenses				
Crimes Against Persons				
Murder	0	0	0	0
Negligent Manslaughter	0	0	0	0
Kidnapping/Abduction	5	5	2	0
Rape	20	7	2	0
Sodomy	0	0	0	0
Sexual Assault W/Object	2	2	0	0
Fondling	25	10	0	1
Incest	3	2	0	0
Statutory Rape	5	1	0	0
Aggravated Assault	70	49	30	1
Simple Assault	232	168	125	6
Intimidation	67	41	17	1
Stalking	0	0	0	0
Commercial Sex Acts	0	0	0	0
Involuntary Servitude	0	0	0	0
Crimes Against Property				
Arson	5	0	0	0
Bribery	0	0	0	0
Burglary	150	27	12	0
Counterfeiting/Forgery	55	5	4	0
Destruction/Damage/Vandalism	282	41	15	0
Embezzlement	0	0	0	0
Extortion/Blackmail	0	0	0	0
False Pretenses	29	6	1	0
Credit Card/ATM Fraud	25	6	1	0
Impersonation	24	5	1	0
Welfare Fraud	0	0	0	0
Wire Fraud	0	0	0	0
Motor Vehicle Theft	179	29	10	3
Robbery	4	1	0	0
Stolen Property Offenses	51	46	31	0
Pocket-picking	3	1	1	0
Purse-snatching	2	1	0	0
Shoplifting	81	70	63	13
Theft From Building	50	12	3	1
Theft From Coin Machine	2	1	0	0
Theft From Motor Vehicle	105	14	8	0
Theft of Motor Vehicle Parts	20	1	0	0
All Other Larceny	438	94	89	4
Crimes Against Society				
Drug/Narcotic Violations	327	309	186	11
Drug Equipment Violations	228	222	67	1
Betting/Wagering	0	0	0	0
Operating/Promoting Gambling	0	0	0	0
Gambling Equipment Violations	0	0	0	0
Sports Tampering	0	0	0	0
Pornography/Obscene Material	2	1	1	0
Prostitution	0	0	0	0
Prostitution Assisting/Promoting	1	1	1	0
Purchasing Prostitution	0	0	0	0
Weapon Law Violations	75	68	27	0
Total Group A Offenses	2,567	1,246	697	42

Domestic Incident Victims		
Offense	Reported	Cleared
Murder	0	0
Aggravated Assault	19	16
Simple Assault	118	98
Intimidation	12	8
Stalking	0	0
Rape	2	1
Sodomy	0	0
Sexual Assault W/Object	0	0
Fondling	3	2
Incest	1	1
Statutory Rape	1	0
Kidnapping/Abduction	4	4
Total	160	130

Group B Arrests		
Offense	Adult	Juvenile
Bad Checks	1	0
Curfew/Loitering/Vagrancy	0	7
Disorderly Conduct	112	47
DUI	306	1
Family-Non Violent	0	1
Liquor Law Violations	75	14
Peeping Tom	0	0
Trespass	19	2
All Other Offenses	653	21
Total Group B	1,166	93

ND State Highway Patrol – 2015

2015 Population Estimate		N/A		Offenses		Arrests	
Offense Overview		Group A Offenses		Reported	Cleared	Adult	Juvenile
Offense Total	1,221	Crimes Against Persons					
Number Cleared	1,221	Murder	0	0	0	0	
Percent Cleared	100.00 %	Negligent Manslaughter	5	5	4	0	
Group A Crimes per 100,000 population	N/A	Kidnapping/Abduction	0	0	0	0	
		Rape	0	0	0	0	
		Sodomy	0	0	0	0	
		Sexual Assault W/Object	0	0	0	0	
		Fondling	0	0	0	0	
		Incest	0	0	0	0	
		Statutory Rape	0	0	0	0	
		Aggravated Assault	2	2	1	1	
		Simple Assault	43	43	27	6	
		Intimidation	3	3	2	0	
		Stalking	0	0	0	0	
		Commercial Sex Acts	0	0	0	0	
		Involuntary Servitude	0	0	0	0	
		Crimes Against Property					
		Arson	0	0	0	0	
		Bribery	0	0	0	0	
		Burglary	1	1	0	0	
		Counterfeiting/Forgery	2	2	3	0	
		Destruction/Damage/Vandalism	8	8	3	2	
		Embezzlement	0	0	0	0	
		Extortion/Blackmail	0	0	0	0	
		False Pretenses	15	15	10	0	
		Credit Card/ATM Fraud	0	0	0	0	
		Impersonation	0	0	0	0	
		Welfare Fraud	0	0	0	0	
		Wire Fraud	0	0	0	0	
		Motor Vehicle Theft	13	13	9	3	
		Robbery	0	0	0	0	
		Stolen Property Offenses	20	20	21	0	
		Pocket-picking	0	0	0	0	
		Purse-snatching	0	0	0	0	
		Shoplifting	0	0	0	0	
		Theft From Building	0	0	0	0	
		Theft From Coin Machine	0	0	0	0	
		Theft From Motor Vehicle	0	0	0	0	
		Theft of Motor Vehicle Parts	0	0	0	0	
		All Other Larceny	0	0	0	0	
		Crimes Against Society					
		Drug/Narcotic Violations	498	498	520	17	
		Drug Equipment Violations	500	500	159	10	
		Betting/Wagering	0	0	0	0	
		Operating/Promoting Gambling	0	0	0	0	
		Gambling Equipment Violations	0	0	0	0	
		Sports Tampering	0	0	0	0	
		Pornography/Obscene Material	0	0	0	0	
		Prostitution	0	0	0	0	
		Prostitution Assisting/Promoting	0	0	0	0	
		Purchasing Prostitution	0	0	0	0	
		Weapon Law Violations	111	111	75	0	
		Total Group A Offenses	1,221	1,221	834	39	
Average number offenses/incident	1.53	Domestic Incident Victims					
		Offense	Reported	Cleared			
		Murder	0	0			
		Aggravated Assault	0	0			
		Simple Assault	4	4			
		Intimidation	1	1			
		Stalking	0	0			
		Rape	0	0			
		Sodomy	0	0			
		Sexual Assault W/Object	0	0			
		Fondling	0	0			
		Incest	0	0			
		Statutory Rape	0	0			
		Kidnapping/Abduction	0	0			
		Total	5	5			
		Group B Arrests					
		Offense	Adult	Juvenile			
		Bad Checks	2	0			
		Curfew/Loitering/Vagrancy	0	0			
		Disorderly Conduct	6	1			
		DUI	1,433	9			
		Family-Non Violent	0	0			
		Liquor Law Violations	185	49			
		Peeping Tom	0	0			
		Trespass	1	0			
		All Other Offenses	112	30			
		Total Group B	1,739	89			

NIBRS OFFENSE DEFINITIONS

NATIONAL INCIDENT-BASED CRIME REPORTING OFFENSE DEFINITIONS

Offenses in National Incident-Base Reporting System are divided into two groups designated as Group A and Group B crimes. Information on the number of Group A offenses known to law enforcement, the number cleared by arrest or exceptional means, and the number of persons arrested is reported monthly. Arrest data are reported for Group A and Group B offenses.

NOTE: The classifications of these offenses for NIBRS reporting purposes as of 2015 are based on law enforcement investigation as opposed to determination by a court, medical examiner, jury, or other judicial hearing.

GROUP 'A' OFFENSES:

ARSON

Offense Code **200** (Crimes Against Property)

To unlawfully and intentionally damage, or attempt to damage, any real or personal property by fire or incendiary device.

ASSAULT – AGGRAVATED

Offense Code **13A** (Crimes Against Persons)

An unlawful attack by one person upon another wherein the offender uses or displays a weapon in a threatening manner, or the victim suffers obvious severe or aggravated bodily injury involving apparent broken bones, loss of teeth, possible internal injury, severe laceration, or loss of consciousness.

ASSAULT – SIMPLE

Offense Code **13B** (Crimes Against Persons)

An unlawful physical attack by one person upon another where neither the offender displays a weapon, nor the victim suffers obvious severe or aggravated bodily injury involving apparent broken bones, loss of teeth, possible internal injury, severe laceration, or loss of consciousness.

ASSAULT – INTIMIDATION

Offense Code **13C** (Crimes Against Persons)

To unlawfully place another person in reasonable fear of bodily harm through the use of threatening words and/or other conduct, but without displaying a weapon or subjecting the victim to actual physical attack.

ASSAULT – STALKING

Offense Code **13D** (Crimes Against Persons)

To engage in an intentional pattern of conduct consisting of two or more acts directed at a specific person which frightens, intimidates, or harasses that person, and which serves no legitimate purpose. The course of conduct must be such as would cause a reasonable person to experience fear, intimidation, or harassment.

NOTE: By definition there are no “attempted” assaults, only completed assaults.

BRIBERY (Except Sports Bribery)

Offense Code **510** (Crimes Against Property)

The offering, giving, receiving or soliciting of anything of value (i.e., a bribe, gratuity, or kickback) to sway the judgment or action of a person in a position of trust or influence.

BURGLARY/BREAKING AND ENTERING

Offense Code **220** (Crimes Against Property)

The unlawful entry into a building or other structure with the intent to commit a felony or a theft.

When a hotel, motel, inn or other temporary lodging, or a rental storage facility is burglarized, the number of premises (e.g., rooms, suites, units, storage compartments, etc.) entered must be reported.

Incidental damage resulting from a burglary may be reported under the offense category “Destruction/Damage/Vandalism” if the damage is “substantial”.

COUNTERFEITING/FORGERY

Offense Code **250** (Crimes Against Property)

The altering, copying, or imitation of something, without authority or right, with the intent to deceive or defraud by passing the copy or thing altered or imitated as that which is original or genuine; or the selling, buying, or possession of an altered, copied, or imitated thing with the intent to deceive or defraud.

DESTRUCTION/DAMAGE/VANDALISM OF PROPERTY

Offense Code **290** (Crimes Against Property)

To willfully or maliciously destroy, damage, deface, or otherwise injure real or personal property without the consent of the owner or the person having custody or control of it.

Damage that is incidental to the commission of another offense may be reported separately if the damage is “substantial”, except the incidental damage caused by fighting a fire caused by an arson offense should be indicated as part of the loss caused by burning.

DRUG/NARCOTIC VIOLATIONS (Except "DUI)

Offense Code **35A** (Crimes Against Society)

The unlawful cultivation, manufacture, distribution, sale, purchase, use, possession, transportation or importation of any controlled drug or narcotic substance.

DRUG EQUIPMENT VIOLATIONS

Offense Code **35B** (Crimes Against Society)

The unlawful manufacture, sale, purchase, possession, or transportation of equipment or devices utilized in preparing or using drugs or narcotics

EMBEZZLEMENT

Offense Code **270** (Crimes Against Property)

The unlawful misappropriation by an offender to his/her own use or purpose of money, property, or some other thing of value entrusted to his/her care, custody or control.

EXTORTION/BLACKMAIL

Offense Code **210** (Crimes Against Property)

To unlawfully obtain money, property, or any other thing of value, either tangible or intangible, through the use or threat of force, misuse of authority, threat of criminal prosecution, threat of destruction of reputation or social standing, or through other coercive means.

FRAUD – FALSE PRETENSES/SWINDLE/CONFIDENCE GAME

Offense Code **26A** (Crimes Against Property)

The intentional misrepresentation of existing fact or condition, or the use of some other deceptive scheme or device, to obtain money, goods, or other things of value.

FRAUD – CREDIT CARD/AUTOMATIC TELLER MACHINE FRAUD

Offense Code **26B** (Crimes Against Property)

The unlawful use of a credit (or debit) card or automatic teller machine for fraudulent purposes.

FRAUD – IMPERSONATION

Offense Code **26C** (Crimes Against Property)

Falsely representing one's identity or position, and acting in the character or position thus unlawfully assumed, to deceive others and thereby gain a profit or advantage, enjoy some right or privilege, or subject another person or entity to an expense, charge, or liability that would not have otherwise been incurred.

FRAUD – WELFARE FRAUD

Offense Code **26D** (Crimes Against Property)

The use of deceitful statements, practices, or devices to unlawfully obtain welfare benefits.

FRAUD – WIRE FRAUD

Offense Code **26E** (Crimes Against Property)

The use of an electric or electronic communications facility to intentionally transmit a false and/or deceptive message in furtherance of a fraudulent activity.

GAMBLING – BETTING/WAGERING

Offense Code **39A** (Crimes Against Society)

To unlawfully stake money or something else of value on the happening of an uncertain event or on the ascertainment of a fact in dispute.

GAMBLING – OPERATING/PROMOTING/ASSISTING GAMBLING

Offense Code **39B** (Crimes Against Society)

To unlawfully operate, promote, or assist in the operation of a game of chance, lottery, or other gambling activity.

GAMBLING – GAMBLING EQUIPMENT VIOLATIONS

Offense Code **39C** (Crimes Against Society)

To unlawfully manufacture, sell, buy, possess, or transport equipment, devices, and/or goods used for gambling purposes.

GAMBLING – SPORTS TAMPERING

Offense Code **39D** (Crimes Against Society)

To unlawfully alter, meddle in, or otherwise interfere with a sporting contest or event for the purpose of gaining a gambling advantage.

HOMICIDE – MURDER AND NON-NEGLIGENT MANSLAUGHTER

Offense Code **09A** (Crimes Against Persons)

The willful (non-negligent) killing of one human being by another.

“Assault to Murder” and Attempted Murder” are to be reported as Aggravated Assault.

HOMICIDE – NEGLIGENT MANSLAUGHTER

Offense Code **09B** (Crimes Against Persons)

The killing of another person through negligence. The offense does not include “Vehicular Manslaughter” which is reportable as offense 09E.

HUMAN TRAFFICKING – COMMERCIAL SEX ACTS

Offense Code **64A** (Crime Against Person)

Inducing a person by force, fraud, or coercion to participate in commercial sex acts, or in which the person induced to perform such act(s) has not attained 18 years of age.

HUMAN TRAFFICKING – INVOLUNTARY SERVITUDE

Offense Code **64B** (Crime Against Person)

The obtaining of a person(s) through recruitment, harboring, transportation, or provision, and subjecting such persons by force, fraud, or coercion into involuntary servitude, peonage, debt bondage, or slavery (not to include commercial sex acts).

KIDNAPPING/ABDUCTION

Offense Code **100** (Crimes Against Persons)

The unlawful seizure, transportation, and/or detention of a person against his/her will, or of a minor without the consent of his/her custodial parent(s) or legal guardian(s).

LARCENY/THEFT – POCKET-PICKING

Offense Code **23A** (Crimes Against Property)

The theft of articles from another person’s physical possession by stealth where the victim usually does not become immediately aware of the theft.

LARCENY/THEFT – PURSE-SNATCHING

Offense Code **23B** (Crimes Against Property)

The grabbing or snatching of a purse, handbag, etc., from the physical possession of another person.

LARCENY/THEFT – SHOPLIFTING

Offense Code **23C** (Crimes Against Property)

The theft, by someone other than an employee of the victim, of goods or merchandise exposed for sale.

LARCENY/THEFT – THEFT FROM BUILDING

Offense Code **23D** (Crimes Against Property)

A theft from within a building which is either open to the general public or to which the offender has legal access.

LARCENY/THEFT – THEFT FROM COIN-OPERATED MACHINE OR DEVICE

Offense Code **23E** (Crimes Against Property)

A theft from a machine or device that is operated or activated by the use of coins.

LARCENY/THEFT – THEFT FROM MOTOR VEHICLE

Offense Code **23F** (Crimes Against Property)

The theft of articles from a motor vehicle, whether locked or unlocked. (Except “Theft of Motor Vehicle. Parts or Accessories)

LARCENY/THEFT – THEFT OF MOTOR VEHICLE PARTS OR ACCESSORIES

Offense Code **23G** (Crimes Against Property)

The theft of any part or accessory affixed to the interior or exterior of a motor vehicle in a manner which would make the item an attachment of the vehicle or necessary for its operation.

LARCENY/THEFT – ALL OTHER LARCENY

Offense Code **23H** (Crimes Against Property)

All thefts that do not fit any of the definitions of the specific subcategories of Larceny/Theft listed above.

This subcategory includes thefts from fenced enclosures, boats and airplanes. Thefts of animals, lawn mowers, lawn furniture, hand tools, and farm and construction equipment are also included where no break-in of a structure is involved.

MOTOR VEHICLE THEFT

Offense Code **240** (Crimes Against Property)

The theft of a motor vehicle, including automobiles, buses, recreational vehicles, trucks, and other motor vehicles.

PORNOGRAPHY/OBSCENE MATERIAL

Offense Code **370** (Crimes Against Society)

The violation of laws or ordinances prohibiting the manufacture, publishing, sale, purchase, or possession of sexually explicit material, e.g., literature, photographs, etc.

PROSTITUTION

Offense Code **40A** (Crimes Against Society)

To unlawfully engage in sexual relations for profit.

PROSTITUTION – ASSISTING OR PROMOTING

Offense Code **40B** (Crimes Against Society)

To solicit customers or transport persons for prostitution purposes; to own, manage, or operate a dwelling or other establishment for the purpose of providing a place where prostitution is performed; or to otherwise assist or promote prostitution.

PROSTITUTION – PURCHASING

Offense Code **40C** (Crime Against Society)

To purchase or trade anything of value for commercial sex acts.

ROBBERY

Offense Code **120** (Crimes Against Property)

The taking or attempting to take anything of value under confrontational circumstances from the control, custody, or care of another person by force or threat of force or violence and/or by putting the victim in fear of immediate harm.

Because some type of assault is an element of the crime of Robbery, an assault should not be reported as a separate crime as long as it was performed in furtherance of the robbery. However, if the injury results in death, a Homicide Offense must also be reported.

In a bank robbery, the primary victim would be the “Financial Institution,” but the teller toward whom the robber pointed the gun and made a demand should also be reported as a victim.

SEX OFFENSES – RAPE (Except “Statutory Rape”)

Offense Code **11A** (Crimes Against Persons)

The carnal knowledge of a person, without the consent of the victim, including instances where the victim is incapable of giving consent because of his/her age or because of his/her temporary or permanent mental or physical incapacity.

SEX OFFENSES – SODOMY

Offense Code **11B** (Crimes Against Persons)

Oral or anal sexual intercourse with another person, without the consent of the victim, including instances where the victim is incapable of giving consent because of his/her age or because of his/her temporary or permanent mental or physical incapacity.

(This includes members of the same sex.)

SEX OFFENSES – SEXUAL ASSAULT WITH AN OBJECT

Offense Code **11C** (Crimes Against Persons)

To use an object or instrument to unlawfully penetrate, however slightly, the genital or anal opening of the body of another person, without the consent of the victim, including instances where the victim is incapable of giving consent because of his/her age or because of his/her temporary or permanent mental or physical incapacity.

SEX OFFENSES – FONDLING

Offense Code **11D** (Crimes Against Persons)

The touching of the private body parts of another person for the purpose of sexual gratification, without consent of the victim including instances where the victim is incapable of giving consent because of his/her age or because of his/her temporary or permanent mental or physical incapacity.

SEX OFFENSES, NON-FORCIBLE – INCEST

Offense Code **36A** (Crimes Against Persons)

Non-forcible sexual intercourse between persons who are related to each other within the degrees wherein marriage is prohibited by law.

SEX OFFENSES, NON-FORCIBLE – STATUTORY RAPE

Offense Code **36B** (Crimes Against Persons)

Non-forcible sexual intercourse with a person who is under the statutory age of consent.

“With the consent of the victim” is an element of Statutory Rape. In addition, there is no force or coercion used in Statutory Rape; the act is not an attack.

STOLEN PROPERTY OFFENSES

Offense Code **280** (Crimes Against Property)

Receiving, buying, selling, possessing, concealing, or transporting any property with the knowledge that it has been unlawfully taken, as by Burglary, Embezzlement, Fraud, Larceny/Theft, Robbery, etc.

WEAPON LAW VIOLATIONS

Offense Code **520** (Crimes Against Society)

The violation of laws or ordinances prohibiting the manufacture, sale, purchase, transportation, possession, concealment, or use of firearms, cutting instruments, explosives, incendiary devices or other deadly weapons.

GROUP 'B' OFFENSES:

BAD CHECKS (Except counterfeited or forged checks)

Offense Code **90A** (Crimes Against Property)

Knowingly and intentionally writing and/or negotiating checks drawn against insufficient or nonexistent funds.

CURFEW/LOITERING/VAGRANCY

Offense Code **90B** (Crimes Against Society)

The violation of a court order, regulation, ordinance, or law requiring the withdrawal of persons from the streets of other specified areas; prohibiting persons from remaining in an area or place in an idle or aimless manner; or prohibiting persons from going from place to place without visible means of support.

DISORDERLY CONDUCT

Offense Code **90C** (Crimes Against Society)

Any behavior that tends to disturb the public peace or decorum, scandalize the community, or shock the public sense of morality.

DRIVING UNDER THE INFLUENCE

Offense Code **90D** (Crimes Against Society)

Driving or operating a motor vehicle or common carrier while mentally or physically impaired as the result of consuming an alcoholic beverage or using a drug or narcotic. This offense includes being in "Actual Physical Control."

DRUNKENNESS (Except DUI)

Offense Code **90E** (This is not a crime.)

To drink alcoholic beverages to the extent that one's mental faculties and physical coordination are substantially impaired.

FAMILY OFFENSE, NON-VIOLENT

Offense Code **90F** (Crimes Against Persons and **Society**)

Unlawful, nonviolent acts by a family member (or legal guardian) that threaten the physical, mental, or economic well-being or morals of another family member, and that are not classifiable as other offenses, such as Assault, Incest, Statutory Rape, etc.

This offense includes: Abandonment; Desertion; Neglect; Nonsupport; Nonviolent Abuse; or Non-Violent Cruelty to other family members. It also includes the nonpayment of court-ordered alimony, as long as it is not considered Contempt of Court within the reporting jurisdiction. Do not include victims of these offenses who are taken into custody for their own protection.

LIQUOR LAW VIOLATIONS (Except DUI and Drunkenness)

Offense Code **90G** (Crimes Against Society)

The violation of laws or ordinances prohibiting the manufacture, sale, purchase, transportation, possession, or use of alcoholic beverages.

PEEPING TOM

Offense Code **90H** (Crimes Against Society)

To secretly look through a window, doorway, keyhole, or other aperture for the purpose of voyeurism.

TRESPASS ON REAL PROPERTY

Offense Code **90J** (Crimes Against Society)

To unlawfully enter land, a dwelling, or other real property.

ALL OTHER OFFENSES

Offense Code **90Z** (Crimes Against Persons, Property and Society)

All crimes that are not Group A offenses and not included in one of the specifically named Group B crime categories listed above.

Traffic offenses, except for Hit and Run, are excluded.

**FULL-TIME LAW
ENFORCEMENT EMPLOYEES**

**NUMBER OF FULL-TIME LAW ENFORCEMENT EMPLOYEES
REPORTED BY UCR AGENCIES
AS OF OCTOBER 31, 2015**

Agency	Law Enforcement Officers		Civilian Personnel		Total Full-Time			Population
	Male	Female	Male	Female	Male	Female	Total	
Adams SO	5			1	5	1	6	2,391
Barnes SO	8	1	1		9	1	10	4,461
Valley City PD	11	1		1	11	2	13	6,692
Benson SO	4				4		4	6,868
Billings SO	5				5		5	799
Medora PD	2				2		2	138
Bottineau SO	11		1	3	12	3	15	6,700
Bowman SO	4			1	4	1	5	1,549
Bowman PD	4				4		4	1,722
Burke SO	5			1	5	1	6	2,012
Powers Lake PD	2				2		2	307
Burleigh SO	49	6	30	22	79	28	107	18,246
Bismarck PD	100	12	11	18	111	30	141	70,873
Lincoln PD	4				4		4	3,623
Cass SO	80	27	34	24	114	51	165	19,349
Fargo PD	135	21	2	22	137	43	180	118,490
West Fargo PD	45	2	1	10	46	12	58	33,433
NDSU PD *	12	5	2	6	14	11	25	
Cavalier SO	6		2	3	8	3	11	3,819
Dickey SO	4			1	4	1	5	1,986
Ellendale PD	2				2		2	1,337
Oakes PD	4				4		4	1,789
Divide SO	7				7		7	2,528
Dunn SO	16	1		2	16	3	19	3,529
Killdeer PD	4	1			4	1	5	1,110
Eddy SO	4		1		5		5	2,373
Emmons SO	5		1		6		6	3,388
Foster SO	3				3		3	1,287
Carrington PD	4	1			4	1	5	2,076
Golden Valley SO	5			1	5	1	6	1,862
Grand Forks SO	30	2		7	30	9	39	11,652
Grand Forks PD	73	9	5	10	78	19	97	56,861
Northwood PD	1	1			1	1	2	912
Emerado PD								440
Thompson PD	1				1		1	1,015
UND PD *	18			2	18	2	20	
Grant SO	3	1			3	1	4	2,351
Griggs SO	2	1		1	2	2	4	2,295
Hettinger SO	3	1		1	3	1	5	2,707
Kidder SO	3			1	3		4	1,708
Steele PD	1				1	1	1	709
LaMoure SO	4			1	4		5	2,859
Kulm PD	1				1		1	342
LaMoure PD	1				1		1	948
Logan SO	3				3		3	1,148
Napoleon PD	2		1		3		3	781
McHenry SO	7	1			7	1	8	6,140
McIntosh SO	2	1			2	1	3	1,805
Wishek PD	2				2		2	989
McKenzie SO	26	1	4	20	30	21	51	7,165
Watford City PD	13	2		2	13	4	17	5,235
Arnegard PD	1				1		1	182
McLean SO	20		10	6	30	6	36	9,719
Mercer SO	18	1	8	5	26	6	32	2,943
Beulah PD	6			1	6	1	7	3,418
Hazen PD	4				4		4	2,461
Morton SO	25	3	11	9	36	12	48	8,933
Mandan PD	25	4	2	4	27	8	35	21,448

* Included in City's Population

Agency	Law Enforcement Officers		Civilian Personnel		Total Full-Time			Population
	Male	Female	Male	Female	Male	Female	Total	
Mountrail SO	12	3		11	12	14	26	5,083
New Town PD	5	1		2	5	3	8	2,531
Stanley PD	5	1			5	1	6	2,752
Nelson SO	5			1	5	1	6	3,023
Oliver SO	4			1	4	1	5	1,852
Pembina SO	12		2	4	14	4	18	5,819
Cavalier PD	4				4		4	1,236
Pierce SO	4		21	14	25	14	39	1,491
Rugby PD	3	1			3	1	4	2,919
Ramsey SO	5	1		1	5	2	7	4,254
Devils Lake PD	13	3	1	1	14	4	18	7,326
Ransom SO	4			1	4	1	5	3,306
Lisbon PD	2	1			2	1	3	2,138
Renville SO	5	1			5	1	6	2,359
Sherwood PD	1				1		1	254
Richland SO	16	2	7	10	23	12	35	8,502
Wahpeton PD	11	3		2	11	5	16	7,940
NDSCS PD *	2	1		1	2	2	4	
Rolette SO	8	1	6	4	14	5	19	13,415
Rolla PD	4				4		4	1,344
Sargent SO	4		1		5		5	3,958
Sheridan SO	3				3		3	1,328
Sioux SO	1				1		1	4,489
Slope SO	2				2		2	774
Stark SO	24			5	24	5	29	6,971
Dickinson PD	36	3	2	15	38	18	56	23,564
Belfield PD	2				2		2	1,092
South Heart PD	1				1		1	434
Steele SO	3				3		3	1,949
Stutsman SO	10	1		2	10	3	13	5,661
Jamestown PD	28	1		5	28	6	34	15,447
Towner SO	4	1			4	1	5	1,176
Cando PD								1,150
Traill SO	7	1		5	7	6	13	6,476
Hillsboro PD	2				2		2	1,589
Walsh SO	9	1	3	4	12	5	17	6,659
Grafton PD	8	1		1	8	2	10	4,267
Ward SO	26	6	32	15	58	21	79	17,492
Kenmare PD	3	1			3	1	4	1,087
Minot PD	62	15	6	23	68	38	106	49,842
Burlington PD	3				3		3	1,039
Surrey PD	3				3		3	1,290
Berthold PD	1				1		1	506
Wells SO	3				3		3	1,932
Harvey PD	3	1			3	1	4	1,777
Fessenden PD	1				1		1	477
Williams SO	36	4	17	23	53	27	80	6,021
Tioga PD	6	2	1	3	7	5	12	1,709
Williston PD	40	7	1	16	41	23	64	27,324
Highway Patrol	154	8	31	12	185	20	205	
Total	1,456	178	258	368	1,714	546	2,260	756,927

* Included in City's Population